



**CALL NO. 105**

**CONTRACT ID. 191011**

**LESLIE COUNTY**

**FED/STATE PROJECT NUMBER STP BRO 4211 (046)**

**DESCRIPTION HARLAN-HYDEN ROAD(US-421)**

**WORK TYPE BRIDGE REPLACEMENT**

**PRIMARY COMPLETION DATE 6/1/2020**

**LETTING DATE: March 22,2019**

Sealed Bids will be received electronically through the Bid Express bidding service until 10:00 AM EASTERN DAYLIGHT TIME March 22,2019. Bids will be publicly announced at 10:00 AM EASTERN DAYLIGHT TIME.

**PLANS AVAILABLE FOR THIS PROJECT.**

**DBE CERTIFICATION REQUIRED - 6%**

**REQUIRED BID PROPOSAL GUARANTY:** Not less than 5% of the total bid.

## TABLE OF CONTENTS

PART I	SCOPE OF WORK
	<ul style="list-style-type: none"><li>• PROJECT(S), COMPLETION DATE(S), &amp; LIQUIDATED DAMAGES</li><li>• CONTRACT NOTES</li><li>• FEDERAL CONTRACT NOTES</li><li>• ASPHALT MIXTURE</li><li>• INCIDENTAL SURFACING</li><li>• FUEL AND ASPHALT PAY ADJUSTMENT</li><li>• COMPACTION OPTION A</li><li>• SPECIAL NOTE(S) APPLICABLE TO PROJECT</li><li>• TREE REMOVAL</li><li>• BRIDGE DEMOLITION, RENOVATION</li><li>• ASBESTOS ABATEMENT REPORT</li><li>• RIGHT OF WAY NOTES</li><li>• UTILITY IMPACT &amp; RAIL CERTIFICATION NOTES</li><li>• GENERAL UTILITY NOTES</li><li>• WATER STANDARD UTILITY BID ITEMS</li><li>• WATERLINE SPECIFICATIONS</li><li>• DEPT OF ARMY - NATIONWIDE PERMIT</li><li>• KPDES STORM WATER PERMIT, BMP AND ENOI</li></ul>
PART II	SPECIFICATIONS AND STANDARD DRAWINGS
	<ul style="list-style-type: none"><li>• SPECIFICATIONS REFERENCE</li><li>• SUPPLEMENTAL SPECIFICATION</li><li>• [SN-1I] PORTABLE CHANGEABLE SIGNS</li><li>• [SN-11D] ROCK BLASTING</li><li>• [SP-69] EMBANKMENT AT BRIDGE END BENT STRUCTURES</li></ul>
PART III	EMPLOYMENT, WAGE AND RECORD REQUIREMENTS
	<ul style="list-style-type: none"><li>• FEDERAL-AID CONSTRUCTION CONTRACTS - FHWA 1273</li><li>• NONDISCRIMINATION OF EMPLOYEES</li><li>• EXECUTIVE BRANCH CODE OF ETHICS</li><li>• PROJECT WAGE RATES LOCALITY 2 / FEDERAL</li><li>• NOTICE OF REQUIREMENT FOR AFFIRMATIVE ACTION TO ENSURE EEO LESLIE</li></ul>
PART IV	INSURANCE
PART V	BID ITEMS

**PART I**  
**SCOPE OF WORK**

## ADMINISTRATIVE DISTRICT - 11

**CONTRACT ID - 191011**

**STP BRO 4211 (046)**

**COUNTY - LESLIE**

**PCN - DE06604211911**

**STP BRO 4211 (046)**

HARLAN-HYDEN ROAD(US-421) ADDRESS DEFICIENCIES OF BRIDGE AND APPROACHES ON US-421 OVER STINNETT CREEK 0.028 MILES SOUTH OF KY-406 NEAR STINNETT, A DISTANCE OF 0.39 MILES.BRIDGE REPLACEMENT SYP NO. 11-01078.00.

GEOGRAPHIC COORDINATES LATITUDE 37:05:24.00 LONGITUDE 83:23:44.00

**COMPLETION DATE(S):**

COMPLETED BY 06/01/2020

APPLIES TO ENTIRE CONTRACT

## **CONTRACT NOTES**

### **PROPOSAL ADDENDA**

All addenda to this proposal must be applied when calculating bid and certified in the bid packet submitted to the Kentucky Department of Highways. Failure to use the correct and most recent addenda may result in the bid being rejected.

### **BID SUBMITTAL**

Bidder must use the Department's electronic bidding software. The Bidder must download the bid file located on the Bid Express website ([www.bidx.com](http://www.bidx.com)) to prepare a bid packet for submission to the Department. The bidder must submit electronically using Bid Express.

### **JOINT VENTURE BIDDING**

Joint venture bidding is permissible. All companies in the joint venture must be prequalified in one of the work types in the Qualifications for Bidders for the project. The bidders must get a vendor ID for the joint venture from the Division of Construction Procurement and register the joint venture as a bidder on the project. Also, the joint venture must obtain a digital ID from Bid Express to submit a bid. A joint bid bond of 5% may be submitted for both companies or each company may submit a separate bond of 5%.

### **UNDERGROUND FACILITY DAMAGE PROTECTION**

The contractor shall make every effort to protect underground facilities from damage as prescribed in the Underground Facility Damage Protection Act of 1994, Kentucky Revised Statute KRS 367.4901 to 367.4917. It is the contractor's responsibility to determine and take steps necessary to be in compliance with federal and state damage prevention directives. When prescribed in said directives, the contractor shall submit Excavation Locate Requests to the Kentucky Contact Center (KY811) via web ticket entry. The submission of this request does not relieve the contractor from the responsibility of contacting non-member facility owners, whom shall be contacted through their individual Protection Notification Center. Non-compliance with these directives can result in the enforcement of penalties.

### **REGISTRATION WITH THE SECRETARY OF STATE BY A FOREIGN ENTITY**

Pursuant to KRS 176.085(1)(b), an agency, department, office, or political subdivision of the Commonwealth of Kentucky shall not award a state contract to a person that is a foreign entity required by [KRS 14A.9-010](#) to obtain a certificate of authority to transact business in the Commonwealth ("certificate") from the Secretary of State under [KRS 14A.9-030](#) unless the person produces the certificate within fourteen (14) days of the bid or proposal opening. If the foreign entity is not required to obtain a certificate as provided in [KRS 14A.9-010](#), the foreign entity should identify the applicable exception. Foreign entity is defined within [KRS 14A.1-070](#).

**For all foreign entities required to obtain a certificate of authority to transact business in the Commonwealth, if a copy of the certificate is not received by the contracting agency within the time frame identified above, the foreign entity's solicitation response shall be deemed non-responsive or the awarded contract shall be cancelled.**

Businesses can register with the Secretary of State at <https://secure.kentucky.gov/sos/ftbr/welcome.aspx>.

### **SPECIAL NOTE FOR PROJECT QUESTIONS DURING ADVERTISEMENT**

Questions about projects during the advertisement should be submitted in writing to the Division of Construction Procurement. This may be done by fax (502) 564-7299 or email to [kytc.projectquestions@ky.gov](mailto:kytc.projectquestions@ky.gov). The Department will attempt to answer all submitted questions. The Department reserves the right not to answer if the question is not pertinent or does not aid in clarifying the project intent.

The deadline for posting answers will be 3:00 pm Eastern Daylight Time, the day preceding the Letting. Questions may be submitted until this deadline with the understanding that the later a question is submitted, the less likely an answer will be able to be provided.

The questions and answers will be posted for each Letting under the heading "Questions & Answers" on the Construction Procurement website ([www.transportation.ky.gov/contract](http://www.transportation.ky.gov/contract)). The answers provided shall be considered part of this Special Note and, in case of a discrepancy, will govern over all other bidding documents.

### **HARDWOOD REMOVAL RESTRICTIONS**

The US Department of Agriculture has imposed a quarantine in Kentucky and several surrounding states, to prevent the spread of an invasive insect, the emerald ash borer. Hardwood cut in conjunction with the project may not be removed from the state. Chipping or burning on site is the preferred method of disposal.

### **INSTRUCTIONS FOR EXCESS MATERIAL SITES AND BORROW SITES**

Identification of excess material sites and borrow sites shall be the responsibility of the Contractor. The Contractor shall be responsible for compliance with all applicable state and federal laws and may wish to consult with the US Fish and Wildlife Service to seek protection under Section 10 of the Endangered Species Act for these activities.

### **ACCESS TO RECORDS**

The contractor, as defined in KRS 45A.030 (9) agrees that the contracting agency, the Finance and Administration Cabinet, the Auditor of Public Accounts, and the Legislative Research Commission, or their duly authorized representatives, shall have access to any books, documents, papers, records, or other evidence, which are directly pertinent to this contract for the purpose of financial audit or program review. Records and other prequalification information confidentially

disclosed as part of the bid process shall not be deemed as directly pertinent to the contract and shall be exempt from disclosure as provided in KRS 61.878(1)(c). The contractor also recognizes that any books, documents, papers, records, or other evidence, received during a financial audit or program review shall be subject to the Kentucky Open Records Act, KRS 61.870 to 61.884.

In the event of a dispute between the contractor and the contracting agency, Attorney General, or the Auditor of Public Accounts over documents that are eligible for production and review, the Finance and Administration Cabinet shall review the dispute and issue a determination, in accordance with Secretary's Order 11-004.

April 30, 2018

### **FEDERAL CONTRACT NOTES**

The Kentucky Department of Highways, in accordance with the Regulations of the United States Department of Transportation 23 CFR 635.112 (h), hereby notifies all bidders that failure by a bidder to comply with all applicable sections of the current Kentucky Standard Specifications, including, but not limited to the following, may result in a bid not being considered responsive and thus not eligible to be considered for award:

102.02 Current Capacity Rating 102.10 Delivery of Proposals  
102.8 Irregular Proposals 102.14 Disqualification of Bidders  
102.9 Proposal Guaranty

### **CIVIL RIGHTS ACT OF 1964**

The Kentucky Department of Highways, in accordance with the provisions of Title VI of the Civil Rights Act of 1964 (78 Stat. 252) and the Regulations of the Federal Department of Transportation (49 C.F.R., Part 21), issued pursuant to such Act, hereby notifies all bidders that it will affirmatively insure that the contract entered into pursuant to this advertisement will be awarded to the lowest responsible bidder without discrimination on the ground of race, color, or national origin.

### **NOTICE TO ALL BIDDERS**

To report bid rigging activities call: 1-800-424-9071.

The U.S. Department of Transportation (DOT) operates the above toll-free "hotline" Monday through Friday, 8:00 a.m. to 5:00 p.m. eastern time. Anyone with knowledge of possible bid rigging, bidder collusion, or other fraudulent activities should use the "hotline" to report such activities.

The "hotline" is part of the DOT's continuing effort to identify and investigate highway construction contract fraud and abuse and is operated under the direction of the DOT Inspector General. All information will be treated confidentially and caller anonymity will be respected.

### **SECOND TIER SUBCONTRACTS**

Second Tier subcontracts on federally assisted projects shall be permitted. However, in the case of DBE's, second tier subcontracts will only be permitted where the other subcontractor is also a DBE. All second tier subcontracts shall have the consent of both the Contractor and the Engineer.



### **DISADVANTAGED BUSINESS ENTERPRISE PROGRAM**

It is the policy of the Kentucky Transportation Cabinet (“the Cabinet”) that Disadvantaged Business Enterprises (“DBE”) shall have the opportunity to participate in the performance of highway construction projects financed in whole or in part by Federal Funds in order to create a level playing field for all businesses who wish to contract with the Cabinet. To that end, the Cabinet will comply with the regulations found in 49 CFR Part 26, and the definitions and requirements contained therein shall be adopted as if set out verbatim herein.

The Cabinet, contractors, subcontractors, and sub-recipients shall not discriminate on the basis of race, color, national origin, or sex in the performance of work performed pursuant to Cabinet contracts. The contractor shall carry out applicable requirements of 49 CFR 26 in the award and administration of federally assisted highway construction projects. The contractor will include this provision in all its subcontracts and supply agreements pertaining to contracts with the Cabinet.

Failure by the contractor to carry out these requirements is a material breach of its contract with the Cabinet, which may result in the termination of the contract or such other remedy as the Cabinet deems necessary.

### **DBE GOAL**

The Disadvantaged Business Enterprise (DBE) goal established for this contract, as listed on the front page of the proposal, is the percentage of the total value of the contract.

The contractor shall exercise all necessary and reasonable steps to ensure that Disadvantaged Business Enterprises participate in a least the percent of the contract as set forth above as goals for this contract.

### **OBLIGATION OF CONTRACTORS**

Each contractor prequalified to perform work on Cabinet projects shall designate and make known to the Cabinet a liaison officer who is assigned the responsibility of effectively administering and promoting an active program for utilization of DBEs.

If a formal goal has not been designated for the contract, all contractors are encouraged to consider DBEs for subcontract work as well as for the supply of material and services needed to perform this work.

Contractors are encouraged to use the services of banks owned and controlled by minorities and women.

### **CERTIFICATION OF CONTRACT GOAL**

Contractors shall include the following certification in bids for projects for which a DBE goal has been established. BIDS SUBMITTED WHICH DO NOT INCLUDE CERTIFICATION OF DBE PARTICIPATION WILL NOT BE ACCEPTED. These bids will not be considered for award by the Cabinet and they will be returned to the bidder.

“The bidder certifies that it has secured participation by Disadvantaged Business Enterprises (“DBE”) in the amount of \_\_\_\_ percent of the total value of this contract and that the DBE participation is in compliance with the requirements of 49 CFR 26 and the policies of the Kentucky Transportation Cabinet pertaining to the DBE Program.”

**The certification statement is located in the electronic bid file. All contractors must certify their DBE participation on that page. DBEs utilized in achieving the DBE goal must be certified and prequalified for the work items at the time the bid is submitted.**

### **DBE PARTICIPATION PLAN**

Lowest responsive bidders must submit the *DBE Plan/ Subcontractor Request*, form TC 14-35 DBE, within **5** days of the letting. This is necessary before the Awards Committee will review and make a recommendation. **The project will not be considered for award prior to submission and approval of the apparent low bidder’s DBE Plan/Subcontractor Request.**

The DBE Participation Plan shall include the following:

- 1 Name and address of DBE Subcontractor(s) and/or supplier(s) intended to be used in the proposed project;
- 2 Description of the work each is to perform including the work item , unit, quantity, unit price and total amount of the work to be performed by the individual DBE. The Project Code Number (PCN), Category Number, and the Project Line Number can be found in the “material listing” on the Construction Procurement website under the specific letting;
- 3 The dollar value of each proposed DBE subcontract and the percentage of total project contract value this represents. DBE participation may be counted as follows; a) If DBE suppliers and manufactures assume actual and contractual responsibility, the dollar value of materials to be furnished will be counted toward the goal as follows:
  - The entire expenditure paid to a DBE manufacturer;
  - 60 percent of expenditures to DBE suppliers that are not manufacturers provided the supplier is a regular dealer in the product involved. A regular dealer must be engaged in, as its principal business and in its own name, the sale of products to the public, maintain an inventory and own and operate distribution equipment; and
  - The amount of fees or commissions charged by the DBE firms for a bona fide service, such as professional, technical, consultant, or managerial services and assistance in the procurement of essential personnel, facilities, equipment, materials, supplies, delivery of materials and supplies or for furnishing bonds, or insurance, providing such fees or commissions are determined to be reasonable and customary.

- b) The dollar value of services provided by DBEs such as quality control testing, equipment repair and maintenance, engineering, staking, etc.;
  - c) The dollar value of joint ventures. DBE credit for joint ventures will be limited to the dollar amount of the work actually performed by the DBE in the joint venture;
- 4 Written and signed documentation of the bidder's commitment to use a DBE contractor whose participation is being utilized to meet the DBE goal; and
- 5 Written and signed confirmation from the DBE that it is participating in the contract as provided in the prime contractor's commitment.

#### **UPON AWARD AND BEFORE A WORK ORDER WILL BE ISSUED**

Contractors must submit the signed subcontract between the contractor and the DBE contractor, the DBE's certificate of insurance, and an affidavit for bidders, offerors, and contractors from the DBE to the Division of Construction Procurement. The affidavit can be found on the Construction Procurement website. If the DBE is a supplier of materials for the project, a signed purchase order and an affidavit for bidders, offerors, and contractors must be submitted to the Division of Construction Procurement.

Changes to DBE Participation Plans must be approved by the Cabinet. The Cabinet may consider extenuating circumstances including, but not limited to, changes in the nature or scope of the project, the inability or unwillingness of a DBE to perform the work in accordance with the bid, and/or other circumstances beyond the control of the prime contractor.

#### **CONSIDERATION OF GOOD FAITH EFFORTS REQUESTS**

If the DBE participation submitted in the bid by the apparent lowest responsive bidder does not meet or exceed the DBE contract goal, the apparent lowest responsive bidder must submit a Good Faith Effort Package to satisfy the Cabinet that sufficient good faith efforts were made to meet the contract goals prior to submission of the bid. Efforts to increase the goal after bid submission will not be considered in justifying the good faith effort, unless the contractor can show that the proposed DBE was solicited prior to the letting date. DBEs utilized in achieving the DBE goal must be certified and prequalified for the work items at the time the bid is submitted. One complete set and nine (9) copies of this information must be received in the office of the Division of Contract Procurement no later than 12:00 noon of the tenth calendar day after receipt of notification that they are the apparent low bidder.

Where the information submitted includes repetitious solicitation letters it will be acceptable to submit a sample representative letter along with a distribution list of the firms solicited. Documentation of DBE quotations shall be a part of the good faith effort submittal as necessary to demonstrate compliance with the factors listed below which the Cabinet considers in judging good faith efforts. This documentation may include written subcontractors' quotations, telephone log notations of verbal quotations, or other types of quotation documentation.

The Good Faith Effort Package shall include, but may not be limited to information showing evidence of the following:

- 1 Whether the bidder attended any pre-bid meetings that were scheduled by the Cabinet to inform DBEs of subcontracting opportunities;
- 2 Whether the bidder provided solicitations through all reasonable and available means;
- 3 Whether the bidder provided written notice to all DBEs listed in the DBE directory at the time of the letting who are prequalified in the areas of work that the bidder will be subcontracting;
- 4 Whether the bidder followed up initial solicitations of interest by contacting DBEs to determine with certainty whether they were interested. If a reasonable amount of DBEs within the targeted districts do not provide an intent to quote or no DBEs are prequalified in the subcontracted areas, the bidder must notify the DBE Liaison in the Office of Minority Affairs to give notification of the bidder's inability to get DBE quotes;
- 5 Whether the bidder selected portions of the work to be performed by DBEs in order to increase the likelihood of meeting the contract goals. This includes, where appropriate, breaking out contract work items into economically feasible units to facilitate DBE participation, even when the prime contractor might otherwise perform these work items with its own forces;
- 6 Whether the bidder provided interested DBEs with adequate and timely information about the plans, specifications, and requirements of the contract;
- 7 Whether the bidder negotiated in good faith with interested DBEs not rejecting them as unqualified without sound reasons based on a thorough investigation of their capabilities. Any rejection should be so noted in writing with a description as to why an agreement could not be reached;
- 8 Whether quotations were received from interested DBE firms but were rejected as unacceptable without sound reasons why the quotations were considered unacceptable. The fact that the DBE firm's quotation for the work is not the lowest quotation received will not in itself be considered as a sound reason for rejecting the quotation as unacceptable. The fact that the bidder has the ability and/or desire to perform the contract work with its own forces will not be considered a sound reason for rejecting a DBE quote. Nothing in this provision shall be construed to require the bidder to accept unreasonable quotes in order to satisfy DBE goals;
- 9 Whether the bidder specifically negotiated with subcontractors to assume part of the responsibility to meet the contract DBE goal when the work to be subcontracted includes potential DBE participation;
- 10 Whether the bidder made any efforts and/or offered assistance to interested DBEs in obtaining the necessary equipment, supplies, materials, insurance and/or bonding to satisfy the work requirements of the bid proposal; and
- 11 Any other evidence that the bidder submits which may show that the bidder has made reasonable good faith efforts to include DBE participation.

### **FAILURE TO MEET GOOD FAITH REQUIREMENT**

Where the apparent lowest responsive bidder fails to submit sufficient participation by DBE firms to meet the contract goal and upon a determination by the Good Faith Committee based upon the information submitted that the apparent lowest responsive bidder failed to make sufficient reasonable efforts to meet the contract goal, the bidder will be offered the opportunity to meet in person for administrative reconsideration. The bidder will be notified of the Committee's decision within 24 hours of its decision. The bidder will have 24 hours to request reconsideration of the Committee's decision. The reconsideration meeting will be held within two days of the receipt of a request by the bidder for reconsideration.

The request for reconsideration will be heard by the Office of the Secretary. The bidder will have the opportunity to present written documentation or argument concerning the issue of whether it met the goal or made an adequate good faith effort. The bidder will receive a written decision on the reconsideration explaining the basis for the finding that the bidder did or did not meet the goal or made adequate Good Faith efforts to do so.

The result of the reconsideration process is not administratively appealable to the Cabinet or to the United States Department of Transportation.

The Cabinet reserves the right to award the contract to the next lowest responsive bidder or to rebid the contract in the event that the contract is not awarded to the low bidder as the result of a failure to meet the good faith requirement.

### **SANCTIONS FOR FAILURE TO MEET DBE REQUIREMENTS OF THE PROJECT**

Failure by the prime contractor to fulfill the DBE requirements of a project under contract or to demonstrate good faith efforts to meet the goal constitutes a breach of contract. When this occurs, the Cabinet will hold the prime contractor accountable, as would be the case with all other contract provisions. Therefore, the contractor's failure to carry out the DBE contract requirements shall constitute a breach of contract and as such the Cabinet reserves the right to exercise all administrative remedies at its disposal including, but not limited to the following:

- Disallow credit toward the DBE goal;
- Withholding progress payments;
- Withholding payment to the prime in an amount equal to the unmet portion of the contract goal; and/or
- Termination of the contract.

### **PROMPT PAYMENT**

The prime contractor will be required to pay the DBE within seven (7) working days after he or she has received payment from the Kentucky Transportation Cabinet for work performed or materials furnished.

### **CONTRACTOR REPORTING**

All contractors must keep detailed records and provide reports to the Cabinet on their progress in meeting the DBE requirement on any highway contract. These records may include, but shall not be limited to payroll, lease agreements, cancelled payroll checks, executed subcontracting agreements, etc. Prime contractors will be required to complete and submit a signed and notarized affidavit (TC 18-7) and copies of checks for any monies paid to each DBE subcontractor or supplier utilized to meet a DBE goal. **These documents must be submitted within 10 days of being paid by the Cabinet.**

Payment information that needs to be reported includes date the payment is sent to the DBE, check number, Contract ID, amount of payment and the check date. Before Final Payment is made on this contract, the Prime Contractor will certify that all payments were made to the DBE subcontractor and/or DBE suppliers.

The Prime Contractor should supply the payment information at the time the DBE is compensated for their work. Form to use is located at:

<http://transportation.ky.gov/Construction/Pages/Subcontracts.aspx>

**The prime contractor should notify the KYTC Office of Civil Rights and Small Business Development seven (7) days prior to DBE contractors commencing work on the project. The contact is Melvin Bynes and the telephone number is (502) 564-3601.**

Photocopied payments and completed, signed and notarized affidavit must be submitted by the Prime Contractor to:

- Office of Civil Rights and Small Business Development
- 6<sup>th</sup> Floor West 200 Mero Street
- Frankfort, KY 40622

### **DEFAULT OR DECERTIFICATION OF THE DBE**

If the DBE subcontractor or supplier is decertified or defaults in the performance of its work, and the overall goal cannot be credited for the uncompleted work, the prime contractor may utilize a substitute DBE or elect to fulfill the DBE goal with another DBE on a different work item. If after exerting good faith effort in accordance with the Cabinet's Good Faith Effort policies and procedures, the prime contractor is unable to replace the DBE, then the unmet portion of the goal may be waived at the discretion of the Cabinet.

1/27/2017

**LEGAL REQUIREMENTS AND RESPONSIBILITY TO THE PUBLIC – CARGO PREFERENCE ACT (CPA).**

**(REV 12-17-15) (1-16)**

SECTION 7 is expanded by the following new Article:

102.10 **Cargo Preference Act – Use of United States-flag vessels.**

Pursuant to Title 46CFR Part 381, the Contractor agrees

- To utilize privately owned United States-flag commercial vessels to ship at least 50 percent of the gross tonnage (computed separately for dry bulk carriers, dry cargo liners, and tankers) involved, whenever shipping any equipment, material, or commodities pursuant to this contract, to the extent such vessels are available at fair and reasonable rates for United States-flag commercial vessels.

- To furnish within 20 days following the date of loading for shipments originating within the United States or within 30 working days following the date of loading for shipments originating outside the United States, a legible copy of a rated, 'on-board' commercial ocean bill-of-lading in English for each shipment of cargo described in paragraph 1 of this section to both the Contracting Officer (through the prime contractor in the case of subcontractor bills-of-lading) and to the Division of National Cargo, Office of Market Development, Maritime Administration, Washington, DC 20590.

- To insert the substance of the provisions of this clause in all subcontracts issued pursuant to this contract.

### **ASPHALT MIXTURE**

Unless otherwise noted, the Department estimates the rate of application for all asphalt mixtures to be 110 lbs/sy per inch of depth.

### **INCIDENTAL SURFACING**

The Department has included in the quantities of asphalt mixtures established in the proposal estimated quantities required for resurfacing or surfacing mailbox turnouts, farm field entrances, residential and commercial entrances, curve widening, ramp gores and tapers, and road and street approaches, as applicable. Pave these areas to the limits as shown on Standard Drawing RPM-110-06 or as directed by the Engineer. In the event signal detectors are present in the intersecting streets or roads, pave the crossroads to the right of way limit or back of the signal detector, whichever is the farthest back of the mainline. Surface or resurface these areas as directed by the Engineer. The Department will not measure placing and compacting for separate payment but shall be incidental to the Contract unit price for the asphalt mixtures.

### **FUEL AND ASPHALT PAY ADJUSTMENT**

The Department has included the Contract items Asphalt Adjustment and Fuel Adjustment for possible future payments at an established Contract unit price of \$1.00. The Department will calculate actual adjustment quantities after work is completed. If existing Contract amount is insufficient to pay all items on the contract with the adjustments, the Department will establish additional monies with a change order.

### **OPTION A**

Be advised that the Department will accept compaction of asphalt mixtures furnished for driving lanes and ramps, at 1 inch (25mm) or greater, on this project according to OPTION A in accordance with Section 402 and Section 403 of the current Standard Specifications. The Department will require joint cores as described in Section 402.03.02 for surface mixtures only. The Department will accept compaction of all other asphalt mixtures according to OPTION B.



**Leslie**  
**US-421 over Stinnet Creek**  
**11-1078**

**SPECIAL NOTE FOR AWARD OF CONTRACT**

**Due to pending Right of Way Certification in accordance to section 103.02 of the Standard Specifications for Road and Bridge Construction, the Department may hold and not award the contract for a period not to exceed sixty (60) calendar days from the date of letting.**

***SPECIAL NOTE***

**For Construction Activities**

**Leslie County  
Bridge replacement US421 over Stinnet Creek  
Item No. 11-1078**

STANDARD GRAY BAT EROSION CONTROL IS TO BE FOLLOWED.

**If there are any questions regarding this note, please contact Danny Peake,  
Director, Division of Environmental Analysis, 200 Mero Street, Frankfort, KY  
40601; Phone: (502) 564-7250.**

***SPECIAL NOTE***

**For Tree Removal**

**Leslie County  
Bridge Replacement on US-421 over Stinnet Creek  
Item No. 11-1078**

NO CLEARING OF TREES 5 INCHES OR GREATER (DIAMETER BREAST  
HEIGHT) FROM JUNE 1 THROUGH JULY 31.

**If there are any questions regarding this note, please contact David Waldner,  
Director, Division of Environmental Analysis, 200 Mero Street, Frankfort, KY  
40601, Phone: (502) 564-7250.**

### **Special Note for Bridge Demolition, Renovation and Asbestos Abatement**

**If the project includes any bridge demolition or renovation, the successful bidder is required to notify Kentucky Division for Air Quality (KDAQ) via filing of form (DEP 7036) a minimum of 10 days prior to commencement of any bridge demolition or renovation work.**

**Any available information regarding possible asbestos containing materials (ACM) on or within bridges to be affected by the project has been included in the bid documents. These are to be included with the Contractor's notification filed with the KDAQ. If not included in the bid documents, the Department will provide that information to the successful bidder for inclusion in the KDAQ notice as soon as possible. If there are no documents stating otherwise, the bidders should assume there are no asbestos containing materials that will in any way affect the work.**



**Matthew G. Bevin**  
Governor

**COMMONWEALTH OF KENTUCKY**  
**TRANSPORTATION CABINET**  
Frankfort, Kentucky 40622  
[www.transportation.ky.gov/](http://www.transportation.ky.gov/)

**Greg Thomas**  
Secretary

## **Asbestos Inspection Report**

To: Dean Croft

District: 11

Date: February 16, 2018

Conducted By: O'Dail Lawson

Report Prepared By: O'Dail Lawson

---

### **Project and Structure Identification**

Project Number: Leslie 11-1078

Structure ID: 066B00008N

Structure Location: US 421 over Stinnett Creek

Sample Description: There were no suspect materials present on this structure.

Inspection Date: February 5, 2018

### **Results and Recommendations**

The results of the samples collected were negative for the presence of asbestos above 1%. No abatement is required at this time.

It is recommended that this report accompany the 10-Day Notice of Intent for Demolition ([DEP7036 Form](#)) which is to be submitted to the Kentucky Division of Air Quality prior to abatement, demolition, or renovation of any building or structure in the Commonwealth.

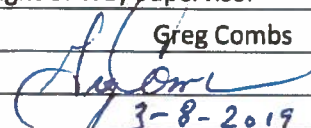





KENTUCKY TRANSPORTATION CABINET  
Department of Highways  
DIVISION OF RIGHT OF WAY & UTILITIES

TC 62-226  
Rev. 01/2016  
Page 1 of 1

**RIGHT OF WAY CERTIFICATION**

<input type="checkbox"/>	<b>Original</b>	<input checked="" type="checkbox"/>	<b>Re-Certification</b>	<b>RIGHT OF WAY CERTIFICATION</b>		
<b>ITEM #</b>		<b>COUNTY</b>		<b>PROJECT # (STATE)</b>		<b>PROJECT # (FEDERAL)</b>
11-1078.00		Leslie		12FO FD52 066 8442101R		STPBRO 4211 (037)
<b>PROJECT DESCRIPTION</b>						
Replace Bridge on US 421 over Stinnett Creek in Leslie County						
<input type="checkbox"/> <b>No Additional Right of Way Required</b>						
Construction will be within the limits of the existing right of way. The right of way was acquired in accordance to FHWA regulations under the Uniform Relocation Assistance and Real Property Acquisitions Policy Act of 1970, as amended. No additional right of way or relocation assistance were required for this project.						
<input type="checkbox"/> <b>Condition # 1 (Additional Right of Way Required and Cleared)</b>						
All necessary right of way, including control of access rights when applicable, have been acquired including legal and physical possession. Trial or appeal of cases may be pending in court but legal possession has been obtained. There may be some improvements remaining on the right-of-way, but all occupants have vacated the lands and improvements, and KYTC has physical possession and the rights to remove, salvage, or demolish all improvements and enter on all land. Just Compensation has been paid or deposited with the court. All relocations have been relocated to decent, safe, and sanitary housing or that KYTC has made available to displaced persons adequate replacement housing in accordance with the provisions of the current FHWA directive.						
<input checked="" type="checkbox"/> <b>Condition # 2 (Additional Right of Way Required with Exception)</b>						
The right of way has not been fully acquired, the right to occupy and to use all rights-of-way required for the proper execution of the project has been acquired. Some parcels may be pending in court and on other parcels full legal possession has not been obtained, but right of entry has been obtained, the occupants of all lands and improvements have vacated, and KYTC has physical possession and right to remove, salvage, or demolish all improvements. Just Compensation has been paid or deposited with the court for most parcels. Just Compensation for all pending parcels will be paid or deposited with the court prior to AWARD of construction contract						
<input type="checkbox"/> <b>Condition # 3 (Additional Right of Way Required with Exception)</b>						
The acquisition or right of occupancy and use of a few remaining parcels are not complete and/or some parcels still have occupants. All remaining occupants have had replacement housing made available to them in accordance with 49 CFR 24.204. KYTC is hereby requesting authorization to advertise this project for bids and to proceed with bid letting even though the necessary right of way will not be fully acquired, and/or some occupants will not be relocated, and/or the just compensation will not be paid or deposited with the court for some parcels until after bid letting. KYTC will fully meet all the requirements outlined in 23 CFR 635.309(c)(3) and 49 CFR 24.102(j) and will expedite completion of all acquisitions, relocations, and full payments after bid letting and prior to AWARD of the construction contract or force account construction.						
Total Number of Parcels on Project		11	<b>EXCEPTION (S) Parcel #</b>		<b>ANTICIPATED DATE OF POSSESSION WITH EXPLANATION</b>	
Number of Parcels That Have Been Acquired						
Signed Deed		8				
Condemnation		3				
Signed ROE		2	Parcel 7		Property owner has signed Temp. easement, USPS to sign required documentaion	
<b>Notes/ Comments (Use Additional Sheet if necessary)</b>						
Parcel 7 is a Condemnation Parcel, the property owner has signed the required documentation required for the Temporary Easement. The United States Postal Service is required to sign documentation also because they have lease interest in parcel. The attorney for KYTC is trying to facilitate the Postal Service required signature, through the U.S. attorney representing Postal Service.						
<b>LPA RW Project Manager</b>				<b>Right of Way Supervisor</b>		
Printed Name				Printed Name		Greg Combs
Signature				Signature		
Date				Date		3-8-2019
<b>Right of Way Director</b>				<b>FHWA</b>		
Printed Name		DM Loy		Printed Name		No Signature Required!
Signature				Signature		as per FHWA-KYTC Current Stewardship Agreement

## UTILITIES AND RAIL CERTIFICATION NOTE

**LESLIE COUNTY, STP BRO 421 1046  
FD52 066 84421 01U  
REPLACE BRIDGE ON US421 OVER STINNET CREEK  
11-1078.00**

**GENERAL PROJECT NOTE ON UTILITY PROTECTION**

Exercise care when operating near overhead lines and/or digging near water lines.

**NOTE: DO NOT DISTURB THE FOLLOWING UTILITIES LOCATED WITHIN THE PROJECT DISTURB LIMITS**

KY Power will be placing a pole at approx. 36' LT 47+00 between US421 & KY406. This pole will need to be filled around.

**\*The Contractor is fully responsible for protection of all utilities listed above\***

**THE FOLLOWING COMPANIES ARE RELOCATING/ADJUSTING THEIR UTILITIES WITHIN THE PROJECT LIMITS AND WILL BE COMPLETE PRIOR TO CONSTRUCTION**

N/A

**THE FOLLOWING COMPANIES HAVE FACILITIES TO BE RELOCATED/ADJUSTED BY THE COMPANY OR THE COMPANY'S SUBCONTRACTOR AND IS TO BE COORDINATED WITH THE ROAD CONTRACT**

KY Power, Windstream, TDS, & CBN Cable are relocating their overhead lines to be clear of construction. Relocation plans can be provided, however, poles as relocated in the field will take precedence over these plans.

**The above activities may be ongoing until July 1<sup>st</sup>, 2019. The completion date of the roadwork has been set accordingly & the Contractor should plan work with this utility involvement in mind. As such, absolutely no claims for delays due to the above listed work during this time will be accepted.**

The Department will consider submission of a bid as the Contractor's agreement to not make any claims for monetary compensation due to delays or other conditions created by the operations of the companies listed above. Working days will not be charged for those days on which work on these facilities is delayed after the above date, as provided in the current edition of the KY Standard Specifications for Road and Bridge Construction. Should a difference of opinion arise as to the rights of the Contractor and others working within the limits of, or adjacent to the project, the KYTC Resident Engineer will decide as to the respective rights of the various parties involved in order to assure the completion of the Department's work in general harmony and in a satisfactory manner, and his decision shall be final and binding upon the Contractor.

## UTILITIES AND RAIL CERTIFICATION NOTE

**LESLIE COUNTY, STP BRO 421 1046  
FD52 066 84421 01U  
REPLACE BRIDGE ON US421 OVER STINNET CREEK  
11-1078.00**

**THE FOLLOWING COMPANIES HAVE FACILITIES TO BE RELOCATED/ADJUSTED BY THE ROAD CONTRACTOR AS INCLUDED IN THIS CONTRACT**

Hyden-Leslie Water’s relocation will be included as part of the highway contract. See the associated proposal & coordinate work with the Water District. Work on the project will need to be phased such that the contractor can ensure old lines are protected until the new line is brought into service.

**THE FOLLOWING RAIL COMPANIES HAVE FACILITIES IN CONJUNCTION WITH THIS PROJECT AS NOTED**

**No Rail Involved**       **Minimal Rail Involved (See Below)**       **Rail Involved (See Below)**

**UNDERGROUND FACILITY DAMAGE PROTECTION – BEFORE YOU DIG**

The contractor shall make every effort to protect underground facilities from damage as prescribed in the Underground Facility Damage Protection Act of 1994, Kentucky Revised Statute KRS 367.4901 to 367.4917. It is the contractor’s responsibility to determine and take steps necessary to be in compliance with federal and state damage prevention directives. The contractor is instructed to contact KY 811 for the location of existing underground utilities. Contact shall be made a minimum of two (2) and no more than ten (10) business days prior to excavation.

The contractor shall submit Excavation Locate Requests to the Kentucky Contact Center (KY 811) via web ticket entry. The submission of this request does not relieve the contractor from the responsibility of contacting non-member facility owners, whom are to be contacted through their individual Protection Notification Center. It may be necessary for the contractor to contact the County Court Clerk to determine what utility companies have facilities in the area. Non-compliance with these directives can result in the enforcement of penalties.

**SPECIAL CAUTION NOTE – PROTECTION OF UTILITIES**

The contractor will be responsible for contacting all utility facility owners on the subject project to coordinate his activities. The contractor will coordinate his activities to minimize and, where possible, avoid conflicts with utility facilities. Due to the nature of the work proposed, it is unlikely to conflict with the existing utilities beyond minor facility adjustments. Where conflicts with utility facilities are unavoidable, the contractor will coordinate any necessary relocation work with the facility owner and Resident Engineer. The Kentucky Transportation Cabinet maintains the right to remove or alter portions of this contract if a utility conflict occurs.



## UTILITIES AND RAIL CERTIFICATION NOTE

**LESLIE COUNTY, STP BRO 421 1046  
FD52 066 84421 01U  
REPLACE BRIDGE ON US421 OVER STINNET CREEK  
11-1078.00**

The utility facilities as noted in the previous section(s) have been determined using data garnered by varied means and with varying degrees of accuracy: from the facility owners, a result of S.U.E., field inspections, and/or reviews of record drawings. The facilities defined may not be inclusive of all utilities in the project scope and are not Level A quality, unless specified as such. It is the contractor's responsibility to verify all utilities and their respective locations before excavating.

*Please Note: The information presented in this Utility Note is informational in nature and the information contained herein is not guaranteed.*

### AREA UTILITIES CONTACT LIST

<u>Utility Company/Agency</u>	<u>Contact Name</u>	<u>Contact Information</u>
Hyden-Leslie Water District	Larry Turner, Jr.	606-672-2791
Sisler-Maggard Engineering	Mike Maggard	859-271-2978
KY Power	Ellis McKnight	606-436-1329
TDS Telecom	Kevin Burnette	270-590-0131
Windstream	Mark Ware	606-329-6195
CBN Cable	Kevin Gibson	kgibson@crystalbn.com

# **GENERAL UTILITY NOTES AND INSTRUCTIONS APPLICABLE TO ALL UTILITY WORK MADE A PART OF THE ROAD CONSTRUCTION CONTRACT**

The contractor should be aware the following utility notes and KYTC Utility Bid Item Descriptions shall supersede, replace and take precedence over any and all conflicting information that may be contained in utility owner supplied specifications contained in the contract, on plans supplied by the utility owner, or any utility owner specifications or information externally referenced in this contract.

Where information may have been omitted from these notes, bid item descriptions, utility owner supplied specifications or plans; the KYTC Standard Specifications for Road and Bridge Construction shall be referenced.

## **PROTECTION OF EXISTING UTILITIES**

The existing utilities shown on the plans are shown as best known at the time the plans were developed and are to be used as a guide only by the Contractor. The Contractor shall use all means at his disposal to accurately locate all existing utilities, whether shown on the plans or not, prior to excavation. The contractor shall protect these utilities during construction. Any damage to existing utilities during construction that are shown or not shown on the plans shall be repaired at the Contractor's expense.

## **PREQUALIFIED UTILITY CONTRACTORS**

Some utility owners may require contractors that perform relocation work on their respective facilities as a part of the road contract be prequalified or preapproved by the utility owner. Those utility owners with a prequalification or preapproval requirement are as follows (approved contractors listed alphabetically):

Hyden-Leslie Water:

- Akins Excavating
- Ash Mountain
- G&W Construction

The bidding contractor needs to review the above list and choose from the list of approved subcontractors before bidding. When the list of approved subcontractors is provided, only subcontractors shown on this list will be allowed to work on that utility as a part of this contract.

When the list of approved subcontractors for the utility work is not provided in these general notes, the utility work can be completed by the prime contractor. If the prime contractor chooses to subcontract the work, the subcontractor shall be prequalified with the KYTC Division of Construction Procurement in the work type of "Utilities" (I33). Those who would like to become prequalified may contact the Division of Construction Procurement at (502) 564-3500. Please note: it could take up to 30 calendar days for prequalification to be approved. The prequalification does not have to be approved prior to the bid, but must be approved before the subcontract will be approved by KYTC and the work can be performed.

#### CONTRACT ADMINISTRATION RELATIVE TO UTILITY WORK

All utility work is being performed as a part of a contract administered by KYTC; there is not a direct contract between the utility contractor and utility owner. The KYTC Section Engineer is ultimately responsible for the administration of the road contract and any utility work included in the contract.

#### SUBMITTALS AND CORRESPONDENCE

All submittals and correspondence of any kind relative to utility work included in the road contract shall be directed to the KYTC Section Engineer, a copy of which may also be supplied to the utility owner by the contractor to expedite handling of items like material approvals and shop drawings. All approvals and correspondence generated by the utility owner shall be directed to the KYTC Section Engineer. The KYTC Section Engineer will relay any approvals or correspondence to the utility contractor as appropriate. At no time shall any direct communication between the utility owner and utility contractor without the communication flowing through the KYTC Section Engineer be considered official and binding under the contract.

#### ENGINEER

Where the word "Engineer" appears in any utility owner specifications included in this proposal, utility owner specifications included as a part of this contract by reference or on the utility relocation plans, it shall be understood the "Engineer" is the Kentucky Transportation Cabinet (KYTC) Section Engineer or designated representative and the utility owner engineer or designated representative jointly. Both engineers must mutually agree upon all decisions made with regard to the utility construction. The Transportation Cabinet, Section Engineer shall make all final decisions in all disputes.

### INSPECTOR OR RESIDENT PROJECT REPRESENTATIVE

Where the word “Inspector” or “Resident Project Representative” appears in the utility specifications included in this proposal, utility owner specifications included as a part of this contract by reference or on the utility relocation plans, it shall be understood the “Inspector” or “Resident Project Representative” is the utility owner inspector and KYTC inspector jointly. The Transportation Cabinet, Section Engineer shall make all final decisions in all disputes.

### NOTICE TO UTILITY OWNERS OF THE START OF WORK

One month before construction is to start on a utility, the utility contractor shall make notice to the KYTC Section Engineer and the utility owner of when work on a utility is anticipated to start. The utility contractor shall again make confirmation notice to the KYTC Section Engineer and the utility owner one week before utility work is to actually start.

### UTILITY SHUTDOWNS

The Contractor shall not shut down any active and in-service mains, utility lines or services for any reason unless specifically given permission to do so by the utility owner. The opening and closing of valves and operating of other active utility facilities for main, utility line or utility service shut downs are to be performed by the utility owner unless specific permission is given to the contractor by the owner to make shutdowns. If and when the utility owner gives the contractor permission to shutdown mains, utility lines or utility services, the contractor shall do so following the rules, procedures and regulations of the utility owner. Any permission given by the utility owner to the contractor to shutdown active and in-service mains, utility lines or services shall be communicated to the KYTC Section Engineer by the utility owner that such permission has been given.

Notice to customers of utility shut downs is sometimes required to be performed by the utility contractor. The contractor may be required; but, is not limited to, making notice to utility customers in a certain minimum amount of time in advance of the shut down and by whatever means of communication specified by the utility owner. The means of communication to the customer may be; but is not limited to, a door hanger, notice by newspaper ad, telephone contact, or any combination of communication methods deemed necessary, customary and appropriate by the utility owner. The contractor should refer to the utility owner specifications for requirements on customer notice.

Any procedure the utility owner may require the contractor to perform by specification or plan note and any expense the contractor may incur to comply with the utility owner’s shut down procedure and notice to customers shall be considered an incidental expense to the utility construction.

CUSTOMER SERVICE AND LATERAL ABANDONMENTS When temporary or permanent abandonment of customer water, gas, or sewer services or laterals are necessary during relocation of utilities included in the contract, the utility contractor shall perform these abandonments as part of the contract as incidental work. No separate payment will be made for service line and lateral abandonments. The contractor shall provide all labor, equipment and materials to accomplish the temporary or permanent abandonment in accordance with the plans, specifications and/or as directed by the engineer. Abandonment may include, but is not limited to, digging down on a water or gas main at the tap to turn off the tap valve

or corporation stop and/or capping or plugging the tap, digging down on a sewer tap at the main and plugging or capping the tap, digging down on a service line or lateral at a location shown on the plans or agreeable to the engineer and capping or plugging, or performing any other work necessary to abandon the service or lateral to satisfactorily accomplish the final utility relocation.

### STATIONS AND DISTANCES

All stations and distances, when indicated for utility placement in utility relocation plans or specifications, are approximate; therefore, some minor adjustment may have to be made during construction to fit actual field conditions. Any changes in excess of 6 inches of plan location shall be reviewed and approved jointly by the KYTC Section Engineer or designated representative and utility owner engineer or designated representative. Changes in location without prior approval shall be remedied by the contractor at his own expense if the unauthorized change creates an unacceptable conflict or condition.

### RESTORATION

Temporary and permanent restoration of paved or stone areas due to utility construction shall be considered incidental to the utility work. No separate payment will be made for this work. Temporary restoration shall be as directed by the KYTC Section Engineer. Permanent restoration shall be "in-kind" as existing.

Restoration of seed and sod areas will be measured and paid under the appropriate seeding and sodding bid items established in the contract for roadway work.

# Standard Water Bid Item Descriptions

**W AIR RELEASE VALVE** This bid item description shall apply to all air release valve installations of every size except those defined as “Special”. This item shall include the air release valve, main to valve connecting line or piping, manhole, vault, structure, access casting or doors, tapping the main, labor, equipment, excavation, proper backfill and restoration required to install the air release valve at the location shown on the plans or as directed in accordance with the specifications and standard drawings complete and ready for use. All air release/vacuum valves on a project shall be paid under one bid item regardless of size. No separate pay items will be established for size variations. Only in the case of the uniqueness of a particular air release valve would a separate bid item be established. Please refer to the Utility Company’s Specifications. If the Company does not have specifications, KYTC’s Specifications shall be referenced. This item shall be paid EACH (EA) when complete.

**BOLLARDS** This item is for payment for furnishing and installing protective guard posts at above ground utility installations. A bollard may consist of, but not limited to, a steel post set in concrete or any other substantial post material. This item shall include all labor, equipment, and materials needed for complete installation of the bollard as specified by the utility owner specifications and plans. If the Company does not have specifications, KYTC’s Specifications shall be referenced. This item shall be paid EACH (EA) when complete.

*NOTE: A bid code for this item has been established in standard roadway bid items and shall be used for payment of this item. The bid code is 21341ND*

**W CAP EXISTING MAIN** This item shall include the specified cap, concrete blocking and/or mechanical anchoring, labor, equipment, excavation, backfill, and restoration required to install the cap at the location shown on the plans or as directed in accordance with the specifications. This item is not to be paid on new main installations. This pay item is only to be paid to cap existing mains. Caps on new mains are incidental to the new main. Any and all caps on existing mains shall be paid under one bid item included in the contract regardless of size. No separate bid items will be established for size variations. Please refer to the Utility Company’s Specifications. If the Company does not have specifications, KYTC’s Specifications shall be referenced. This item shall be paid EACH (EA) when complete.

**W DIRECTIONAL BORE** Payment under this item is made whenever the plans or specifications specifically show directional boring is to be utilized in order to minimize the impact of open cut for the installation of water main under streets, creeks, and etc. Payment under this item shall include the specified bore pipe, labor, and equipment. No separate payment shall be made for bore pipe installed in the bore whether used as a carrier pipe or an encasement of a separate carrier pipe. This item shall also include pipe anchors at each end of the bore when specified to prevent the creep or contraction of the bore pipe. Carrier pipe installed within a bore pipe shall be paid separately under pipe items. Payment under this item shall not be size specific and no separate bid items will be established for size variations. The bore pipe sizes to be included under this item shall be as shown on the plans and/or in the specifications. Any and all directional bores in each contract shall be paid under one directional bore bid item included in the contract regardless of size. Please refer to the Utility Company’s Specifications. If the Company does not have specifications, KYTC’s Specifications shall be referenced. This item shall be paid LINEAR FEET (LF) when complete.

**W ENCASUREMENT CONCRETE** Includes all labor, equipment, excavation, concrete, reinforcing steel, backfill, restoration, and etc., to construct the concrete encasement of the water main as shown on the plans, and in accordance with the specifications and standard drawings. Payment under this item shall be in addition to the carrier pipe as paid under separate bid items. Carrier pipe is not included in this bid item. Any and all concrete encasement shall be paid under one bid item included in the contract regardless of the size of the carrier pipe or the volume of concrete or steel reinforcement as specified in the plans and specifications. No separate bid items will be established for size variations. Measurement of pay quantity shall be from end of concrete to end of concrete. Please refer to the Utility Company's Specifications. If the Company does not have specifications, KYTC's Specifications shall be referenced. This item shall be paid LINEAR FEET (LF) when complete.

**W ENCASUREMENT STEEL BORED** This item shall include the steel encasement pipe size as specified on the plans and in the specifications, casing spacers, end seals, labor, and equipment to bore and install the encasement in accordance with the plans and specifications, complete and ready for use. The size shall be the measured internal diameter of the encasement pipe. The sizes of encasement to be paid under the size ranges specified in the bid items shall be as follows:

- Range 1 = All encasement sizes greater than 2 inches to and including 6 inches
- Range 2 = All encasement sizes greater than 6 inches to and including 10 inches
- Range 3 = All encasement sizes greater than 10 inches to and including 14 inches
- Range 4 = All encasement sizes greater than 14 inches to and including 18 inches
- Range 5 = All encasement sizes greater than 18 inches to and including 24 inches
- Range 6 = All encasement sizes greater than 24 inches

*(Encasement sizes of 2 inches internal diameter or less shall not be paid separately; but, shall be considered incidental to the carrier pipe.)* Payment under this bid item shall not include the carrier pipe. Carrier pipe shall be paid under a separate bid item. Please refer to the Utility Company's Specifications. If the Company does not have specifications, KYTC's Specifications shall be referenced. This item shall be paid LINEAR FEET (LF) when complete.

**W ENCASUREMENT STEEL OPEN CUT** This item shall include the steel encasement pipe size as specified on the plans and in the specifications, casing spacers, end seals, labor, and equipment to open cut and install the encasement in accordance with the plans and specifications, complete and ready for use. The size shall be the measured internal diameter of the encasement pipe. The size encasement to be paid under the size ranges specified in the bid items shall be as follows:

- Range 1 = All encasement sizes greater than 2 inches to and including 6 inches
- Range 2 = All encasement sizes greater than 6 inches to and including 10 inches
- Range 3 = All encasement sizes greater than 10 inches to and including 14 inches
- Range 4 = All encasement sizes greater than 14 inches to and including 18 inches
- Range 5 = All encasement sizes greater than 18 inches to and including 24 inches
- Range 6 = All encasement sizes greater than 24 inches

*(Encasement sizes of 2 inches internal diameter or less shall not be paid separately; but, shall be considered incidental to the carrier pipe.)* Payment under this bid item shall not include the carrier pipe. Carrier pipe shall be paid under a separate bid item. Please refer to the Utility Company's Specifications. If the Company does not have specifications, KYTC's Specifications shall be referenced. This item shall be paid LINEAR FEET (LF) when complete.

**W FIRE HYDRANT ADJUST** Includes all labor, equipment, excavation, materials, and backfill to adjust the existing fire hydrant using the fire hydrant manufacturer's extension kit for adjustments of 18" or less. Adjustments greater than 18" require anchoring couplings and vertical bends to adjust to grade. The Contractor will supply and install all anchor couplings, bends, fire hydrant extension, concrete blocking, restoration, granular drainage material, etc. needed to adjust the fire hydrant complete and ready for use as shown on the plans, and in accordance with the specifications and standard drawings. This also includes allowing for the utility owner inspector to inspect the existing fire hydrant prior to adjusting, contractor returning unusable fire hydrants to the utility owner warehouse and picking up a replacement hydrant. No additional payment will be made for rock excavation. Please refer to the Utility Company's Specifications. If the Company does not have specifications, KYTC's Specifications shall be referenced. This item shall be paid EACH (EA) when complete and ready for use.

**W FIRE HYDRANT ASSEMBLY** Includes all labor, equipment, new fire hydrant, isolating valve and valve box, concrete pad around valve box (when specified in specifications or plans), piping, anchoring tee, anchoring couplings, fire hydrant extension, excavation, concrete blocking, granular drainage material, backfill, and restoration, to install a new fire hydrant assembly as indicated on plans and on standard drawings complete and ready for use. No additional payment will be made for rock excavation. Please refer to the Utility Company's Specifications. If the Company does not have specifications, KYTC's Specifications shall be referenced. This item shall be paid EACH (EA) when complete.

**W FIRE HYDRANT RELOCATE** This item includes all labor and equipment to remove the existing fire hydrant from its existing location and reinstalling at a new location. This item shall include a new isolating valve and valve box, concrete pad around valve box (when required in specifications or plans), new piping, new anchoring tee, anchoring couplings, fire hydrant extensions, concrete blocking, restoration, granular drainage material, excavation, and backfill as indicated on plans, specifications, and on standard drawings complete and ready for use. This item shall also include allowing for utility owner inspector to inspect the existing fire hydrant prior to reuse, contractor returning unusable fire hydrants to the utility owner warehouse and picking up a replacement hydrant for use, if the existing fire hydrant is determined unfit for reuse. No additional payment will be made for rock excavation. Please refer to the Utility Company's Specifications. If the Company does not have specifications, KYTC's Specifications shall be referenced. This item shall be paid EACH (EA) when complete.

**W FIRE HYDRANT REMOVE** This bid item includes removal of an abandoned fire hydrant, isolating valve, and valve box to the satisfaction of the engineer. The removed fire hydrant, isolating valve and valve box shall become the property of the contractor for his disposal as salvage or scrap. Please refer to the Utility Company's Specifications. If the Company does not have specifications, KYTC's Specifications shall be referenced. This item shall be paid EACH (EA) when complete.

**W FLUSH HYDRANT ASSEMBLY** This item shall include the flushing hydrant assembly, service line, tapping the main, labor, equipment, excavation, backfill, and restoration required to install the flush hydrant at the location shown on the plans and in accordance with the specifications and standard drawings, complete and ready for use. Please refer to the Utility Company's Specifications. If the Company does not have specifications, KYTC's Specifications shall be referenced. This item shall be paid EACH (EA) when complete.

**W FLUSHING ASSEMBLY** This item shall include the flushing device assembly, service line, meter box and lid, tapping the main, labor, equipment, excavation, backfill, and restoration required to install the



flushing device at the location shown on the plans and in accordance with the specifications and standard drawings, complete and ready for use. Please refer to the Utility Company's Specifications. If the Company does not have specifications, KYTC's Specifications shall be referenced. This item shall be paid EACH (EA) when complete.

**W LEAK DETECTION METER** This item is for payment for installation of a water meter at main valve locations where shown on the plans for detection of water main leaks. The meter shall be of the size and type specified in the plans or specifications. This item shall include all labor, equipment, meter, meter box or vault, connecting pipes between main and meter, main taps, tapping saddles, casting, yoke, and any other associated material needed for installation of a functioning water meter in accordance with the plans and specifications, complete and ready for use. No separate payment will be made under any other contract item for connecting pipe or main taps. Any and all leak detection meters shall be paid under one bid item included in the contract regardless of size. No separate bid items will be established for size variations. Please refer to the Utility Company's Specifications. If the Company does not have specifications, KYTC's Specifications shall be referenced. This item shall be paid EACH (EA) when complete and ready for use.

**W LINE MARKER** This item is for payment for furnishing and installing a water utility line marker as specified by the utility owner specifications and plans. A line marker may consist of a post or monument of whatever materials specified and shall include markings and/or signage on same as specified by plans or specifications. This item shall include all labor, equipment, and materials needed for complete installation of the marker. This item shall be paid EACH (EA) when complete.

**W MAIN POINT RELOCATE** This item is intended for payment for horizontal and/or vertical relocation of a short length of an existing main at the locations shown on the plans. This bid item is to be used to relocate an existing water main at point locations such as to clear a conflict at a proposed drainage structure, pipe or any other similar short relocation situation, and where the existing pipe material is to be reused. The contractor shall provide any additional pipe or fitting material needed to complete the work as shown on the plans and specifications. The materials provided shall be of the same type and specification as those that exist. Substitution of alternative materials shall be approved by the engineer in advance on a case by case basis. New polyethylene wrap is to be provided (if wrap exists or is specified in the specifications to be used). If it is necessary that the pipe be disassembled for relay, payment under this item shall also include replacement of joint gaskets as needed. Bedding and backfill shall be provided and performed the same as with any other pipe installation as detailed in the plans and specifications. Payment under this item shall be for each location requiring an existing main to be relocated horizontally or vertically regardless of pipe size or relocation length. No separate pay items will be established for pipe size variations or relocation segment length variations. Water Main Relocate shall not be paid on a linear feet basis; but, shall be Paid EACH (EA) at each location when complete and placed in service. Please refer to the Utility Company's Specifications. If the Company does not have specifications, KYTC's Specifications shall be referenced.

**W METER** This item is for payment for installation of all standard water meters of all sizes 2 inches ID or less as specified on the plans. This item shall include all labor, equipment, meter, meter box, casting, yoke, and any other associated material needed for installation of a functioning water meter in accordance with the plans and specifications, complete and ready for use. This item shall include connections to the new or existing water service line. Please refer to the Utility Company's Specifications. If the Company does not have specifications, KYTC's Specifications shall be referenced. This item shall be paid EACH (EA) when complete.

**W METER ADJUST** This item includes all labor, equipment, excavation, materials, backfill, restoration, and etc., to adjust the meter casting to finished grade (whatever size exists) at the location shown on the plans or as directed in accordance with the specifications and standard drawings complete and ready for use. Please refer to the Utility Company's Specifications. If the Company does not have specifications, KYTC's Specifications shall be referenced. This item shall be paid EACH (EA) when complete.

**W METER RELOCATE** This item includes all labor, equipment, excavation, additional fittings, disinfection, testing, restoration, and etc., to relocate the existing water meter (whatever size exists), meter yoke, meter box, casting, and etc., from its old location to the location shown on the plans or as directed, in accordance with the specifications and standard drawings complete and ready for use. The new service pipe (if required) will be paid under short side or long side service bid items. Any and all meter relocations of 2 inches or less shall be paid under one bid item included in the contract regardless of size. Each individual relocation shall be paid individually under this item; however, no separate bid items will be established for meter size variations of 2 inches ID or less. Please refer to the Utility Company's Specifications. If the Company does not have specifications, KYTC's Specifications shall be referenced. This item shall be paid EACH (EA) when complete.

**W METER VAULT SIZE RANGE 1 OR 2** This item is for payment for installation of an underground structure for housing of a larger water meter, fittings, and valves as required by the plans and specifications. This item shall include all labor, equipment, excavation, concrete, manhole castings or access doors, the specified meter(s) valve(s), all piping, and fitting materials associated with installing a functioning meter and vault in accordance with the plans, standard drawings, and specifications, complete and ready for use. The size shall be the measured internal diameter of the meter and piping to be installed. The size meter vault to be paid under size 1 or 2 shall be as follows:

- Size Range 1 = All meter and piping sizes greater than 2 inches up to and including 6 inches
- Size Range 2 = All meter and piping sizes greater than 6 inches

This item shall be paid EACH (EA) when complete. Please refer to the Utility Company's Specifications. If the Company does not have specifications, KYTC's Specifications shall be referenced.

**W METER/FIRE SERVICE COMBO VAULT** This item is for payment for installation of an underground structure for housing of a water meter and fire service piping, fittings, and valves as required by the plans and specifications. This item shall include all labor, equipment, excavation, concrete, manhole castings or access doors, the specified meter(s), valve(s), all piping, and fitting materials associated with installing a functioning meter and fire service vault in accordance with the plans and specifications, complete and ready for use. Please refer to the Utility Company's Specifications. If the Company does not have specifications, KYTC's Specifications shall be referenced. This item shall be paid EACH (EA) when complete.

**W METER WITH PRESSURE REDUCING VALVE (PRV)** This item is for payment for installation of all standard water meters with pressure reducing valves (PRV) of all sizes 2 inches ID or less as specified on the plans. This item shall include all labor, equipment, meter, PRV, meter box, casting, yoke, and any other associated material needed for installation of a functioning water meter with PRV in accordance with the plans and specifications, complete and ready for use. This item shall include connections to the new or existing water service line. Please refer to the Utility Company's Specifications. If the Company does not have specifications, KYTC's Specifications shall be referenced.

This item shall be paid EACH (EA) when complete.

**W PIPE** This description shall apply to all PVC, ductile iron, and polyethylene/plastic pipe bid items of every size and type to be used as water main, except those bid items defined as “Special”. This item includes the pipe specified by the plans and specifications, all fittings (including, but not limited to, bends, tees, reducers, plugs, and caps), tracing wire with test boxes (if required by specification), polyethylene wrap (when specified), labor, equipment, excavation, bedding, restoration, testing, sanitizing, backfill, and etc., required to install the specified new pipe and new fittings at the locations shown on the plans, or as directed, in accordance with the specifications and standard drawings complete and ready for use. No additional payment will be made for rock excavation. This bid item includes material and placement of flowable fill under existing and proposed pavement, and wherever else specified on the plans or in the specifications. **This item shall include all temporary and permanent materials and equipment required to pressure test and sanitize mains including, but not limited to, pressurization pumps, hoses, tubing, gauges, main taps, saddles, temporary main end caps or plugs and blocking, main end taps for flushing, chlorine liquids or tablets for sanitizing, water for testing/sanitizing and flushing (when not supplied by the utility), chlorine neutralization equipment and materials, and any other items needed to accomplish pressure testing and sanitizing the main installation.** This item shall also include pipe anchors, at each end of polyethylene pipe runs when specified to prevent the creep or contraction of the pipe. Measurement of quantities under this item shall be through fittings, encasements, and directional bores (only when a separate carrier pipe is specified within the directional bore pipe). Measurements shall be further defined to be to the center of tie-in where new pipe contacts existing pipe at the center of connecting fittings, to the outside face of vault or structure walls, or to the point of main termination at dead ends. No separate payment will be made under pipe items when the directional bore pipe is the carrier pipe. Please refer to the Utility Company’s Specifications. If the Company does not have specifications, KYTC’s Specifications shall be referenced. This item shall be paid LINEAR FEET (LF) when complete.

**W PLUG EXISTING MAIN** This item shall include the specified plug, concrete blocking and/or anchoring, labor, equipment, excavation, backfill, and restoration required to install the plug in an existing in-service main that is to remain at the location shown on the plans or as directed in accordance with the specifications. Any and all plugs on all existing in-service mains shall be paid under one bid item included in the contract regardless of size. No separate bid items will be established for size variations. Please refer to the Utility Company’s Specifications. If the Company does not have specifications, KYTC’s Specifications shall be referenced. This item shall be paid EACH (EA) when complete.

*NOTE: This utility bid item is not to be paid on new main installations or abandoned mains. This pay item is to plug existing in-service mains only. Plugs on new mains are incidental to the new main just like all other fittings.*

*NOTE: Plugging of existing abandon mains shall be performed and paid in accordance with Section 708.03.05 of KYTC Standard Specifications For Road And Bridge Construction and paid using Bid Code 01314 Plug Pipe.*

**W PRESSURE REDUCING VALVE** This description shall apply to all pressure reducing valves (PRV) of every size required in the plans and specifications except those bid items defined as “Special”. Payment under this description is to be for PRVs being installed with new main. This item includes the PRV as specified in the plans and specifications, polyethylene wrap (if required by specification), labor, equipment, excavation, anchoring (if any), pit or vault, backfill, restoration, testing, disinfection, and etc., required to install the specified PRV at the location shown on the plans in accordance with the specifications and standard drawings complete and ready for use. If required on plans and/or proposed adjoining DIP is restrained, PRVs shall be restrained. PRV restraint shall be considered incidental to the

PRV and adjoining pipe. Please refer to the Utility Company's Specifications. If the Company does not have specifications, KYTC's Specifications shall be referenced. This item shall be paid EACH (EA) when complete.

**W PUMP STATION** This item is for payment for installation of pumps and an above or below ground structure for housing of the pumps. This item shall include all pumps, piping, fittings, valves, electrical components, building materials, concrete, any other appurtenances, labor, equipment, excavation, and backfill, to complete the pump station installation as required by the plans, standard drawings, and specifications, complete and ready for use. Please refer to the Utility Company's Specifications. If the Company does not have specifications, KYTC's Specifications shall be referenced. This item shall be paid LUMP SUM (LS) when complete.

**W REMOVE TRANSITE (AC) PIPE** This item shall include all labor, equipment, and materials needed for removal and disposal of the pipe as hazardous material. All work shall be performed by trained and certified personnel in accordance with all environmental laws and regulations. Any and all transite AC pipe removed shall be paid under one bid item included in the contract regardless of size. No separate bid items will be established for size variations. Please refer to the Utility Company's Specifications. If the Company does not have specifications, KYTC's Specifications shall be referenced. This item shall be paid LINEAR FEET (LF) when complete.

**W SERVICE LONG SIDE** This bid item description shall apply to all service line installations of every size bid up to and including 2 inch inside diameter, except those service bid items defined as "Special". This item includes the specified piping material, main tap, tapping saddle (if required), and corporation stop materials, coupling for connecting the new piping to the surviving existing piping, encasement of 2 inches or less internal diameter (if required by plan or specification), labor, equipment, excavation, backfill, testing, disinfection, and restoration, at the locations shown on the plans or as directed, in accordance with the specifications and standard drawings, complete and ready for use. This bid item is to pay for service installations where the ends of the service connection are on opposite sides of the public roadway and the service line crosses the centerline of the public roadway as shown on the plans. The length of the service line is not to be specified. Payment under this item shall not be restricted by a minimum or maximum length. The contractor shall draw his own conclusions as to the length of piping that may be needed. Payment under this item shall include boring, jacking, or excavating across the public roadway for placement. Placement of a service across a private residential or commercial entrance alone shall not be reason to make payment under this item. Private or commercial entrances shall not be considered a public roadway in defining payment under this item. This pay item does not include installation or relocation of meters. Meters will be paid separately. No additional payment will be made for rock excavation or for special bedding required in rock excavation. Please refer to the Utility Company's Specifications. If the Company does not have specifications, KYTC's Specifications shall be referenced. This item shall be paid EACH (EA) when complete.

**W SERVICE SHORT SIDE** This bid item description shall apply to all service line installations of every size up to and including 2 inch internal diameter, except those service bid items defined as "Special". This item includes installation of the specified piping material of the size specified on plans, encasement of 2 inches or less internal diameter (if required by plan or specification), main tap, tapping saddle (if required), corporation stop, coupling for connecting the new piping to the surviving existing piping, labor, equipment, excavation, backfill, testing, disinfection, and restoration, at the locations shown on the plans or as directed, in accordance with the specifications and standard drawings, complete and

ready for use. This bid item is to pay for service installations where both ends of the service connection are on the same side of the public roadway, or when an existing service crossing a public roadway will remain and is being extended, reconnected, or relocated with all work on one side of the public roadway centerline as shown on the plans. The length of the service line is not to be specified and shall not be restricted to any minimum or maximum length. Payment shall be made under this item even if the service crosses a private residential or commercial entrance; but, not a public roadway. Private or commercial entrances shall not be considered a public roadway in defining payment under this item. The contractor shall draw his own conclusions as to the length of piping that may be needed. This pay item does not include installation or relocation of meters. Meters will be paid separately. No additional payment will be made for rock excavation or for bedding required in rock excavation. Please refer to the Utility Company's Specifications. If the Company does not have specifications, KYTC's Specifications shall be referenced. This item shall be paid EACH (EA) when complete.

**W SERVICE RELOCATE** This item is for the relocation of an existing water service line where a meter is not involved, and where an existing service line can easily be adjusted by excavating alongside and moving the line horizontally and/or vertically a short distance without cutting the service line to avoid conflicts with road construction. This item shall include excavation, labor, equipment, bedding, and backfill to relocate the line in accordance with the plans and specifications complete and ready for use. Payment under this item shall be for each location requiring relocation. Payment shall be made under this item regardless of service size or relocation length. No separate pay items will be established for size or length variation. Please refer to the Utility Company's Specifications. If the Company does not have specifications, KYTC's Specifications shall be referenced. This item shall be paid EACH (EA) when complete.

**W STRUCTURE ABANDONMENT** This item is to be used to pay for abandonment of larger above or below ground water structures such as meter vaults, fire pits, pump stations, tanks, and etc. Payment under this item shall not be limited to size or scope; however structures with connecting pipes of 2 inches or less shall not be paid under this item; but, shall be considered incidental to water construction, (i.e., abandonment of standard water meters up to and including 2 inches would not be paid under this item). Payment under this item shall include all labor, equipment, and compacted fill or flowable fill for abandonment of the structure in place and restoration complete. No separate bid items will be established for size or structure variations. Please refer to the Utility Company's Specifications. If the Company does not have specifications, KYTC's Specifications shall be referenced. This item shall be paid EACH (EA) when complete.

**W STRUCTURE REMOVAL** This item is to be used to pay for removal of larger above or below ground water structures such as meter vaults, fire pits, pump stations, tanks, and etc. Payment under this item shall not be limited to size or scope; however structures with connecting pipes of 2 inches or less shall not be paid under this item; but, shall be considered incidental to water construction, (i.e., removal of standard water meters up to and including 2 inches would not be paid under this item). Payment under this item shall include all labor, equipment, and compacted backfill for removal of the structure and restoration complete. No separate bid items will be established for size or structure variations. Please refer to the Utility Company's Specifications. If the Company does not have specifications, KYTC's Specifications shall be referenced. This item shall be paid EACH (EA) when complete.

**W TAPPING SLEVE AND VALVE SIZE 1 OR 2** This item shall include the specified tapping sleeve, valve, valve box, concrete pad around valve box (when required in specifications or plans), labor, and equipment to install the specified tapping sleeve and valve, complete and ready for use in accordance with

the plans and specifications. The size shall be the measured internal diameter of the live pipe to be tapped. The size tapping sleeve and valve to be paid under sizes 1 or 2 shall be as follows:

Size 1 = All live tapped main sizes up to and including 8 inches

Size 2 = All live tapped main sizes greater than 8 inches

Please refer to the Utility Company's Specifications. If the Company does not have specifications, KYTC's Specifications shall be referenced. This item shall be paid EACH (EA) when complete.

**W TIE-IN** This bid description shall be used for all main tie-in bid items of every size except those defined as "Special". This item includes all labor, equipment, excavation, fittings, sleeves, reducers, couplings, blocking, anchoring, restoration, disinfection, testing and backfill required to make the water main tie-in as shown on the plans, and in accordance with the specifications complete and ready for use. Pipe for tie-ins shall be paid under separate bid items. This item shall be paid EACH (EA) when complete.

**W VALVE** This description shall apply to all valves of every size required in the plans and specifications except those bid items defined as "Special". Payment under this description is to be for gate or butterfly valves being installed with new main. This item includes the valve as specified in the plans and specifications, polyethylene wrap (if required by specification), labor, equipment, excavation, anchoring (if any), valve box and valve stem extensions, backfill, concrete pad around valve box (if required by specification), restoration, testing, disinfection, and etc., required to install the specified valve at the location shown on the plans in accordance with the specifications and standard drawings complete and ready for use. If required on plans and/or proposed adjoining DIP is restrained, valves shall be restrained. Valve restraint shall be considered incidental to the valve and adjoining pipe. This description does not apply to cut-in valves. Please refer to the Utility Company's Specifications. If the Company does not have specifications, KYTC's Specifications shall be referenced. This item shall be paid EACH (EA) when complete.

**W VALVE ANCHOR EXISTING** This bid item is intended to pay for installation of restraint hardware on an existing valve where no restraint exists to hold the valve in place to facilitate tie-ins and other procedures where restraint is prudent. This work shall be performed in accordance with water specifications and plans. This bid item shall include all labor equipment, excavation, materials and backfill to complete restraint of the designated valve, regardless of size, at the location shown on the plans, complete and ready for use. Materials to be provided may include, but is not limited to, retainer glands, lugs, threaded rod, concrete, reinforcing steel or any other material needed to complete the restraint. Should the associated valve box require removal to complete the restraint, the contractor shall reinstall the existing valve box, the cost of which shall be considered incidental to this bid item. No separate bid items are being provided for size variations. All sizes shall be paid under one bid item. Please refer to the Utility Company's Specifications. If the Company does not have specifications, KYTC's Specifications shall be referenced. This item shall be paid EACH (EA) when complete.

**W VALVE BOX ADJUST** Includes all labor, equipment, valve box and valve stem extensions (if required), excavation, backfill, concrete pad around valve box (when specified in specifications or plans), restoration, and etc., to adjust the top of the box to finished grade complete and ready for use. Please refer to the Utility Company's Specifications. If the Company does not have specifications, KYTC's Specifications shall be referenced. This item shall be paid EACH (EA) when complete.

**W VALVE CUT-IN** This bid description is for new cut-in valve installations of all sizes where installation is accomplished by cutting out a section of existing main. This item shall include cutting the existing pipe, supplying the specified valve, couplings or sleeves, valve box, concrete pad around valve box (when required in specifications or plans), labor, equipment, and materials to install the valve at the locations shown on the plans, or as directed by the engineer, complete and ready for use. Any pipe required for installation shall be cut from that pipe removed or supplied new by the contractor. No separate payment will be made for pipe required for cut-in valve installation. Please refer to the Utility Company's Specifications. If the Company does not have specifications, KYTC's Specifications shall be referenced. This item shall be paid EACH (EA) when complete.

**W VALVE VAULT** This item is for payment for installation of an underground structure for housing of specific valve(s) as required by the plans and specifications. This item shall include all labor, equipment, excavation, concrete, manhole castings or doors, the specified valve(s), all piping, and fitting materials associated with installing a functioning valve vault in accordance with the plans, standard drawing, and specifications, complete and ready for use. Please refer to the Utility Company's Specifications. If the Company does not have specifications, KYTC's Specifications shall be referenced. This item shall be paid EACH (EA) when complete.

SME: 17023

HYDEN - LESLIE COUNTY WATER DISTRICT

**Waterline Relocation – US 421 (Stinnett Creek)**

TECHNICAL SPECIFICATIONS

TABLE OF CONTENTS

	<u>PAGE NO.</u>
<u>DIVISION 01 – CONTRACT ADMINISTRATION</u>	
SECTION 01010 - GENERAL REQUIREMENTS	01010-1 THRU 5
SECTION 01060 - REGULATORY REQUIREMENTS	01060-1 THRU 1
SECTION 01070 - ABBREVIATIONS AND SYMBOLS	01070-1 THRU 3
SECTION 01090 - REFERENCE STANDARDS	01090-1 THRU 3
SECTION 01300 - SUBMITTALS	01300-1 THRU 4
SECTION 01420 - INSPECTION SERVICES	01420-1 THRU 2
SECTION 01440 - CONTRACTOR QUALITY CONTROL	01440-1 THRU 5
SECTION 01580 - PROJECT IDENTIFICATION AND SIGNS	01580-1 THRU 3
SECTION 01600 - MATERIAL AND EQUIPMENT	01600-1 THRU 5
SECTION 01610 - TRANSPORTATION AND HANDLING	01610-1 THRU 1
SECTION 01700 - PROJECT CLOSEOUT	01700-1 THRU 3
SECTION 01710 - PROJECT CLEANING	01710-1 THRU 3
SECTION 01720 - PROJECT RECORD DOCUMENTS	01720-1 THRU 2
 <u>DIVISION 02 - SITE WORK</u>	
SECTION 02110 - CLEARING AND GRUBBING	02110-1 THRU 2
SECTION 02202 - ROCK REMOVAL	02202-1 THRU 3
SECTION 02221 - EXCAVATION, TRENCHING, AND BACKFILLING FOR UTILITIES SYSTEMS	02221-1 THRU 6
SECTION 02270 - EROSION CONTROL, SEDIMENTATION, AND CONTAINMENT OF CONSTRUCTION MATERIALS	02270-1 THRU 3
SECTION 02480 - SEEDING, FERTILIZING AND MULCHING	02480-1 THRU 6
SECTION 02701 - POLYVINYL CHLORIDE PIPE (WATER MAINS)	02701-1 THRU 2
SECTION 02703 - STREAM/LAKE CROSSINGS	02703-1 THRU 3
SECTION 02710 - VALVES	02710-1 THRU 10
SECTION 02720 - PRESSURE PIPELINES INSTALLATION	02720-1 THRU 9
SECTION 02940 - TEMPORARY SILT AND EROSION CONTROL	02940-1 THRU 1
 <u>DIVISION 03 - CONCRETE</u>	
SECTION 03419 - CONCRETE ENCASEMENT AND CONCRETE CRADLE	03419-1 THRU 2
 <u>DIVISION 05 - METALS</u>	
SECTION 05800 - BORING & JACKING AND COVER PIPE	05800-1 THRU 4
SECTION 05801 - HORIZONTAL DIRECTIONAL DRILLING	05801-1 THRU 6

*Continued on next page ...*



SME: 17023

DIVISION 15 – MECHANICAL

SECTION 15020 - GATE VALVES	15020-1 THRU 3
SECTION 15070 - BLOW-OFF VALVE ASSEMBLY	15070-1 THRU 2
SECTION 15080 - STANDARD SERVICES	15080-1 THRU 3
SECTION 15121 - TRACING WIRE	15121-1 THRU 1
SECTION 15122 - UTILITY LINE MARKERS	15122-1 THRU 1

SME: 17023

## SECTION 01010

### GENERAL REQUIREMENTS

#### PART 1 - GENERAL

##### 1.1 DESCRIPTION

- A. Division 1 - General Requirements shall apply to all Divisions of the Specifications. Any conflict shall be called to the attention of the Engineer for clarification and ruling.
- B. These specifications and drawings accompanying them describe the work to be done and the materials to be furnished for installation of all specified work.
- C. By submission of his bid, the Contractor acknowledges that he has acquainted himself with all conditions which may affect the work as would be evident from a thorough investigation of the job site, and these specifications covering the work, for the purpose of coordinating his work and cost, and agrees that the Owner will not be held liable for any additional costs incurred by the Contractor for causes or conditions which could or should have been determined by such an investigation.

##### 1.2 MANAGER'S NAME AND PHONE NUMBER

Larry J. Turner  
Hyden-Leslie County Water District  
356 Wendover Road  
Hyden, Kentucky 41749  
Phone: (606) 672-2791  
Fax: (606) 672-7510

##### 1.3 DRAWINGS AND SPECIFICATIONS

- A. The Drawings and Specifications are intended to be fully explanatory, however, should anything be shown, indicated or specified on one and not the other, it shall be done the same as if shown, indicated or specified in both.
- B. It shall be the responsibility of all Contractors and subcontractors to carefully examine all Drawings, Specifications and Contract Documents pertaining to all phases of the construction in order that Contractor and Subcontractors may foresee all requirements for coordination of their work. Submission of a bid shall be construed as evidence that such an examination has been made. Claims based on unforeseen requirements will not be considered.

SME: 17023

- C. Should any error or inconsistency appear in Drawings or Specifications, the Contractor, before proceeding with the work, must make mention of the same to the Engineer for proper adjustment, and in no case proceed with the work in uncertainty or with insufficient drawings.
- D. Contractors shall follow sizes in specifications or figures on drawings, in preference to scale measurements and follow detail drawings in preference to general drawings.
- E. Where it is obvious that a drawing illustrates only a part of a given work or of a number of items, the remainder shall be deemed repetitious and so constructed.

#### 1.4 SCOPE OF WORK

- A. General
  - 1. The work to be performed consists of furnishing all materials, labor, equipment and the execution of all operations necessary for the completion of this **Waterline Relocation – US 421 (Stinnett Creek)**.
  - 2.. All the miscellaneous items of work shown by the drawings and/or described in the specifications.

#### 1.5 CONTRACTS

- A. Notice and Service Thereof:

Any notice to the Contractor from the Owner relative to any part of this Contract, shall be in writing and considered delivered and the service thereof completed, when such notice is posted, by mail, to the Contractor at his last given address, or delivered in person to the Contractor or his authorized representative on the work site.

#### 1.6 DIVISION OF SPECIFICATIONS

- A. Division of specifications into sections is done for convenience of reference and is not intended to control Contractors in dividing work among subcontractors or to limit scope of work performed by any trade under any given section.

#### 1.7 CONFLICTS

- A. If and when doubt exists in the mind of the Bidder as to the true meaning of any part of the Bidding Documents, the Bidder shall request interpretation thereof in accordance with the Instructions to Bidders. Alleged "answers by telephone" will not be adjudged as legitimate interpretations of conflicting information. Official interpretations shall be by Addendum only, within the time frame indicated in the Instructions to

SME: 17023

Bidders and/or the individual sections of the Specifications. In the absence of an official Addendum, the following shall prevail:

1. If a conflict occurs in or between bidding documents regarding methods of performing the work or the material required, and the Bidder does not obtain a written decision (official Addendum) with respect thereto prior to submitting his proposal, he shall be deemed to have bid upon the more expensive way of doing the work and the better quality of material. If the Owner and/or Engineer later elects to use the less expensive method, less expensive quality or less quantity of material the Owner shall receive a suitable credit.
2. Refer to the General Conditions and Special Conditions for Contract requirements.
3. The intent of the contract documents is to include all items necessary for the proper execution and completion of the work. Anything called for in the specifications and not shown on the drawings or shown on the drawings and not called for in the specifications, shall be included in the Contractor's work the same as if included in both. In case of a doubt arising as to the true intent and meaning of the drawings and specifications, the Contractor shall report it at once to the Engineer. The Engineer shall furnish, with reasonable promptness, additional instructions, by means of drawings or otherwise, necessary for the proper execution of the work. All such drawings and instructions shall be consistent with the contract documents, true developments thereof and reasonably inferable therefrom. The work shall be executed in conformity therewith and the Contractor shall do no work without proper drawings and instructions. In case of conflicts between the various contract documents, the order of precedence will be as follows: (1) Written Contract (2) Written Proposal, (3) Advertisements for Bids, (4) Instructions to Bidders, (5) Special Conditions, (6) General Conditions, (7) Written Technical Specifications, (8) Standard Details, (9) Large Scale Details on Drawings, and (10) General Arrangement Details on Drawings.
4. The Contractor shall make a thorough examination of the site and study all drawings and specifications and all conditions relating to the erection of the work. Materials or labor evidently necessary for the proper and complete execution of the work, which are not specifically mentioned although reasonably inferred therefrom, shall be included in the work.

#### 1.8 BENEFICIAL USAGE (SUBSTANTIAL COMPLETION)

- A. The date of beneficial usage of the project, or a designated portion thereof, is the date where construction is sufficiently completed on the project for the use for which it is intended.

SME: 17023

- B. Corrective work and the replacement of defective equipment or materials and the adjustment of control apparatus shall not delay the determination of beneficial usage.
- C. When the majority of the work is complete and ready for operation, but cannot be certified as substantially complete because of incomplete items impossible to complete due to weather conditions, payments will be authorized for the amount of work completed, withholding reasonable amounts to cover the incomplete work. Such payment shall be made under the terms and conditions governing final payment, except that it shall not constitute a waiver of claims, and shall not cancel the contract.
- D. When the Owner begins to use the facilities or any portion thereof, before contract completion, the operation, maintenance, utilities and insurance become the responsibility of the Owner.

#### 1.9 LIQUIDATED DAMAGES

Should the Contractor fail to complete the work under his Contract and make the Project available for Beneficial Usage on or before the date stipulated for Beneficial Usage (or such later date as may result from extensions in the Contract Time granted by the Owner), the Contractor agrees that the Owner is entitled to, and shall pay the Owner, as liquidated damages, the sum of **Five** Hundred Dollars (\$500.00) for each consecutive calendar day until Beneficial Usage is reached as described herein.

#### 1.10 SUBSTITUTION - MATERIALS AND EQUIPMENT

- A. Substitution of major equipment and materials previously submitted by the Contractor and reviewed by the Engineer will be considered only for the following reasons:
  - 1. Unavailability of the material or equipment due to conditions beyond the control of the supplier.
  - 2. Inability of the supplier to meet contract schedule.
  - 3. Technical noncompliance to specifications.
- B. Substitution of other equipment and materials named in the specifications will be considered, provided the proposed substitution will perform adequately the functions called for by the general design, be similar and of equal substance to that specified and be suited to the same use and capable of performing the same function of that specified. The burden for proving equality is that of the Contractor.
- C. Inclusion of a certain make or type of materials or equipment in the Contractor's estimate shall not obligate the Owner to accept such material or equipment if it does not meet the requirements of the plans and specifications.

SME: 17023

D. Also, see Section 01600.

#### 1.11 CONTRACTOR USE OF PREMISES

A. Release of Site:

1. All access to the site shall be as defined by the Owner.
2. Contractor shall insure that no hazardous situations exist at the site during working hours or are left during non-working hours.

#### 1.12 SCHEDULING OF WORK

- A. The work shall be scheduled so the lines can be put into service by phases and at the earliest possible date.
- B. The Contractor shall coordinate all required shutdowns of existing systems with the various utilities of the **Hyden-Leslie County Water District**; so as to cause the least inconvenience to existing users thereof.
- C. All work shall be completed within time limits established in other portions of the Contract Documents.

#### 1.13 TRAFFIC MAINTENANCE

- A. All traffic must be maintained at all times on public streets and roadways. No road or street shall be closed without special written permission from the Owner.
- B. Traffic must be maintained on State maintained roads in accordance with the Standard Drawings, details and specifications. Contractor will be required to adhere to all provisions of the Kentucky Transportation Cabinet Permit for the project.

#### PART 2 - PRODUCTS

NOT USED

#### PART 3 - EXECUTION

NOT USED

END OF SECTION

SME: 17023

SECTION 01060  
REGULATORY REQUIREMENTS

PART 1 - GENERAL

1.1 CODES

All construction work shall be done in strict accordance with the latest edition of the Kentucky Building Code, National Electrical Code (NEC) and supplements, the requirements of the local electrical utility company, local codes, and as specified herein. Skilled workmen shall perform all work in a neat manner and all equipment shall be cleaned before final acceptance. A partial list of codes is as follows:

Kentucky Building Code  
City and/or County Building Inspector  
National and Local Electrical Codes  
National Fire Protection Association (NFPA)  
State Fire Marshal  
Local Fire Marshal  
Standards of Safety  
O.S.H.A.  
KY Division of Water

PART 2 - PRODUCTS

NOT USED.

PART 3 - EXECUTION

NOT USED.

END OF SECTION

SME: 17023

## SECTION 01070

### ABBREVIATIONS AND SYMBOLS

#### PART 1 - GENERAL

##### 1.1. REQUIREMENTS INCLUDED

Where any of the following abbreviations are used in the Contract Documents, they shall have the meaning set forth as follows.

##### 1.2. QUALITY ASSURANCE

- A. For the products or workmanship specified by association, trade, or Federal Standards, comply with requirements of the standard, except when more rigid requirements are specified or are required by applicable codes.
- B. The date of the standard is that in effect as of the Bid date, or date of Owner-Contractor Agreement when there are no bids, except when a specific date is specified.
- C. When required by individual Specifications section, obtain a copy of standard. Maintain a copy at job site during submittals, planning and progress of the specific work, until Substantial Completion.

##### 1.3. SCHEDULE OF REFERENCES

AASHTO	American Association of State Highway and Transportation Officials
ACI	American Concrete Institute
AFBMA	Anti-Friction Bearing Manufacturers Association.
AGA	American Gas Association
AGMA	American Gear Manufacturers Association
IEEE	Institute of Electrical and Electronic Engineers, Inc.
AISC	American Institute of Steel Construction
AMCA	Air Moving and Conditioning Association
ANS	American National Standards Institute



SME: 17023

API	American Petroleum Institute
ASCE	American Society of Civil Engineers
ASHRAE	American Society of Heating, Refrigerating and Air Conditioning Engineers
ASME	American Society of Mechanical Engineers
ASTM	American Society for Testing and Materials
AWWA	American Water Works Association
CS	Commercial Standard
IBR	Institute of Boiler and Radiator Manufacturers
IPS	Iron Pipe Size
JIC	Joint Industry Conference Standards
KDOH	Kentucky Department of Highways
NBS	National Bureau of Standards
NEC	National Electrical Code; latest edition
NEMA	National Electrical Manufacturers Association
NFPA	National Fire Protection Association
SMACNA	Sheet Metal and Air Conditioning Contractors National Association, Inc.
Fed.	Federal Specifications issued by the Federal Supply Spec. Service of the General Services Administration, Washington, D.C.
125-lb ANS	American National Standard for Cast-Iron Pipe
150-lb ANS	Flanges and Flanged Fittings, Designation B16.1-1975, for the appropriate class
AWG	American or Brown and Sharpe Wire Gage
NPT	National Pipe Thread
OS&Y	Outside screw and yoke
Stl.Wg	U. S. Steel Wire, Washburn and Moen, American Steel and Wire or

SME: 17023

	Roebing Gage
UL	Underwriters' Laboratories
USS	United States Standard Gage
WOG	Water, Oil, Gas
WSP	Working Steam Pressure

PART 2 - PRODUCTS

NOT USED.

PART 3 - EXECUTION

NOT USED.

END OF SECTION

SME: 17023

## SECTION 01090

### REFERENCE STANDARDS

#### PART 1 - GENERAL

##### 1.1. QUALITY ASSURANCE

- A. For Products or workmanship specified by association, trade, or Federal Standards, comply with requirements of the standard, except when more rigid requirements are specified or are required by applicable codes.
- B. Material shall bear Underwriters' Laboratories label where such a standard has been established and listed by Underwriters' Laboratories, Inc. All materials, equipment and appliances shall conform to requirements of standards referenced here.
- C. Conform to reference standard by date of issue current on date of Contract Documents.
- D. Should specified reference standards conflict with Contract Documents, request clarification from Engineer before proceeding.
- E. The contractual relationship of the parties to the Contract shall not be altered from the Contract Documents by mention or inference otherwise in any reference document.

##### 1.2. SCHEDULE OF REFERENCES

ACI	American Concrete Institute Box 19150 Reford Station Detroit, MI 48219
AGC	Associated General Contractors of America 1957 E Street, N.W. Washington, DC 20006
AITC	American Institute of Timber Construction 333 W. Hampden Avenue Englewood, CO 80110
ANSI	American National Standards Institute 1430 Broadway New York, NY 10018

SME: 17023

ASTM American Society for Testing and Materials  
1916 Race Street  
Philadelphia, PA 19103

CDA Copper Development Association  
57th Floor, Chrysler Building  
405 Lexington Avenue  
New York, NY 10174

CRSI Concrete Reinforcing Steel Institute  
933 Plum Grove Road  
Schaumburg, IL 60195

FCC Federal Communications Commission  
DOT, M443.2  
Utilization and Storage Section  
Washington, DC 20590

FM Factory Mutual System  
1151 Boston-Providence Turnpike  
Norwood, MA 02062

IEEE Institute of Electrical and Electronics Engineers  
345 East 47th Street  
New York, NY 10017

NEMA National Electrical Manufacturers' Association  
2101 L Street, N.W.  
Washington, DC 20037

NFPA National Fire Protection Association  
1619 Massachusetts Avenue, N.W.  
Washington, DC 20036

PCA Portland Cement Association  
5420 Old Orchard Road  
Skokie, IL 60077

REA Rural Electrification Administration  
USDA-REA-ASD  
Room 0180  
ATTN: Publications  
14th and Independence Avenue, S.W.  
Washington, DC 20250

SME: 17023

UL            Underwriters' Laboratories, Inc.  
                 333 Pfingston Road  
                 Northbrook, IL 60062

## PART 2 - REFERENCED STANDARDS

2.1 All work performed in connection with this contract shall be in accordance with the latest version of the following standards:

Occupational Safety and Health Administration (OSHA)

Applicable Telecommunications Standards

National Fire Protection Association

National Electrical Code (NEC)

National Electrical Safety Code (NESC)

Federal Communications Commission

National Telecommunications and Information Administration

Electronics Industries Association (EIA)

American National Standards Institute

Rural Electrification Administration

## PART 3 - EXECUTION

NOT USED.

END OF SECTION

SME: 17023

## SECTION 01300

### SUBMITTALS

#### PART 1 - GENERAL

##### 1.1. WORK INCLUDED

Shop drawings, descriptive literature, project data and samples (when samples are specifically requested) for all manufactured or fabricated items shall be submitted by the Contractor to the Engineer for examination and review in the form and in the manner required by the Engineer. All submittals shall be furnished as set out in paragraph 1.5 hereinafter and shall be checked and reviewed and stamped and signed as approved by the Contractor before submission to the Engineer. The review of the Drawings by the Engineer shall not be construed as a complete check, but will indicate only that the general method of construction and detailing is satisfactory. Review of such drawings will not relieve the Contractor of the responsibility for any errors which may exist, as the Contractor shall be responsible for the dimensions and design of adequate connections, details, and satisfactory construction of all work.

##### 1.2. RELATED REQUIREMENTS SPECIFIED ELSEWHERE

- A. General Conditions.
- B. Section 01720 - Project Record Documents (As Builts).

##### 1.3. DEFINITIONS

The term "submittals" shall mean shop drawings, manufacturer's drawings, catalog sheets, brochures, descriptive literature, diagrams, schedules, calculations, material lists, performance charts, test reports, office and field samples, and items of similar nature which are normally submitted for the Engineer's review for conformance with the design concept and compliance with the Contract Documents.

##### 1.4. GENERAL CONDITIONS

Review by the Engineer of shop drawings or submittals of material and equipment shall not relieve the Contractor from the responsibilities of furnishing same of proper dimension, size, quality, quantity, materials, and all performance characteristics to efficiently perform the requirements and intent of the Contract Documents. Review shall not relieve the Contractor from the responsibility for errors of any kind on the shop drawings. Review is intended only to assure conformance with the design concept of the Project and compliance with the information given in the Contract Documents.

SME: 17023

Review of shop drawings shall not be construed as releasing the Contractor from the responsibility of complying with the Specifications.

#### 1.5. GENERAL REQUIREMENTS FOR SUBMITTALS

##### A. Shop Drawings

1. Shop drawings shall be prepared by a qualified detailer. Details shall be identified by reference to sheet and detail numbers shown on Contract Drawings. Where applicable, show fabrication, layout, setting, and erection details.
2. Shop drawings are defined as original drawings prepared by the Contractor, subcontractors, suppliers, or distributors performing work under this Contract. Shop drawings illustrate some portion of the work and show fabrication, layout, setting, or erection details of equipment, materials, and components. The Contractor shall, except as otherwise noted, have prepared the number of reviewed copies required for contractor distribution plus three (3), which will be retained by the Engineer. Shop drawings shall be folded to an approximate size of 8-1/2" x 11" and in such manner that the title block will be located in the lower right-hand corner of the exposed surface.

B. Project data shall include manufacturer's standard schematic drawings modified to delete information which is not applicable to the Project, and shall be supplemented to provide additional information applicable to the Project. Each copy of descriptive literature shall be clearly marked to identify pertinent information as it applies to the Project.

C. Where samples are required, they shall be adequate to illustrate materials, equipment, or workmanship, and to establish standards by which completed work is judged. Provide sufficient size and quantity to clearly illustrate functional characteristics of product and material, with integrally related parts and attachment devices, along with a full range of color samples.

D. All submittals shall be referenced to the applicable item, section, and division of the Specifications, and to the applicable Drawing(s) or Drawing schedule(s). All submittals shall bear the Engineer's project code as noted in the upper right corner of this sheet.

SME: 17023

- E. . The Contractor shall review and check submittals. Including those of any subcontractor(s) and shall indicate his review and approval by placing and executing the following on all shop drawings:

This shop drawing has been reviewed by [*Name of Contractor*] and approved with respect to the mean, methods, techniques, sequences, and procedures of construction, and safety precautions and programs incidental thereto. [*Name of Contractor*] also warrants that this shop drawing complies with contract documents and comprises no variation thereto.

By

Date \_\_\_\_\_

- F. If the submittals deviate from the Contract Drawings and/or Specifications, the Contractor shall advise the Engineer, in letter of transmittal of the deviation and the reasons therefore. All changes shall be clearly marked on the submittal with a bold red mark. Any additional costs for modifications shall be borne by the Contractor.
- G. In the event the Engineer does not specifically reject the use of material or equipment at variance to that which is shown on the Drawings or specified, the Contractor shall, at no additional expense to the Owner, and using methods reviewed by the Engineer, make any changes to structures, piping, controls, electrical work, mechanical work etc., that may be necessary to accommodate this equipment or material. Should equipment other than that on which design drawings are based be accepted by the Engineers, shop drawings shall be submitted detailing all modification work and equipment changes made necessary by the substituted items.
- H. Additional information on particular items, such as special drawings, schedules, calculations, performance curves, and material details, shall be provided when specifically requested in the technical Specifications.
- I. Submittals for all electrically operated items (including instrumentation and controls) shall include complete wiring diagrams showing leads, runs, number of wires, wire size, color coding, all terminations and connections, and coordination with related equipment.
- J. Equipment shop drawings shall indicate all factory or shop paint coatings applied by suppliers, manufacturers, and fabricators; the Contractor shall be responsible for ensuring the compatibility of such coatings with the field-applied paint products and systems.
- K. Fastener specifications of manufacturer shall be indicated on equipment shop drawings.
- L. Where manufacturers' brand names are given in the Specifications for building and construction materials and products, such as grout, bonding compounds, curing



SME: 17023

compounds, masonry cleaners, waterproofing solutions, and similar products, the Contractor shall submit names and descriptive literature of such materials and products he proposes to use in this Contract.

M. No material shall be fabricated or shipped unless the applicable drawings or submittals have been reviewed by the Engineer and returned to the Contractor.

N. All bulletins, brochures, instructions, parts lists, and warranties packaged with and accompanying materials and products delivered to and installed in the Project shall be saved and transmitted to the Owner through the Engineer.

#### 1.6. CONTRACTOR RESPONSIBILITIES

- A. Verify field measurements, field construction criteria, catalog numbers, and similar data.
- B. Coordinate each submittal with requirements of Work and of Contract Documents.
- C. Notify Engineer, in writing at time of submission, of deviation in submittals from requirement of Contract Documents.
- D. Begin no work, and have no material or products fabricated or shipped which require submittals until return of submittals with Engineer's stamp and initials or signature indicating review.

#### PART 2 - PRODUCTS

NOT USED.

#### PART 3 - EXECUTION

NOT USED.

END OF SECTION

SME: 17023

## SECTION 01420

### INSPECTION SERVICES

#### PART 1 - TEST AND INSPECTION

##### 1.1. GENERAL

- A. The Engineer shall be notified forty-eight (48) hours in advance when equipment is to be subjected to tests before any work is concealed and before trenches are backfilled. Failing to comply with the above-mentioned notice, this Contractor shall uncover the work for the Engineer's observation, and repair any damages to other Contractor's work. This Contractor shall provide these services without charge.
- B. Periodic inspection shall be scheduled by the Contractor for rough as well as finished work. The rough-in inspections shall be divided into as many inspections as may become necessary to cover all roughing-in.
- C. Before requesting a final inspection, this Contractor shall inspect the installation to assure that the job is complete in every detail and that all requirements of the Contract Documents have been fulfilled.
- D. A punch list inspection shall be scheduled by this Contractor with the Engineer or his representative present. The punch list inspection shall be made with junction box covers removed.
- E. The Contractor shall be responsible and shall pay all costs for the preparation, job curing (if required) and transportation of materials and equipment to the laboratory or inspection agency retained by the Owner except where these documents say specifically the Owner will pay these costs.
- F. The Contractor will be responsible for the procurement, administration and payment of all specified inspection and testing procedures. Only qualified licensed/ certified firms for the designated services will be approved. The Contractor shall submit the names of the firms for approval by the Owner prior to administering of the inspection or testing services.

##### 1.2. ELECTRICAL INSPECTION

- A. Electrical inspections will be performed throughout the course of construction by a certified electrical inspector from the State Fire Marshal's Office.

SME: 17023

- B. All cost of the electrical inspections shall be borne by the Contractor.
- C. Acceptance by the electrical inspector, however, does not relieve the Contractor from the responsibility of the requirements set forth in these Plans and Specifications. All work under this Contract is subject to the observation of the Engineer. When it is the opinion of the Engineer that the Contractor has failed to properly coordinate his work or provide materials and installation, or to meet the intent of these specifications, the codes and standards, then the Contractor shall remove the work and replace the work to meet the intent of the Specifications, Codes, and Standards without reimbursement.

### 1.3 CERTIFICATES

The Contractor shall furnish the Owner with Certificates of Inspections and Approval where required.

### PART 2 - PRODUCTS

NOT USED.

### PART 3 - EXECUTION

NOT USED.

END OF SECTION

SME: 17023

## SECTION 01440

### CONTRACTOR QUALITY CONTROL

#### PART 1 - GENERAL

##### 1.1. WORK INCLUDED

- A. The General Contractor shall set forth for immediate execution a detailed and well-organized quality control plan and implementation program.

##### 1.2. CODES, STANDARDS AND INDUSTRY SPECIFICATIONS

- A. Material or operations specified by reference to published specifications of a manufacturer, testing agency, society, association or other published standards shall comply with requirements in latest revisions thereof and amendments or supplements thereto in effect on date of (Advertisement for Bids).
- B. Discrepancies between referenced codes, standards, specifications and Contract Documents shall be governed by the latter unless written interpretation is obtained from Engineer.
- C. Material or work specified by reference to conform to a standard, code, law or regulation shall be governed by Contract Documents when they exceed requirements of such references; referenced standards shall govern when they exceed Contract Documents.
- D. Proof of Compliance

Whenever Contract Documents require that a project be in accordance with Federal Specification, ASTM designation, ANSI specification, or other association standard, at Engineer request, Contractor shall present an affidavit from manufacturer certifying that product complies therewith. Where requested or specified, submit supporting test data to substantiate.

##### E. PAYMENT

Separate payment will not be made for providing and maintaining an effective Quality Control program, and all costs associated therewith shall be included in the applicable unit prices and/or lump-sum prices contained in the Bidding Schedule.

Separate payment will not be made for providing and maintaining an effective Quality Control program, and all costs associated therewith shall be included in the applicable unit prices and/or lump-sum prices contained in the Bidding Schedule.

SME: 17023

## PART 2 – PRODUCTS

NOT USED

## PART 3 – EXECUTION

### 3.1. GENERAL

The General Contractor is responsible for quality control and shall establish and maintain an effective quality control system in compliance with the Contract. The quality control system shall consist of plans, procedures, and organization necessary to produce an end product which complies with the contract requirements. The system shall cover all construction operations, both on-site and off-site, and shall be keyed to the proposed construction sequence.

### 3.2. QUALITY CONTROL PLAN

#### A. General

The General Contractor shall furnish for review by the Engineer and Owner not later than 30 days after receipt of notice to proceed, a Contractor Quality Control (CQC) Plan proposed to implement the requirements of the Contract. The plan shall identify personnel, procedures, control, instructions, test, records, and forms to be used. The Engineer will consider an interim plan for the first 30 days of operation.

#### B. Acceptance of Plan

Acceptance of the Contractor's plan is required prior to the start of construction. Acceptance is conditional and will be predicated on satisfactory performance during the construction. The Engineer/Owner reserves the right to require the Contractor to make changes in his CQC plan and operations including removal of personnel, as necessary, to obtain the quality specified.

### 3.3. SUBMITTALS

Submittals shall be as specified in Section 01300 SUBMITTAL. The CQC organization shall be responsible for certifying that all submittals are in compliance with the contract requirements.

### 3.4. CONTROL

Contractor Quality Control is the means by which the Contractor ensures that the

SME: 17023

construction, to include that of subcontractors and suppliers, complies with the requirements of the contract. The controls shall be adequate to cover all construction operations, including both on-site and off-site fabrication, and will be keyed to the proposed construction sequence.

### 3.5. TESTS

#### A. Testing Procedure

The Contractor shall perform tests specified or required to verify that control measures are adequate to provide a product which conforms to contract requirements. Testing includes operation and/or acceptance tests when specified. A list of tests to be performed shall be furnished as a part of the CQC plan. The list shall give the test name, frequency, specification paragraph containing the test requirements, the personnel and laboratory responsible for each type of test, and an estimate of the number of tests required. The Contractor shall perform the following activities and record and provide the following data:

1. Verify that testing procedures comply with contract requirements.
2. Verify that facilities and testing equipment are available and comply with testing standards.
3. Check test instrument calibration data against certified standards.
4. Verify that recording forms and test identification control number system, including all of the test documentation requirements, have been prepared.
5. Results of all tests taken, both passing and failing tests, will be recorded on the Quality Control report for the date taken. Specification paragraph reference, location where tests were taken, and the sequential control number identifying the test will be given. Actual test reports may be submitted later, if approved by the Engineer, with a reference to the test number and date taken. An information copy of tests performed by an off-site or commercial test facility will be provided directly to the Engineer. Failure to submit timely test reports, as stated, may result in nonpayment for related work performed and disapproval of the test facility for this contract.

#### B. Furnishing or Transportation of Samples for Testing

Costs incidental to the transportation of samples or materials will be borne by the Contractor.

### 3.6. COMPLETION INSPECTION

At the completion of all work or any increment thereof established by a completion time, the Contractor shall conduct an inspection of the work and

SME: 17023

develop a "punch list" of items which do not conform to the approved plans and specifications. Such a list of deficiencies shall be included in the CQC documentation, and shall include the estimated date by which the deficiencies will be corrected. The Contractor shall make a second inspection to ascertain that all deficiencies have been corrected and so notify the Engineer. These inspections and any deficiency corrections required by this paragraph will be accomplished within the time stated for completion of the entire work or any particular increment thereof if the project is divided into increments by separate completion dates.

### 3.7. DOCUMENTATION

- A. The Contractor shall maintain current records of quality control operations, activities, and tests performed, including the work of subcontractors and suppliers. These records shall be on an acceptable form and shall include factual evidence that required quality control activities and/or tests have been performed, including but not limited to the following:
1. Contractor/subcontractor and their area of responsibility.
  2. Operating plant/equipment with hours worked, idle, or down for repair.
  3. Work performed today, giving location, description, and by whom.
  4. Test and/or control activities performed with results and references to specifications/plan requirements.
  5. Material received with statement as to its acceptability and storage.
  6. Identify submittals reviewed, with contract reference, by whom, and action taken.
  7. Off-site surveillance activities, including actions taken.
  8. Job safety evaluations stating what was checked, results, and instructions or corrective actions.
  9. List instructions given/received and conflicts in plans and/or specifications.
  10. Contractor's verification statement.
  11. These records shall indicate a description of trades working on the project; the number of personnel working; weather conditions encountered; and any delays encountered. These records shall cover both conforming and deficient features and shall include a statement that equipment and materials incorporated in the work and workmanship comply with the contract. The original and one copy of these records in report form shall be furnished to the Engineer weekly within 20 hours after the date(s) covered by the report, except that reports need not be submitted for days on which no work is performed. All calendar days shall be accounted for throughout the life of the contract. The first report following a day of no work shall be for that day only. Reports shall be signed and dated by the Contractor. The report from the Contractor shall include copies of test reports and copies of reports prepared by all subordinate quality control personnel.

SME: 17023

### 3.8. SAMPLE FORMS

Sample forms for Daily Construction Quality Control Report and Deficiency shall be provided by the General Contractor and submitted to Engineer for acceptance.

### 3.9. LINES AND GRADES

- A. Be responsible for properly laying out work, and for lines and measurements for the work executed under Contract Documents. Verify figures indicated on Drawings before laying out work, and report errors or inaccuracies in writing to the Engineer before commencing work.
- B. All trades shall be responsible for layout of their work, based on reference lines and measurements established by the General Contractor.
- C. Establish and maintain permanent hubs and other control points throughout construction.

END OF SECTION



SME: 17023

## SECTION 01580

### PROJECT IDENTIFICATION AND SIGNS

#### PART 1 - GENERAL

##### 1.1. WORK INCLUDED

- A. The Contractor shall provide sign required by these specifications near the site of the work. The sign shall set forth the description of the work and the names of the Owner, Engineer and Contractor as shown hereinafter in these Specifications.
- B. The Contractor for **Waterline Relocation – US 421 (Stinnett Creek)** shall furnish and install one (1) project signs as described in previous paragraph and as detailed hereafter.

#### PART 2 - PRODUCTS

##### 2.1. SIGNS

- A. The signs shall be constructed of 3/4" thick APA A-B Exterior grade or marine plywood. Posts shall be 4" x 4" of fencing type material. Prime all wood with white primer.

#### PART 3 - EXECUTION

##### 3.1. MAINTENANCE

- A. The signs shall be maintained in good condition until completion of the Project. The signs shall be removed at completion of project.

##### 3.2. LOCATION OF SIGN.

The signs called for in these Specifications shall be placed at the location selected by the Engineer.

SME: 17023

## SECTION 01600

### MATERIAL AND EQUIPMENT

#### PART 1 - GENERAL

##### 1.1. ORDERING MATERIALS

- A. Immediately following award of Contract for this work, Contractor shall determine source of supply for all materials and length of time required for their delivery, including materials of subcontractors, and order shall be placed for such materials promptly.
- B. If, for any reason, any item specified will not be available when needed and the Contractor can show that he has made a reasonable persistent effort to obtain item in question, the Engineer is to be notified in writing within five (5) days after Contract is signed, and he will either determine source of supply or arrange with the Owner for appropriate substitute within terms of Contract. Otherwise, Contractor will not be excused for delays in securing material specified and will be held accountable if completion of building is thereby delayed.

##### 1.2. STORAGE AND PROTECTION

- A. Each Contractor providing materials and equipment shall be responsible for the proper and adequate storage and protection of his materials and equipment, and for the removal or same upon completion of his work. Storage of materials at the site shall be confined to areas designated by the Owner.

#### PART 2 - PRODUCTS

NOT USED.

#### PART 3 - EXECUTION

NOT USED.

END OF SECTION

SME: 17023

## SECTION 01600

### SPECIAL PROVISIONS FOR MATERIALS AND EQUIPMENT

#### 1.01 SERVICES OF MANUFACTURERS' REPRESENTATIVE AND OPERATING MANUALS

- A. Bid prices for equipment furnished under Divisions 11, 13, 15 and 16, shall include the cost of written operation and maintenance instructions and the cost of a competent representative of the manufacturers of all equipment to supervise the installation, adjustment, and testing of the equipment and to instruct the OWNER'S operating personnel and the ENGINEER'S representative on operation and maintenance. This supervision and instruction may be divided into two or more time periods as required by the installation program, and shall be scheduled at the convenience of the OWNER.
- B. Unless otherwise specified with the equipment, equipment manufacturers shall provide a minimum of 2 separate repeated training sessions for the OWNER'S staff. Each session shall be at least 2 hours in length, but not more than 4 hours. Manufacturer's agenda and schedule for the training shall be submitted to and approved by the OWNER prior to conducting the training. No training will be scheduled until the equipment has been installed, satisfactorily tested, and is ready for operation.
- C. The manufacturer's representative shall have complete knowledge of the proper installation, lubrication, operation and maintenance of the equipment provided and shall be capable of instructing the representatives of the OWNER and ENGINEER on proper start-up, shut-down, on-line operations, lubrication and preventive maintenance of the equipment. Outlines of lesson plans and proposed training schedule shall be submitted to the ENGINEER for review 30 days prior to the desired instructional period. Specific requirements for furnishing the services of manufacturer's representatives are indicated under detailed Specifications. This work may be conducted in conjunction with Inspection and Testing, whenever possible, as provided under Part 3 of EXECUTION of detailed specification. Should difficulties in operation of the equipment arise due to the manufacturer's design or fabrication, additional services shall be provided at no cost to the OWNER.
- D. A certificate from the manufacturer stating that the installation of the equipment is satisfactory, that the unit has been satisfactorily tested, is ready for operation, and that the operating personnel have been suitably instructed in the operation, lubrication, and care of the unit shall be submitted to the ENGINEER.
- E. For equipment furnished under other Divisions, the CONTRACTOR, unless otherwise specified, shall furnish the services of accredited representatives of the manufacturer only when some evident malfunction or over-heating makes such services necessary.
- F. Four complete sets of operation and maintenance instructions covering all equipment furnished under Divisions 11, 13, 15 and 16, shall be delivered directly to the ENGINEER.

SME: 12005

1. The manual for each piece of equipment shall be a separate document with the following specific requirements:
  - a. Contents:
    - Table of contents and index
    - Brief description of each system and components
    - Starting and stopping procedures
    - Special operating instructions
    - Routine maintenance procedures
    - Manufacturer's printed operating and maintenance instructions, parts list, illustrations, and diagrams. These shall be specific to the material supplied under the Contract, and not a manufacturer general brochure.
    - One copy of each wiring diagram
    - One final accepted copy of each shop drawing and each CONTRACTOR'S coordination and layout drawing
    - List of spare parts, manufacturer's price, and recommended quantity
    - Manufacturer's name, address, and telephone number
    - Name, address, and telephone number of manufacturer's local representative
  - b. Material:
    - Loose leaf on punched paper. Holes reinforced with plastic, cloth or metal. 8-1/2" x 11" paper size.
    - Diagrams and illustrations, attached foldouts as required of original quality, reproducible by dry copy method
    - Covers: oil, moisture, and wear resistant 9" x 12" size
  - c. Submittals to the ENGINEER:
    - (1) Three preliminary copies of manuals, no later than 15 days following final review of the shop drawings for each piece of equipment and 4 final copies of complete manuals prior to Field Tests.

## 1.02 INSTALLATION OF EQUIPMENT

- A. Special care shall be taken to ensure proper alignment of all equipment with particular reference to the pumps, blowers and electric drives. The units shall be

SME: 12005

carefully aligned on their foundations by qualified millwrights after their sole plates have been shimmed to true alignment at the anchor bolts. The anchor bolts shall be set in place and the nuts tightened against the shims. After the foundation alignments have been reviewed by the ENGINEER, the bedplates or wing feet of the equipment shall be securely bolted in place. The alignment of equipment shall be further checked after securing to the foundations, and after conformation of all alignments, the sole plates shall be finally grouted in place. The CONTRACTOR shall be responsible for the exact alignment of equipment with associated piping, and under no circumstances, will "pipe springing" be allowed.

- B. All wedges, shims, filling pieces, keys, packing, red or white lead grout, or other materials necessary to properly align, level, and secure apparatus in place shall be furnished by the CONTRACTOR. All parts intended to be plumb or level must be proven exactly so. Any grinding necessary to bring parts to proper bearing after erection shall be done at the expense of the CONTRACTOR.

#### 1.03 GREASE, OIL AND FUEL

- A. All grease, oil, and fuel required for testing of equipment shall be furnished with the respective equipment. The OWNER shall be furnished with a one year's supply of required lubricants including grease and oil of the type recommended by the manufacturer with each item of equipment supplied under Divisions 11, 13, 15 and 16.
- B. All lubricants and fuels shall be properly labeled, using an indelible marker and writing on the lubricant container or drum, specifying the type and brand name of the lubricant supplied. A Master Lubrication list must be submitted to the ENGINEER for approval clearly stating which lubricants are to be used in the various pieces of plant equipment and the quantity supplied for one years' use by each unit.

#### 1.04 TOOLS AND SPARE PARTS

- A. Any special tools (including grease guns or other lubricating devices) which may be necessary for the adjustment, operation, and maintenance of any equipment shall be furnished with the respective equipment.
- B. All spare parts shall be properly protected for long periods of storage (contained in plastic bags or cardboard containers) and labeled for easy identification without opening.

#### 1.05 MAINTENANCE AND LUBRICATION SCHEDULES

- A. The CONTRACTOR'S attention is directed to the General Conditions and Section 01300 for all requirements relative to the submission of shop drawings for the mechanical equipment. For all mechanical and electrical equipment furnished, the CONTRACTOR shall provide a list including the equipment name, and address and telephone number of the manufacturer's representative and service company so that service and/or spare parts can be readily obtained. In

SME: 12005

addition, a maintenance and lubrication schedule for each piece of equipment shall be submitted along with shop drawings. Submission shall be in 4 copies.

#### 1.06 STORAGE AND HANDLING OF EQUIPMENT

- A. Special attention shall be given to the storage and handling of equipment. As a minimum, the procedure outlined below shall be followed:
1. Equipment shall not be shipped until all pertinent shop drawings are reviewed by the ENGINEER.
  2. All equipment having moving parts such as gears, electric motors, etc., and/or instruments shall be properly stored until such time as the equipment is to be installed.
  3. All equipment shall be stored fully lubricated with oil, grease, etc. unless otherwise instructed by the manufacturer.
  4. Manufacturer's storage instructions shall be carefully studied by the CONTRACTOR and reviewed with the ENGINEER. These instructions shall be followed and a written record of this kept by the CONTRACTOR.
  5. Moving parts shall be rotated a minimum of once weekly to ensure proper lubrication and to avoid metal-to-metal "welding." Upon installation of the equipment, the CONTRACTOR shall start the equipment, at least half load, once weekly for an adequate period of time to ensure that the equipment does not deteriorate from lack of use.
  6. Lubricants shall be changed upon completion of installation and as frequently as required thereafter during the period between installation and acceptance. New lubricants shall be put into the equipment at the time of acceptance.
  7. Prior to acceptance of the equipment, the CONTRACTOR shall have the manufacturer inspect the equipment and certify in writing that its condition has not been detrimentally affected by the long storage period. Such certifications by the manufacturer shall be deemed to mean that the equipment is judged by the manufacturer to be in a condition equal to that of equipment that has been shipped, installed, tested and accepted in a minimum time period. As such, the manufacturer will guarantee the equipment equally in both instances. If such a written certification is not given, the equipment shall be judged to be defective. It shall be removed and replaced at the CONTRACTOR'S expense.
- B. The OWNER reserves the right to withhold payment for any materials improperly stored and maintained.

SME: 12005

#### 1.07 PARTIAL UTILIZATION

- A. During the course of construction partial occupation and utilization of completed portions of the work may be required.
- B. When deemed necessary, the OWNER or the CONTRACTOR may request use of completed work.

#### 1.08 EQUIPMENT WARRANTY

- A. The CONTRACTOR shall provide the OWNER a minimum 1 year warranty on all equipment, or a warranty of the length as is specified in the specific equipment section of the Specifications, in accordance with the General Conditions. The warranty period for each item of equipment shall be a minimum of 1 year, or as specified otherwise, from the date of the OWNER'S acceptance of the equipment item.

#### 1.09 ADJUSTMENTS AND CORRECTIONS OF EQUIPMENT AND APPURTENANCES DURING OPERATION

- A. Some items of functional nature included in this Contract cannot be tested as to performance and quality at the time of completion of their installation. They must wait for necessary testing and proper performance until such functions are possible during later portions of this Contract. Such testing, specified performance and proper instructions to the OWNER's operators (as to their maintenance and operation) is deemed a portion of this Contract, and payment shall be retained by the OWNER for equipment delivered to the site and for Work completed to cover such service. Such service replacements and performance shall take precedence over expiration of the one year guarantee period.
- B. The CONTRACTOR shall expedite the completion of such service by all Suppliers and Subcontractors and shall render competent supervision of such service. The CONTRACTOR shall also expedite the replacement of defective and unaccepted parts and equipment. Unnecessary delay in delivery and installation of corrective parts and equipment may constitute damage to the OWNER for which the CONTRACTOR can be held liable.

#### 1.10 INSTALLING NEW EQUIPMENT IN EXISTING STRUCTURES

- A. Where new equipment is planned and/or specified as being installed in existing structures, the CONTRACTOR shall verify all dimensions and locations of existing facilities prior to ordering the new equipment. Existing anchor bolts shall be used when possible, and new equipment shall be fabricated to conform to the existing dimensions, shapes, and locations as required.

END OF SECTION

SME: 17023

## SECTION 01610

### TRANSPORTATION AND HANDLING

#### PART 1 - GENERAL

##### 1.1. WORK INCLUDED

###### A. Handling and Distribution:

1. The Contractor shall handle, haul, and distribute all materials and all surplus materials on the different portions of the work, as necessary or required; shall provide suitable and adequate storage room for materials and equipment during the progress of the work, and be responsible for the protection, loss of, or damage to materials and equipment furnished by him, until the final completion and acceptance of the work.
2. Storage and demurrage charges by transportation companies and vendors shall be borne by the Contractor.

###### B. Storage of Materials and Equipment

1. All excavated materials and equipment to be incorporated in the work shall be placed so as not to injure any part of the work or existing facilities and so that free access can be had at all times to all parts of the work and to all public utility installations in the vicinity of the work.
2. Materials and equipment shall be kept neatly piled and compactly stored in such locations as will cause a minimum of inconvenience to public travel and adjoining owners, tenants, and occupants.

#### PART 2 - PRODUCTS

NOT USED.

#### PART 3 - EXECUTION

NOT USED.

END OF SECTION



SME: 17023

SECTION 01700  
PROJECT CLOSEOUT

PART 1 - GENERAL

1.1. RELATED REQUIREMENTS SPECIFIED ELSEWHERE

- A. Liquidated Damages: BID PROPOSAL, AGREEMENT AND GENERAL CONDITIONS
- B. Cleaning: Section 01710
- C. Project Record Documents: Section 01720

1.2. SUBSTANTIAL COMPLETION

- A. Contractor:
  - 1. Submit written certification to Engineer that Project is substantially complete.
  - 2. Submit list of items to be completed or corrected.
- B. Engineer will make an inspection within seven days after receipt of certification, together with Owner's and Contractor's Representatives.
- C. Should Engineer consider the project substantially complete:
  - 1. Contractor shall prepare and submit to Engineer a list of items to be completed or corrected, as determined by the inspection.
  - 2. Engineer will prepare and issue a Certificate of Substantial Completion containing:
    - a. Date of Substantial Completion.
    - b. Contractor's list of items to be completed or corrected, verified and/or amended by Engineer.
    - c. The time within which Contractor shall complete or correct work of listed items.
    - d. Time and date Owner will assume possession of project or designated portion thereof.
    - e. Responsibilities of Owner and Contractor for:
      - i. Insurance
      - ii. Utilities
      - iii. Operation of mechanical, electrical, and other systems
      - iv. Maintenance and cleaning
      - v. Security

SME: 17023

- f. Signatures of:
      - i. Contractor
      - ii. Engineer
      - iii. Owner
  3. Owner occupancy of Project or Designated Portion of Project:
    - a. Contractor shall:
      - i. Obtain certificate of occupancy.
      - ii. Perform final cleaning in accordance with Section 01710.
    - b. Owner will occupy Project under provisions stated in Certificate of Substantial Completion.
  4. Contractor: Complete work listed for completion or correction, within designated time.
- D. Should Engineer consider that work is not substantially complete:
  1. He shall immediately notify Contractor, in writing, stating reasons.
  2. Contractor: Complete work, and send second written notice to Engineer, certifying that Project, or designated portion of Project is substantially complete.
  3. Engineer and Owner will re-inspect work.

### 1.3. FINAL INSPECTION

- A. Contractor shall submit written certification that:
  1. Contract Documents have been reviewed.
  2. Project has been inspected for compliance with Contract Documents.
  3. Work has been completed in accordance with Contract Documents.
  4. Equipment and systems have been tested in presence of Engineer and Owner's Representative and are operational.
  5. Project is completed and ready for final inspection.
- B. Engineer will make final inspection within seven (7) days after receipt of certification.
- C. Should Engineer consider that work is finally complete in accordance with requirements of Contract Documents, he shall request Contractor to make Project Closeout submittals.
- D. Should Engineer consider that work is not finally complete:
  1. He shall notify Contractor, in writing, stating reasons.
  2. Contractor shall take immediate steps to remedy the stated deficiencies, and send second written notice to Engineer certifying that work is complete.
  3. Engineer and Owner will re-inspect work.

SME: 17023

1.4. FINAL CLEANING UP

The Work will not be considered as completed and final payment made until all final clean up has been done by the Contractor in a manner satisfactory to the Engineer and Owner. See Section 01710 for detailed requirements.

1.5. CLOSEOUT SUBMITTALS

Project Record Documents: See requirements of Section 01720.

1.6. FINAL APPLICATION FOR PAYMENT

Contractor shall submit final applications for payment in accordance with requirements of GENERAL CONDITIONS (Section 19).

1.7. FINAL CERTIFICATE FOR PAYMENT

- A. Engineer will issue final certificate in accordance with provisions of GENERAL CONDITIONS.
- B. Should final completion be materially delayed through no fault of Contractor, Engineer may issue a Semi-Final Certificate for Payment.

PART 2 - PRODUCTS

NOT USED.

PART 3 - EXECUTION

NOT USED.

END OF SECTION

SME: 17023

## SECTION 01710

### CLEANING

#### PART 1 - GENERAL

##### 1.1. WORK INCLUDED

- A. During its progress, the work and the adjacent areas affected thereby shall be kept cleaned up and all rubbish, surplus materials, and unneeded construction equipment shall be removed and all damage repaired so that the public and property owners will be inconvenienced as little as possible.
- B. Where material or debris has washed or flowed into or been placed in existing watercourses, ditches, gutters, drains, pipes, structures, work done under this contract, or elsewhere during the course of the Contractor's operations, such material or debris shall be entirely removed and satisfactorily disposed of during the progress of the project. The ditches, channels, drains, pipes, structures, and any other work shall, upon completion of the work, be left in a clean and neat condition.
- C. On or before the completion of the project, the Contractor shall, unless otherwise specifically directed or permitted in writing, tear down and remove all temporary buildings and structures built by him; shall remove all temporary works, tools, and machinery or other construction equipment furnished by him; shall remove, acceptably disinfect, and cover all organic matter and material containing organic in, under, and around privies, hoses and other buildings used by him; shall remove all rubbish from any grounds which he has occupied; and shall leave the roads and all parts of the premises and adjacent property affected by his operations in a neat and satisfactory condition.
- D. The Contractor shall thoroughly clean all materials and equipment installed by him and his subcontractors, and on completion of the project shall deliver it undamaged and in fresh and new appearing conditions.
- E. The Contractor shall restore or replace, when and as directed, any public or private property damaged by his work, equipment, or employees, to a condition at least equal to that existing immediately prior to the beginning of operations. To this end the Contractor shall do as required all necessary highway or driveway, walk, and landscaping work. Suitable materials, equipment, and methods shall be used for such restoration. The restoration of existing property or structures shall be done as promptly as practicable as work progresses and shall not be left until the end of the contract period.

SME: 17023

## 1.2. DESCRIPTION

### A. Related Requirements Specified Elsewhere:

Project Closeout: Section 01700.

B. On a continuous basis, maintain premises free from accumulations of waste, debris, and rubbish caused by operations.

C. At completion of project, remove waste materials, rubbish, tools, equipment, machinery, and surplus materials, and clean all sight-exposed surfaces; leave Project clean and ready for occupancy.

## 1.3. SAFETY REQUIREMENTS.

### A. Hazards Control:

1. Store volatile wastes in covered metal containers, and remove from premises daily.
2. Prevent accumulation of wastes which create hazardous conditions.
3. Provide adequate ventilation during use of volatile or noxious substances.

B. Conduct cleaning and disposal operations to comply with local ordinances and anti-pollution laws.

1. Do not burn or bury rubbish and waste materials on Project site without written permission from the Owner.
2. Do not dispose of volatile wastes such as mineral spirits, oil, or fuel in open drainage ditches or storm or sanitary drains.
3. Do not dispose of wastes in streams or waterways.

## PART 2 - PRODUCTS

### 2.1. MATERIALS

A. Use only cleaning materials recommended by manufacturer of surface to be cleaned.

B. Use cleaning materials only on surfaces recommended by cleaning material manufacturer.

SME: 17023

## PART 3 - EXECUTION

### 3.1. DURING CONSTRUCTION

- A. Execute cleaning to ensure that grounds and public properties are maintained free from accumulations of waste materials and rubbish.
- B. Wet down dry materials and rubbish to lay dust and prevent blowing dust.
- C. At reasonable intervals during progress of Work, clean site and public properties, and properly dispose of waste materials, debris, and rubbish.
- D. Provide on-site containers for collection of waste materials, debris, and rubbish.
- E. Remove waste materials, debris, and rubbish from site and legally dispose of at public or private dumping areas off Owner's property.
- F. The Contractor shall thoroughly clean all materials and equipment installed.

### 3.2. FINAL CLEANING

- A. Employ experienced workmen, or professional cleaners, for final cleaning.
- B. The Contractor shall restore or replace existing property or structures as promptly and practicable as work progresses.

END OF SECTION

SME: 17023

## SECTION 01720

### PROJECT RECORD DOCUMENTS

#### PART 1 - GENERAL

##### 1.1. WORK INCLUDED

The contractor shall obtain from the Engineer one (1) set of blueline prints of the Contract Drawings. These prints shall be kept and maintained in good condition at the project site and qualified representative of the Contractor shall enter upon these prints, from day-to-day, the actual "as built" record of the construction progress. Entries and notations shall be made in a neat and legible manner and these prints shall be delivered to the Engineer upon completion of the construction. APPROVAL FOR FINAL PAYMENT WILL BE CONTINGENT UPON COMPLIANCE WITH THIS PROVISION.

##### 1.2. RELATED REQUIREMENTS SPECIFIED ELSEWHERE:

- A. Maintain at job site, one copy of:
  - 1. Contract Drawings
  - 2. Specifications
  - 3. Addenda
  - 4. Reviewed Shop Drawings
  - 5. Change Orders
  - 6. Other Modifications to Contract.
- B. Store documents in approved location, apart from documents used for construction.
- C. Provide files and racks for storage of documents.
- D. Maintain documents in clean, dry, legible condition.
- E. Do not use record documents for construction purposes.
- F. Make documents available at all times for inspection by Engineer and Owner.

##### 1.3. MARKING DEVICES

Provide colored pencil or felt-tip pen for all marking.

SME: 17023

#### 1.4. RECORDING

- A. Label each document "PROJECT RECORD" in 2-inch high printed letters.
- B. Keep record documents current.
- C. Do not permanently conceal any work until required information has been recorded.
- D. Contract Drawings: Legibly mark to record actual construction:
  - 1. Horizontal and vertical location of underground utilities and appurtenances referenced to permanent surface improvements.
  - 2. Location of internal utilities and appurtenances concealed in construction referenced to visible and accessible features of structure.
  - 3. Field changes of dimension and detail.
  - 4. Changes made by Change Order or Field Order.
  - 5. Details not on original Contract Drawings.
- E. Specifications and Addenda: Legibly mark up each Section to record:
  - 1. Manufacturer, trade name, catalog number, and supplier or each product and item of equipment actually installed.
  - 2. Changes made by Change Order or Field Order.
  - 3. Other matters not originally specified.
- F. Shop Drawings: Maintain as record documents; legibly annotate Shop Drawings to record changes made after review.

#### 1.5. SUBMITTAL

- A. At completion of project, deliver record documents to Engineer.
- B. Accompany submittal with transmittal letter, in duplicate, containing:
  - 1. Date Project Title and Number Contractor's Name and Address
  - 2. Title and Number of each Record Document
  - 3. Certification that each Document as Submitted is Complete and Accurate
  - 4. Signature of Contractor or his authorized Representative.

#### PART 2 - PRODUCTS

NOT USED

#### PART 3 - EXECUTION

NOT USED.



SME: 17023

END OF SECTION

SME: 17023

## SECTION 01740

### BASIS FOR PAYMENT

#### **WATERLINE RELOCATION – US 421 (STINNETT CREEK)**

##### PART 1 - GENERAL

All payment for work done under the provisions of this contract shall be in accordance with the basis for payment for the specific items listed herein and in the bid proposal. The item numbers in this section correspond with the item numbers in the bid proposal.

##### Items 1 - 3 - Waterlines - Inclusive

Payment for this item shall be based on the unit price bid per linear foot, measured in place, as shown on plans, regardless of depth. This item shall include all work and materials necessary to excavate trenches (including pavement removal and rock excavation) to required depth, install bedding as per detail and install the pipe, marking tape and ductile iron mechanical joint fittings, blocking, backfilling, trenching, seeding, testing, disinfection and cleanup, all in accordance with the Technical Specifications and details.

The cost of all associated items not specifically listed for separate payment in the proposal shall be included as an incidental expense.

Pipe lengths shall be measured in place. Where pipelines diverge, measurement shall be from the center of the pipe main to the end of the diverging line. No deduction in pipe length shall be made for fittings.

Rock excavation is not a separate pay item.

##### Items 4 - Gate Valves - Inclusive

Payment for this item shall be made at the unit price bid each for the size of gate valve installed and shall include all work and materials necessary for complete installation, including gate valve, bedding, valve box, cover, collar, backfill, clean up and seeding in accordance with the Technical Specifications and details.

The cost of all associated items not specifically listed for separate payment in the proposal shall be included as an incidental expense.

##### Item 5 - Leak Detection Assembly with Meter Assembly

Payment for this item shall be made at the unit price bid each and shall include all work and materials necessary for the complete installation, including excavation, bedding, meter box, lid, taps, meter setting equipment, backfill, clean-up and seeding in accordance with the Technical Specification and detail. **This installation does not include meter or the gate valve.** See detail.

The cost of all items not specifically listed for separate payment in the proposal shall be included as an incidental expense.

SME: 17023

Item 6 – Blowoff Valve Assembly

Payment for this item shall be made at the unit price bid, each installed and shall include all work and materials necessary for the complete installation including excavation, bedding, fittings, valves, box, cover, tapped connection, backfill, clean up and seeding all in accordance with the Technical Specification and details.

The cost of all associated items not specifically listed for separate payment in the proposal shall be included as an incidental expense.

Items 7 – 8 Inclusive - Asphalt Pavement and Gravel Replacement

Payment of these items shall be based on the unit price bid per square yard of various items furnished as listed in the proposal and in accordance with the Technical Specifications and details. Payment is to be based on the measured quantity of the various items placed within limits shown in details as necessary to furnish and place same, including preparation of trenches.

The cost of all associated items not specifically listed for separate payment shall be included as an incidental expense.

Items 9 – 11 Inclusive – Tie new W.L. to existing W.L. **with Wet Tap**

Payment for these items shall be made at the unit price bid each and shall include all work and materials necessary for the complete installation, including excavation, bedding, **tapping** sleeve with valve, backfill, cleanup and seeding in accordance with the Technical Specifications and details.

The cost of all items not specifically listed for separate payment in the proposal shall be included as an incidental expense.

Item 12 – Reconnect Existing Meter to New W.L.

Payment for this item shall be made at the unit price bid each and shall include all work and materials necessary for the complete reconnection, including excavation, bedding, tapping main line with corp stop, cleanup and seeding in accordance with the Technical Specifications and details. Service line is a separate pay item.

The cost of all items not specifically listed for separate payment in the proposal shall be included as an incidental expense.

Item 13 - Bore and Jack

Payment for these items shall be made at the unit price bid per linear foot for the size of water line encased (as set out in specifications), length to be measured in place including all boring, casing, sealing of casing, carrier pipe, clean up and seeding in accordance with the Technical Specifications and details. Please note that the payment for this item includes the installation of a carrier pipe on the inside and the closure of the end of the casing with boot or concrete.

The cost of all associated items not specifically listed for separate payment shall be included as an incidental expense.

Rock boring is not a separate pay item.

SME: 17023

#### Item 14 – Open Cut Steel Casing

Payment for these items shall be made at the unit price bid per linear foot for the size of water line encased (as set out in specifications), length to be measured in place including all open cut excavation, casing, sealing of casing, carrier pipe, clean up and seeding in accordance with the Technical Specifications and details. Please note that the payment for this item includes the installation of a carrier pipe on the inside and the closure of the end of the casing with boot or concrete.

The cost of all associated items not specifically listed for separate payment shall be included as an incidental expense.

Rock boring is not a separate pay item.

#### Item 15 – Fiberglass Markers

Payment for this item shall be made at the unit price bid and shall include all work and material necessary for furnishing and installation of the fiberglass markers as shown on the plans and in the details or determined in the field during construction and in accordance with the Technical Specifications.

The cost of all associated items not specifically listed for separate payment in the proposal shall be included as in incidental expense.

#### Item 16 - Horizontal Directional Drilling

Payment for this item shall be based on the unit price bid per linear foot, measured in place, as shown on plans, regardless of depth. This item shall include all work and materials necessary to excavate bore pit (including pavement removal and rock excavation) to required depth, install the pipe by HDD method, backfilling pit, seeding, testing, disinfection and cleanup, all in accordance with the Technical Specifications and details.

The cost of all associated items not specifically listed for separate payment in the proposal shall be included as an incidental expense.

Pipe lengths shall be measured in place. Where pipelines diverge, measurement shall be from the center of the pipe main to the end of the diverging line. No deduction in pipe length shall be made for fittings.

Rock drilling is not a separate pay item.

SME: 17023

## PART 1 - GENERAL

All payment for work done under the provisions of this contract shall be in accordance with the basis for payment for the specific items listed herein and in the bid proposal. The item numbers in this section correspond with the item numbers in the bid proposal.

### Items 1 - 2 - Waterlines - Inclusive

Payment for this item shall be based on the unit price bid per linear foot, measured in place, as shown on plans, regardless of depth. This item shall include all work and materials necessary to excavate trenches (including pavement removal and rock excavation) to required depth, install bedding as per detail and install the pipe, marking tape and ductile iron mechanical joint fittings, blocking, backfilling, trenching, seeding, testing, disinfection and cleanup, all in accordance with the Technical Specifications and details.

The cost of all associated items not specifically listed for separate payment in the proposal shall be included as an incidental expense.

Pipe lengths shall be measured in place. Where pipelines diverge, measurement shall be from the center of the pipe main to the end of the diverging line. No deduction in pipe length shall be made for fittings.

Rock excavation is not a separate pay item.

### Item 3 - Gate Valves - Inclusive

Payment for this item shall be made at the unit price bid each for the size of gate valve installed and shall include all work and materials necessary for complete installation, including gate valve, bedding, valve box, cover, collar, backfill, clean up and seeding in accordance with the Technical Specifications and details.

The cost of all associated items not specifically listed for separate payment in the proposal shall be included as an incidental expense.

### Item 4 – Blowoff Valve Assembly

Payment for this item shall be made at the unit price bid, each installed and shall include all work and materials necessary for the complete installation including excavation, bedding, fittings, valves, box, cover, tapped connection, backfill, clean up and seeding all in accordance with the Technical Specification and details.

The cost of all associated items not specifically listed for separate payment in the proposal shall be included as an incidental expense.

SME: 17023

Item 5 Inclusive – Tie new W.L. to existing W.L. with Wet Tap

Payment for these items shall be made at the unit price bid each and shall include all work and materials necessary for the complete installation, including excavation, bedding, **tapping** sleeve with valve, backfill, cleanup and seeding in accordance with the Technical Specifications and details.

The cost of all items not specifically listed for separate payment in the proposal shall be included as an incidental expense.

Item 6 – Reconnect Existing Meter to New W.L.

Payment for this item shall be made at the unit price bid each and shall include all work and materials necessary for the complete reconnection, including excavation, bedding, tapping main line with corp stop, cleanup and seeding in accordance with the Technical Specifications and details. Service line is a separate pay item.

The cost of all items not specifically listed for separate payment in the proposal shall be included as an incidental expense.

Item 7 – Open Cut Steel Casing

Payment for these items shall be made at the unit price bid per linear foot for the size of water line encased (as set out in specifications), length to be measured in place including all open cut excavation, casing, sealing of casing, carrier pipe, clean up and seeding in accordance with the Technical Specifications and details. Please note that the payment for this item includes the installation of a carrier pipe on the inside and the closure of the end of the casing with boot or concrete.

The cost of all associated items not specifically listed for separate payment shall be included as an incidental expense.

Rock boring is not a separate pay item.

Item 8 – Fiberglass Markers

Payment for this item shall be made at the unit price bid and shall include all work and material necessary for furnishing and installation of the fiberglass markers as shown on the plans and in the details or determined in the field during construction and in accordance with the Technical Specifications.

The cost of all associated items not specifically listed for separate payment in the proposal shall be included as in incidental expense.

END OF SECTION

SME: 17023

## SECTION 02110

### CLEARING AND GRUBBING

#### PART 1 GENERAL

##### 1.01 SUMMARY (Not Applicable)

##### 1.02 DEFINITIONS

###### A. Clearing

Clearing shall consist of the felling, trimming, and cutting of trees into sections and the satisfactory disposal of the trees and other vegetation designated for removal, including down timber, snags, brush, and rubbish occurring in the areas to be cleared.

###### B. Grubbing

Grubbing shall consist of the removal and disposal of stumps, roots larger than 3 inches in diameter, and matted roots from the designated grubbing areas.

##### 1.03 PAYMENT

A. Cost associated with Clearing and Grubbing shall be incidental to facilities being placed.

#### PART 2 PRODUCTS (Not Applicable)

#### PART 3 EXECUTION

##### 3.01 CLEARING

Trees, stumps, roots, brush, and other vegetation in areas to be cleared shall be cut off flush with or below the original ground surface, except such trees and vegetation as may be indicated or directed to be left standing. Trees designated to be left standing within the cleared areas shall be trimmed of dead branches 1-1/2 inches or more in diameter and shall be trimmed of all branches the heights indicated or directed. Limbs and branches to be trimmed shall be neatly cut close to the bole of the tree or main branches. Cuts more than 1-1/2 inches in diameter shall be painted with an approved tree-wound paint. Trees and vegetation to be left standing shall be protected from damage incident to clearing, grubbing, and construction operations by the erection of barriers or by such other means as the circumstances require. Clearing shall also include the removal and disposal of structures that obtrude, encroach upon, or otherwise obstruct the work.

SME: 17023

### 3.02 GRUBBING

Material to be grubbed, together with logs and other organic or metallic debris not suitable for foundation purposes, shall be removed to a depth of not less than 18 inches below the original surface level of the ground in areas indicated to be grubbed and in areas indicated as construction areas under this contract, such as areas for buildings, and areas to be paved. Depressions made by grubbing shall be filled with suitable material and compacted to make the surface conform with the original adjacent surface of the ground.

### 3.03 TREE REMOVAL

Where indicated or directed, trees and stumps that are designated as trees shall be removed from areas outside those areas designated for clearing and grubbing. This work shall include the felling of such trees and the removal of their stumps and roots as specified in paragraph GRUBBING. Trees shall be disposed of in an approved manner. All trees must be inspected by the engineer prior to cutting or removal for endangered species of cave bats that may be nesting in the tree bark.

### 3.04 DISPOSAL OF MATERIALS

- A. Logs, stumps, roots, brush, rotten wood, and other refuse from the clearing and grubbing operations shall be disposed of by the Contractor in an approved manner. The Contractor shall be responsible for compliance with all Federal and State laws and regulations and with reasonable practice relative to the disposal of the material. Disposal of refuse and debris and any accidental loss or damage attendant thereto shall be the Contractor's responsibility.

END OF SECTION



SME: 17023

## SECTION 02202

### ROCK REMOVAL

#### PART 1 - GENERAL

##### 1.01 WORK INCLUDED

- A. All excavation on this project is unclassified. Rock removal is not a pay item.
- B. Removal of discovered rock during excavation.
- C. Use of explosives for rock removal.

##### 1.02 RELATED WORK

- A. Section 02221 - Excavation.

##### 1.03 REFERENCES

- A. NFPA 495 - Code for the Manufacture, Transportation, Storage, and Use of Explosive Materials.
- B. Commonwealth of Kentucky Department of Mines and Minerals, Laws, and Regulations Governing Explosives and Blasting.

##### 1.04 QUALITY ASSURANCE

- A. Seismic Survey Firm: Company specializing seismic surveys with five years documented experience.
- B. Explosives Firm: Company specializing in explosives for disintegration of subsurface rock with five years documented experience.
- C. Contractor shall conform to all State, Federal, and Local laws, ordinances and regulations in regard to transportation, use, and handling of explosives.
- D. Contractor shall employ the above mentioned experts if necessary during blasting, to protect workers, property and public.

##### 1.06 SHOP DRAWINGS

- A. Submit means and methods under provisions of Section 01300.
- B. Indicate proposed method of blasting, delay pattern, explosive types, type of

SME: 17023

blasting mat or cover, and intended rock recovery method.

## PART 2 - PRODUCTS

### 2.01 MATERIALS

- A. Rock Definition: Solid mineral material or man made material that cannot be removed with a power shovel or as defined by KDOH specifications.
- B. Explosives: Type recommended by explosives firm and required by authorities having jurisdiction.
- C. Delay Devices: Type recommended by explosives firm and conforming to State regulations.
- D. Blasting Materials: Type recommended by explosives firm and conforming to State regulations.

## PART 3 - EXECUTION

### 3.01 INSPECTION

- A. Verify site conditions and note irregularities affecting work of this Section.
- B. Beginning work of this Section means acceptance of existing condition.

### 3.02 ROCK REMOVAL

- A. Excavate for and remove rock by a mechanical method.
- B. Cut away rock at excavation bottom to form even surface.
- C. In utility trenches, excavate to 6 inches below invert elevation of pipe and 24 inches wider than pipe diameter.
- D. Correct unauthorized rock removal in accordance with backfilling and compaction requirements of this contract.

### 3.03 ROCK REMOVAL - EXPLOSIVES METHODS

- A. If rock is uncovered requiring the explosives method for rock disintegration, notify the Engineer.
- B. Advise owners of adjacent buildings or structures in writing prior to setting up seismographs. Describe blasting and seismic operations.

SME: 17023

- C. Peak particle velocity will be limited to 4.0 in./sec.
- D. Provide seismographic monitoring during progress of all blasting operations, or as required by State regulations.
- E. Disintegrate rock and remove from excavation.

#### 3.04 FIELD QUALITY CONTROL

Engineer or his representative shall approve the depth of final rock cut.

#### 3.05 HAUL

No payment will be made separately or directly for haul on any part of the work for removed rock. All haul will be considered a necessary and incidental part of the work, and the cost thereof shall be considered by the Contractor in the contract price for items of the work involved.

END OF SECTION

SME: 17023

## SECTION 02221

### EXCAVATION, TRENCHING, AND BACKFILLING FOR UTILITIES SYSTEMS

#### PART 1 GENERAL

##### 1.01 WORK INCLUDED, EXCAVATION, TRENCHING AND BACKFILLING FOR THE FOLLOWING SYSTEMS

A. Water Systems.

##### 1.02 RELATED WORK

A. Section 02202 - Rock Removal

B. Section 02270 - Erosion Control

C. Section 02480 - Seeding

##### 1.03 Applicable Publications

The publications listed below form a part of this specification to the extent referenced. The publications are referred to in the text by basic designation only.

A. AMERICAN ASSOCIATION OF STATE HIGHWAY AND  
TRANSPORTATION OFFICIALS (AASHTO)

AASHTO T 180 (1986) Moisture-Density Relations of Soils Using a 10-lb.  
Rammer an 18-in Drop

B. AMERICAN SOCIETY OF TESTING AND MATERIALS (ASTM)

ASTM D 2487 (1985) Classification of Soils for Engineering Purposes

##### 1.04 DEFINITIONS

Degree of Compaction

Degree of compaction shall be expressed as a percentage of the maximum density obtained by the test procedure presented in -AASHTO T 180-, Method D.

SME: 17023

## PART 2 PRODUCTS

### 2.01 MATERIALS

#### A. Satisfactory Materials

Satisfactory materials shall consist of any material classified by -ASTM D 2487- as GW, GP, and SW.

#### B. Unsatisfactory Materials

Unsatisfactory materials shall be materials that do not comply with the requirements for satisfactory materials. Unsatisfactory materials include but are not limited to those materials containing roots and other organic matter, trash, debris, frozen materials and stones larger than 3 inches, and materials classified in -ASTM D 2487-, as PT, OH, and OL. Unsatisfactory materials also include man-made fills, refuse, or backfills from previous construction.

#### C. Cohesionless and Cohesive Materials

Cohesionless materials shall include materials classified in -ASTM D 2487- as GW, GP, SW, and SP. Cohesive materials include materials classified as GC, SC, ML, CL, MH, and CH. Materials classified as GM and SM will be identified as cohesionless only when the fines are non-plastic.

#### D. Rock - See Section 02202

#### E. Unyielding Material

Unyielding material shall consist of rock and gravelly soils with stones greater than 3 inches in any dimension or as defined by the pipe manufacturer, whichever is smaller.

#### F. Unstable Material

Unstable material shall consist of materials too wet to properly support the utility pipe, conduit, or appurtenant structure.

#### G. Select Granular Material

Select granular material shall consist of well-graded sand, gravel, crushed gravel, crushed stone or crushed slag composed of hard, tough and durable particles, and shall contain not more than 10 percent by weight of material passing a No. 200 mesh sieve and no less than 95 percent by weight passing the 1-inch sieve. The maximum allowable aggregate size

SME: 17023

shall be 1 inch, or the maximum size recommended by the pipe manufacturer, whichever is smaller.

#### H. Initial Backfill Material

Initial backfill shall consist of select granular material or satisfactory materials free from rocks 3 inches or larger in any dimension or free from rocks of such size as recommended by the pipe manufacturer, whichever is smaller. When the pipe is coated or wrapped for corrosion protection, the initial backfill material shall be free of stones larger than 2 inches in any dimension or as recommended by the pipe manufacturer, whichever is smaller.

### PART 3 EXECUTION

#### 3.01 EXCAVATION

Excavation shall be performed to the lines and grades indicated. Rock excavation shall include removal and disposition of material. Earth excavation shall include removal and disposal of material not classified as rock excavation. During excavation, material satisfactory for backfilling shall be stockpiled in an orderly manner at a distance from the banks of the trench equal to 1/2 the depth of the excavation, but in no instance closer than 2 feet. Excavated material not required or not satisfactory for backfill shall be removed from the site. Grading shall be done as may be necessary to prevent surface water from flowing into the excavation, and any water accumulating therein shall be removed to maintain the stability of the bottom and sides of the excavation.

#### 3.02 Trench Excavation

The trench shall be excavated as specified for applicable utility. Trench walls below the top of the pipe shall be sloped, or made vertical, and of such width as recommended in the manufacturer's installation manual. Where no manufacturer's installation manual is available, trench walls shall be made vertical. Trench walls more than 4 feet high shall be shored, cut back to a stable slope, or provided with equivalent means of protection for employees who may be exposed to moving ground or cave in. Vertical trench walls more than 4 feet high shall be shored. Trench walls which are cut back shall be excavated to at least the angle of repose of the soil. Special attention shall be given to slopes which may be adversely affected by weather or moisture content. The trench width below the top of pipe or cable shall not exceed 24 inches plus pipe outside diameter (O.D.) for pipes of less than 24 inches inside diameter and shall not exceed 36 inches plus pipe outside diameter for sizes larger than 24 inches inside diameter. Where recommended trench widths are exceeded, redesign, stronger pipe, or special installation procedures shall be

SME: 17023

utilized by the Contractor. The cost of redesign, stronger pipe, or special installation procedures shall be borne by the Contractor without any additional cost to the Owner.

### 3.03 Bottom Preparation

The bottoms of trenches shall be accurately graded to provide uniform bearing and support for the bottom quadrant of each section of the pipe. Bell holes shall be excavated to the necessary size at each joint or coupling to eliminate point bearing. Stones of 3 inches or greater in any dimension, or as recommended by the pipe manufacturer, whichever is smaller, shall be removed to avoid point bearing.

### 3.04 Removal of Unyielding Material

Where over-depth is not indicated and unyielding material is encountered in the bottom of the trench, such material shall be removed 4 inches below the required grade and replaced with suitable materials as provided in paragraph "BACKFILLING AND COMPACTION."

### 3.05 Removal of Unstable Material

Where unstable material is encountered in the bottom of the trench, such material shall be removed to the depth directed and replaced to the proper grade with select granular material as provided in paragraph "BACKFILLING AND COMPACTION." When removal of unstable material is required due to the fault or neglect of the Contractor in his performance of the work, the resulting material shall be excavated and replaced by the Contractor without additional cost to the Government.

### 3.06 Jacking, Boring, and Tunneling

Unless otherwise indicated, excavation shall be by open cut except that sections of a trench may be jacked, bored, or tunneled if, in the opinion of the Engineer, the pipe, cable, or duct can be safely and properly installed and backfill can be properly compacted in such sections.

### 3.07 Stockpiles

Stockpiles of satisfactory and wasted materials shall be placed and graded. Stockpiles shall be kept in a neat and well drained condition, giving due consideration to drainage at all times. The ground surface at stockpile locations shall be cleared, grubbed, and sealed by rubber-tired equipment, excavated satisfactory and unsatisfactory materials shall be separately stockpiled. Stockpiles of satisfactory materials shall be protected from contamination which may destroy the quality and fitness of the stockpiled

SME: 17023

material. If the Contractor fails to protect the stockpiles, and any material becomes unsatisfactory, such material shall be removed and replaced with satisfactory material from approved sources at no additional cost to the Government.

3.08 Placement of facilities (pipe, cable, ducts) may be on solid good clean compacted earth. See details.

### 3.09 BACKFILLING AND COMPACTION

Backfill material shall consist of satisfactory material, select granular material, or initial backfill material as required. Backfill shall be placed in layers not exceeding 6 inches loose thickness for compaction by hand operated machine compactors, and 8 inches loose thickness for other than hand operated machines, unless otherwise specified. Each layer shall be compacted to at least 95 percent maximum density for cohesionless soils and 90 percent maximum density for cohesive soils, unless otherwise specified.

### 3.10 Trench Backfill

Trenches shall be backfilled to the grade shown. The trench shall be backfilled to 2 feet above the top of pipe prior to performing the required pressure tests. The joints and couplings shall be left uncovered during the pressure test.

#### A. Replacement of Unyielding Material

Unyielding material removed from the bottom of the trench shall be replaced with select granular material or initial backfill material.

#### B. Replacement of Unstable Material

Unstable material removed from the bottom of the trench or excavation shall be replaced with select granular material placed in layers not exceeding 6 inches loose thickness.

#### C. Bedding and Initial Backfill

Bedding of bank run sand or #9 gravel 4" thick shall be placed under water lines. Initial backfill material shall be placed and compacted with approved tampers to a height of at least one foot above the utility pipe or cable. The backfill shall be brought up evenly on both sides of the pipe for the full length of the pipe. Care shall be taken to ensure thorough compaction of the fill under the haunches of the pipe.



SME: 17023

D. Final Backfill

The remainder of the trench, shall be filled with satisfactory material. Backfill material shall be placed and compacted as follows:

Sidewalks, Turfed or Seeded Areas and Miscellaneous Areas: Backfill shall be deposited in layers of a maximum of 12-inch loose thickness, and compacted to 85 percent maximum density for cohesive soils and 90 percent maximum density for cohesionless soils. Compaction by water flooding or jetting will not be permitted. This requirement shall also apply to all other areas not specifically designated above.

END OF SECTION

SME: 17023

## SECTION 02270

### EROSION CONTROL, SEDIMENTATION, AND CONTAINMENT OF CONSTRUCTION MATERIALS

#### PART I - GENERAL

##### 1.01 WORK INCLUDED

- A. The Contractor shall do all work and take all measures necessary to control soil erosion resulting from construction operations, shall prevent the flow of sediment from the construction site, and shall contain construction materials (including excavation and backfill) within his protected working area so as to prevent damage to the adjacent wetlands.
- B. The Contractor shall not employ any construction method that violates a rule, regulation, guideline, or procedure established by Federal, State, or local agencies having jurisdiction over the environmental effects of construction.
- C. Pollutants such as chemicals, fuels, lubricants, bitumen, raw sewage, and other harmful waste shall not be discharged into or alongside of any body of water or into natural or man-made channels leading thereto.

#### PART 2 - PRODUCTS

##### 2.01 METHODS OF CONSTRUCTION

- A. The Contractor shall use any of the acceptable methods necessary to control soil erosion and prevent the flow of sediment to the maximum extent possible. These methods shall include, but not be limited to, the use of water diversion structures, diversion ditches, and settling basins.
- B. Construction operations shall be restricted to the areas of work indicated on the Drawings and to the area, which must be entered for the construction of temporary, or permanent facilities. The Engineer has the authority to limit the surface area of awardable earth material erodible by clearing and grubbing, excavation, borrow and fill operations, and to direct the Contractor to provide immediate permanent or temporary pollution control measures to prevent contamination of the wetlands and adjacent watercourses. Such work may involve the construction of temporary berms, dikes, dams, sediment basins, slope drains, and use of temporary mulches, mats, or other control devices or methods as necessary to control erosion.

SME: 17023

- C. Excavated soil material shall not be placed adjacent to the wetlands or watercourses in a manner that will cause it to be washed away by high water or runoff. Earth berms or diversions constructed to intercept outlets shall be stable or shall be stabilized by means acceptable to the Engineer. If for any reason construction materials are washed away during the course of construction, the Contractor shall remove those materials from the fouled areas as directed by the Engineer.
- D. For work within easements, all materials used on construction such as excavation, backfill, roadway and pipe bedding and equipment, shall be kept within the limits of the easements.
- E. The Contractor shall not pump silt-laden water from trenches or other excavations into the wetlands or adjacent watercourses. Instead, silt-laden water from his excavations shall be discharged within areas surrounded by baled hay or into sediment traps to ensure the only sediment-free water is returned to the watercourses. Damage to vegetation by excessive watering or silt accumulation in the discharge area shall be avoided.
- F. Prohibited construction procedures include, but are not limited to, the following:
  - 1. Dumping of spoil material into any streams, wetlands, surface waters, or unspecified locations.
  - 2. Indiscriminate, arbitrary, or capricious operation of equipment in wetlands or surface waters.
  - 3. Pumping of silt-laden water from trenches or excavations into surface waters or wetlands.
  - 4. Damaging vegetation adjacent to our outside of the construction area limits.
  - 5. Disposal of trees, brush, debris, paints, chemicals, asphalt products, concrete curing compounds, fuels, lubricants, insecticides, wash-water from concrete trucks or hydro-seeders, or any other pollutant in wetlands, surface waters, or unspecified locations.
  - 6. Open burning of debris from the construction work.
- G. Any temporary working roadways required shall consist of clean fill approved by the Engineer. In the event fill is used, the Contractor shall take every precaution to prevent the fill from mixing with native materials of the site. All such foreign materials shall be removed from the site following construction.

### 3.02 EROSION CHECKS

The Contractor shall furnish and install baled hay or straw erosion checks in all locations indicated on the Drawings, surrounding the base of all deposits of stored

SME: 17023

excavated material outside of the disturbed area, and where indicated by the Engineer. Checks, where indicated on the Drawings, shall be installed immediately after the site is cleared and before trench excavation is begun at the location indicated. Checks located surrounding stored material shall be located approximately 6 feet from that material. Bales shall be held in place with two 2-inch by 2-inch by 4-foot wooden stakes. Each bale shall be butted tightly against the adjoining bale to preclude short-circuiting of the erosion check.

END OF SECTION

SME: 17023

## SECTION 02480

### SEEDING, FERTILIZING AND MULCHING

#### PART 1 - GENERAL

##### 1.01 CONDITIONS

A. General provisions of CONTRACT DOCUMENTS apply to this section.

##### 1.02 DESCRIPTION OF WORK

A. Provide labor, material, equipment and services necessary for proper and complete seeding, fertilizing and mulching.

B. Seed all new and disturbed areas not otherwise indicated to be sodded.

##### 1.03 QUALITY ASSURANCE

A. The intent of these Specifications is to require the Contractor to provide, in all areas to be seeded, fertilized and mulched, a smooth uniform turf of the grasses specified free from bare spots, eroded areas, weeds or other deficiencies. Acceptance by the Engineer is conditional upon compliance with this intent after initial growing season.

B. Areas outside limits of construction, damaged by work under this Contract, shall be repaired as required to match existing conditions. This includes borrow areas for excavation.

#### PART 2 - PRODUCTS

##### 2.01 MATERIALS

A. Mulch: Mulch shall be straw or hay mulch, tacked with asphalt,; straw or hay mulch fixed in place with disk land packers or disk harrows; or fiber mulch applied simultaneously with grass seed and fertilizer by the use of hydro-seeding machinery.

1. Straw shall be stalks from oats, wheat, rye, barley, or rice that are free from noxious weeds, mold, or other objectionable material. Straw shall be in an air-dry condition suitable for placing with blower equipment.

2. Hay shall be native hay, sudan-grass hay, broomsedge hay, or other herbaceous mowing, free from noxious weeds, mold or other objectionable material. Hay shall be in an air-dry condition and suitable

SME: 17023

for placing with blower equipment.

3. Wood cellulose fiber for use with hydraulic application or grass seed and fertilizer shall consist of specially prepared wood cellulose fiber or a combination of wood cellulose and recycled newsprint fibers, processed to contain no growth or germination - inhibiting factors and dyed an appropriate color to facilitate visual metering of the application of materials. On an air-dry weight basis, the wood cellulose fiber shall contain a maximum of 12 percent moisture, plus or minus 3 percent at the time manufactured. The combination of wood cellulose and recycled newsprint fibers shall contain a maximum of 10 percent moisture plus or minus 3 percent at the time of manufacture. the pH range for either mix shall be between 4.5 and 6.5.
- B. Commercial fertilizer shall be a complete commercial fertilizer of 10-10-10 formula, uniform in composition, dry and free flowing. Fertilizer which becomes caked or otherwise damaged making it unsuitable for use will not be accepted.
  - C. Limestone shall be finely pulverized (calcium carbonate) containing equivalent of at least 45% calcium oxide, and so pulverized that the residue on #30 and #200 sieves is not more than 0.5% and 15% respectively.
  - D. Seed Mixture
    1. Lawn seed shall be guaranteed by dealer and distributed as follows:
      - 50% Fine Leaf Falcon Fescue
      - 20% Kentucky Bluegrass "Ken-Blue"
      - 30% Perennial Ryegrass

## 2.02 SOIL IMPROVEMENTS

### A. Soil Test

A soil test shall be performed for pH, chemical analysis and mechanical analysis to establish the quantities and type of soil amendments required to meet local growing conditions for the type and variety of turf specified. Cost of soil tests is not a pay item and is an incidental cost to the Contractor.

### B. Lime

Lime shall be applied at the rate recommended by the soil test. Lime shall be incorporated into the soil to a minimum depth of 4 inches or may be incorporated as part of the tillage operation.

SME: 17023

C. Fertilizer

Fertilizer shall be applied at the rate recommended by the soil test. Fertilizer shall be incorporated into the soil to a minimum depth of 4 inches or may be incorporated as part of the tillage or hydro-seeding operation.

2.03 SEEDING AND MULCHING

- A. Planting Seasons and Conditions: Planting shall not be done when the ground is frozen, snow-covered, or in an unsatisfactory condition for planting. Spring seeding season shall be between February 15 and April 15. Fall seeding shall be between August 15 and October 15.

Seeding seasons may be extended only at direction of Engineer.

B. Seeding

1. Seed shall be broadcast uniformly by approved sowing equipment at the rate of 5 pounds per 1,000 square feet over a designated area. One half of the seed shall be sown in one direction, and the remainder shall be sown at right angles to the first sowing. The seed shall be covered to an average depth of (0.2-0.4) inch by means of spike tooth harrow, cultipacker, or other approved device. Seed shall not be broadcast when winds are above 10 miles per hour.
2. Drill seeding shall be accomplished using approved equipment such as cultipacker seeders and grass seed drills. The seed shall be drilled uniformly to an average depth of (0.2-0.4) inch at a rate of 5 pounds per 1,000 square feet.
3. When hydro-seeding, the (seed and fertilizer), (seed, fertilizer, and approved mulch material) shall be mixed in the required amount of water to produce a homogeneous slurry and then uniformly applied. Wood cellulose or straw mulch shall be added after the seed and fertilizer have been thoroughly mixed. Lime, when applied hydraulically, shall be a single, separate operation.
4. Immediately after seeding, the entire area shall be firmed with a roller not exceeding 90 pounds for each foot of roller width. If seeding is performed with a cultipacker-type seeder or if seed is applied in combination with hydro-mulching, rolling will not be required.

C. Mulching (Straw and Asphalt)

1. All seeded areas indicated or directed by the Engineer shall be mulched with a straw and asphalt mat. Mulching shall follow seeding operation not later than 48 hours. The asphalt mat will not be required on areas adjacent to buildings, sidewalks or concrete curbs.

SME: 17023

2. Straw and asphalt mat shall be applied at rate of two and one-half (2½) tons of straw per acre, and 200 gallons of asphalt per acre. Asphalt shall either be emulsified RS-1 grade or cutback RC-1 grade. Method of application may be:

- (a) by spreading straw evenly over seeded area after which asphalt tie-down is sprayed over straw in a solid pattern, or;
- (b) by applying mat in one operation by a jet type mulch spreader in which straw and asphalt are sprayed in mixture evenly over area.

#### 2.04 SEED PROTECTION ON SLOPES

- A. Cover seeded slopes where grade is 3:1 or greater with jute matting. Roll matting down over slopes without stretching or pulling.
- B. Lay matting smoothly on soil surface, boring top end of each section in narrow 6-inch trench. Leave 12 inches overlap from top roll over bottom roll. Leave 4 inches overlap over adjacent section.
- C. Staple outside edges and overlaps at 36-inch intervals.
- D. Lightly dress slopes with topsoil to ensure close contact between matting and soil.
- E. In ditches, unroll matting in direction of flow. Overlap ends of strips 6 inches with upstream section on top.

#### 2.05 WATERING

Immediately following seeding, the Contractor shall water areas thoroughly, including subgrade. The prepared area is to be watered a minimum of two times per week until it has been accepted. This will not be required if sufficient rain occurs during the week.

#### 2.06 CLEAN-UP

Soil, peat or similar material which has been brought onto paved areas within or outside construction limit by hauling operations or otherwise shall be removed promptly, keeping these areas clean at all times. Upon completion of seeding, all excess soil, stones and debris which have not previously been cleaned up shall be removed from site or disposed of as directed by the Engineer. All attended areas shall be prepared for final inspection.

#### 2.07 MAINTENANCE

Maintenance shall begin immediately following last operation of seeding and shall continue until turf is formally accepted. Maintenance shall include



SME: 17023

watering, weeding, cultivating, mulching, regular mowing or seeded areas, and removal of dead materials.

## 2.08 INSPECTION FOR ACCEPTANCE

- A. Inspection of work of this section to determine completion , exclusive of possible replacement of seed, will be made by the Engineer upon written notice requesting such inspection submitted at least ten (10) days prior to anticipated date of inspection and provided that an 80% minimum coverage per square foot for all seeded areas has been established. Contractor shall guarantee, at the time of compliance with the intent of this Specification described herein. This guarantee shall apply to all permanent seeding performed in conjunction with project, regardless of type protection used or season in which seeding performed.
- B. When seeding does not meet guarantee requirements at time of inspection, the Contractor will be advised of amount and location of corrective work deemed necessary. Additional work required may include preparation of a new seedbed, refertilizing, reseeding, remulching, or any erosion control items that were originally required. Contractor shall perform all corrective work as soon as favorable working conditions occur after being advised of corrective work required. Corrective work and materials required to fulfill guarantee requirements will not be paid for, except as hereinafter provided for unavoidable damage.
- C. When unavoidable damage occurs after date project is declared complete and before inspection previously described, then payment will be made at original contract unit prices for additional seeding and protection work ordered by the Engineer. Unavoidable damage may result from slides, vehicular traffic, fires, and deluges. Failure of seed to sprout and grow will not be considered unavoidable damage.
- D. From time seeding and protection work begins until date project is declared complete, keep all seeded areas in good condition at all times. Damage to seeded areas or to mulch materials shall be promptly repaired as directed. All work and materials necessary to protect, maintain and restore seeded areas during life of contract shall be performed at no additional cost to Owner, except additional work caused by changes in project by the Engineer.
- E. When it becomes necessary to disturb previously seeded areas at direction of the Engineer, payment for a reasonable amount of additional work, as determined by the Engineer, will be made at original contract unit price. No payment will be made for additional work due to changes made for benefit of Contractor, nor will payment be made for corrective work required because Contractor has failed to properly coordinate his entire erosion control schedule thus causing previously seeded areas to be disturbed by operations that could have been performed prior to seeding.

SME: 17023

- F. After inspection, Contractor will be notified in writing by Engineer or acceptance of all work of this Section and Contractor will be notified in writing if there are deficiencies of requirements for completion of work. Replacements, maintenance or repair work remaining to be done shall be subject to re-inspection before acceptance.

## 2.09 PLANT WARRANTY AND REPLACEMENT

The Contractor shall warrant 80% coverage per square foot of established grass area for duration of one (1) growing season after final acceptance of seeding by Owner. Seed shall be alive and in satisfactory growth at end of warranty period. Owner will be responsible for all maintenance necessary to keep grass alive and healthy between time lawns are accepted and end of warranty period. Basic needs of lawn during this period are for adequate water and protection from insects and other similar pests. Should contractor find lawn is not receiving proper maintenance at any time prior to end of the warranty period, he shall advise Engineer and Owner immediately in writing so corrective measures may be initiated.

END OF SECTION

SME: 17023

## SECTION 02701

### POLYVINYL CHLORIDE PIPE (WATER MAINS)

#### PART 1 GENERAL

##### 1.01

- A. Polyvinyl chloride (PVC) pressure pipe two inches through twelve inch shall conform to the American Society for Testing and Materials (ASTM) Standard ASTM D-2241.
- B. Pressure class shall be 200 psi with a standard dimension ration (SDR) of 21 or 250 psi with SDR of 17 as called for on plans and of the size noted on the Plans.
- C. Molecular oriented PVC pressure pipe (PVCO) may be substituted as an "or equal" for **six inch Class 200 PVC pipe only**.

##### 1.02 RELATED SECTIONS

- A. Section 01300 Submittals
- B. Section 01600 Material & Equipment

#### PART 2 PRODUCTS

##### 2.01 MOLECULAR ORIENTED PIPE

- A. Molecular oriented PVC pressure pipe, PVCO, shall conform to latest revisions of ASTM F-1483. Pipe must be manufactured from rigid poly(vinyl chloride) compound having a cell classification of 1245-B in conformance with ASTM D-1784 having a hydrostatic design stress (HDS) of 2,000 psi. The finished PVCO pipe shall have a HDS of 3,550 psi minimum. The pipe shall have steel pipe (IPS) O.D.'s. PVCO pipe shall have an operating pressure of 200 psi and shall be as manufactured by Uponor-ETI or approved equal.

##### 2.02 JOINTS

- A. All joints on polyvinyl chloride (PVC) pressure pipe shall be made with elastomeric-gaskets. Provisions must be made for expansion and contraction at each joint with an elastomeric ring. The bell shall consist of an integral wall section with an elastomeric ring which meets the requirements of ASTM F-477 standard specifications for elastomeric seal for jointing plastic pipe. The wall thickness in the bell section shall conform to the requirements of ASTM D-3139.

SME: 17023

## 2.03 ANCHORING ASSEMBLIES

- A. Anchoring assemblies will be required for all fire hydrants and hydrant valves. Anchoring assemblies will be required for setting other valves and bends, as shown on the drawings and details.
- B. Special anchoring will be required at other places along the pipelines. Where the construction drawings call for special anchoring, it shall include ductile iron pipe with mechanical joint anchoring fittings, locked mechanical joints, pipe or positively restrained push-on joint type ductile iron pipe and fittings which allow for the deflection at the joint after assembly, such as "Super-Lock" manufactured by the Clow Corporation or approved equal.

## PART 3 EXECUTION

### 3.01 INSTALLATION

- A. The installation of PVC pipelines is intended to conform with AWWA Specifications C900-75 and Appendix A as if they were totally incorporated herein, except where these specifications direct otherwise.

### 3.02 FITTINGS

- A. All fittings for 3" and above PVC pipe shall be ductile iron push-on joints Class 250 tar coated outside, cement lined inside in accordance with ANSI/AWWA Specifications C110/A21.10, C111/A21.11 or ductile iron fittings in accordance with AWWA C153.
- B. All fittings for PVC pipe smaller than 3" shall be PVC push-on socket type with rubber gasket, SDR 21, 200 psi based on SDR working pressure. Fittings shall meet all requirements of ASTM Specifications D3139 and shall be suitable for a working pressure of 200 psi unless the water line is designated Class 250. If the water line is designated Class 250 then fittings must be Class 250.

### 3.03 TIE-INS TO EXISTING LINES

- A. The tie-ins to existing lines are not to be considered as wet (hot) taps. The Contractor, in conjunction with the Owner may shut the specific line down for prearranged minimum periods, to make these connections. However, the Contractor will be required to disinfect and flush the affected lines to assure proper levels of chlorine residual.

END OF SECTION

SME: 17023

## SECTION 02703

### STREAM/LAKE CROSSINGS

#### PART 1 GENERAL

##### 1.01 WORK INCLUDED

- A. The Contractor shall furnish all labor, materials and equipment required to install a Stream/Lake Crossing or Crossings as shown on the plans and as specified herein. This specification shall only apply to those crossings so designated on the drawings. All other small crossings shall require concrete encasement only.
- B. The Stream Crossing pipe may either be high density polyethylene (HDPE) or ductile iron, as specified hereinafter or as called for on drawings. It is the intent of these specifications that both types of pipe shall be considered "equal" and the Contractor is advised to bid the type of pipe that would result in the lowest total bid. Stream Crossing pipe under this Section shall not require concrete encasement.
- C. The type and selection of methods and procedures used to install the Stream/Lake Crossings shall be approved by the Engineer.
- D. Crossings under this Section or concrete encased crossings shall be constructed in accordance with standard details or as directed by the Engineer. The stream/lake crossing shall conform with the specific detail drawings and these specifications.

#### PART 2 PRODUCTS

##### 2.01 DUCTILE IRON PIPE AND FITTINGS

- A. Ductile iron pipe for Stream Crossings shall be Class 51, tar-coated outside and cement-lined inside in accordance with AWWA Specifications. The joints for the Stream Crossing pipe shall be "American" Molox ball joint, or equal as approved by the Engineer. All bolts used in making up joints shall be stainless steel. Ductile iron pipe shall be suitable for a minimum working pressure of 350 psi.
- B. Fittings other than ball joint will not be allowed in the Stream Crossing. Where steep bends are required, the Contractor shall use short lengths of pipe, and the deflection in the joints shall be utilized to make the curvature of the bend.

SME: 17023

- C. Appropriate transition fittings shall be provided to connect the stream crossing pipe to the proposed PVC water line pipe on either side of stream/lake. Transition fittings will not be allowed in the stream crossing proper. Excavation shall be made if necessary, to assure that the pipe may be laid to the curvature of the stream bed. Concrete blocking of transition joints will be required.

## 2.02 POLYETHYLENE PIPE AND FITTINGS

- A. Polyethylene pipe for the Stream Crossing shall utilize thermal butt-fusion for jointing, all suitable for a 267 psi working water pressure, with an SDR of 9. Pipe shall be N.S.F. approved, and manufactured by Plexco, Nipak, or "Driscopipe" by Phillips Petroleum or equal as approved by the Engineer. The pipe must be furnished with an inside diameter equal to or greater than the size shown on the Drawings for the proposed water main.
- B. Appropriate transition fittings shall be provided to connect the Stream Crossing pipe to the proposed PVC water line pipe on either side of the stream/lake. Fittings will not be allowed in the stream crossing proper. Excavation shall be made, if necessary, to assure that the pipe may be bent to the curvature of the stream bed. As a minimum, a polyethylene molded flange adapter and ductile iron convoluted back up ring will be required with appropriate concrete blocking.

## PART 3 EXECUTION

### 3.01 PIPE LAYING

- A. Proper equipment, instruments, tools and facilities satisfactory to the Engineer shall be provided and used by the Contractor for the safe and convenient prosecution of the work. Before any length of pipe is placed, a careful inspection shall be made of the interior of the pipe to see that no foreign material is in the pipe.
- B. If any defective pipe shall be discovered after the pipeline is laid, it shall be removed and replaced with a satisfactory pipe without additional charge to the Owner.

### 3.02 JOINTING

- A. Joints of the pipe shall be made strictly in accordance with the manufacturer's recommendations. A copy of the manufacturer's recommendations shall be furnished to the Engineer prior to the beginning of the installation of the pipe.

SME: 17023

### 3.03 DREDGING AND BACKFILLING (REGULAR STREAM CROSSING)

- A. The ditch for the pipe shall be dredged or excavated to provide a minimum of 30" cover below the stream bed in regular stream crossing. When used, payment for concrete encasement will be made separately at the unit price bid for this item. The trench shall be backfilled with trench excavated material, free from roots, wood, or other objectionable materials, and shall be approved by the Engineer. Where acceptable material from the excavation or dredging is insufficient to complete the backfill, the Contractor shall furnish additional acceptable material as required to complete the work. Such additional material shall be furnished and installed by the Contractor incidental to the various bid items and shall not be measured for separate payment.

### 3.04 PLACEMENT (STREAM CROSSING)

- A. The intent of these specifications and the accompanying drawings is to lay the pipe on the bottom of the stream as shown on the drawings.

END OF SECTION

## SECTION 02710

### VALVES

#### PART 1 - GENERAL

##### 1.1 WORK INCLUDED

- A. Work addressed in this Section includes furnishing all labor, tools, materials, equipment, supplies and services necessary for installation of all ductile iron piping, valves and appurtenances as shown on Contract Drawings and specified herein.
- B. Excluded from this Section are piping and appurtenances discussed under disinfection, plumbing, laboratory fixtures, water supply, floor drains, sanitary waste lines, vents, HVAC venting and distribution equipment, and all gas and air lines.

#### PART 2 - PRODUCTS

##### 2.1 GATE VALVES

- A. Underground.

All underground gate valves shall be of the double-disc, parallel seat-type, iron body, non-rising stem, fully bronze mounted, tar-coated outside, and suitable for working water pressures of 150 psi unless otherwise shown on the plans. Valves shall be of standard manufacture and of the highest quality both of materials and workmanship and shall conform to the latest revision of AWWA Specification C-500.

Valves shall be furnished with bell, flanged or mechanical joint end connections suitable for connection to the pipe with which they are to be used.

Underground valves shall be nut operated, unless otherwise shown on the plans. Valve supplier shall furnish two standard stem iron wrenches for turning nut operated valves. All underground valves which have nuts deeper than 30 inches below the top of valve box shall have extended stems with nuts located within 2 feet of valve box cap.

- B. Housed.

Gate valves, 3" and larger, for fabricated pipe systems shall be double-disk, parallel seat-type, iron body, flanged, fully bronze mounted with O-ring seals, tar-coated outside, and suitable for working water pressures of 150 psi unless otherwise shown on the plans. Valves shall be standard manufacture and of the highest quality both of materials and workmanship



and shall conform to the latest revision of AWWA Specifications C-500.

Unless otherwise shown on the plans, all housed valves and valves in basins shall be handwheel operated. Handwheels shall have not less than the following diameters:

Size Valves	Diameter
1"	3 1/8"
1 1/2"	4 1/4"
2"	6"
3"	8"
4"	10"
6"	12"
8"	14"
10"	16"
12"	18"
14"	20"
16"	22"
18"	24"

Valve stand handwheels and handwheels on extended stems, shall have the same minimum diameters as those shown for handwheels directly on valves. Extension stems shall have adjustable cast iron guides per each ten (10) feet of extension stem length. All extension stems shall be connected with suitable coupling castings for connection to and removal from valves and stands. Nuts and bolts on all extension stem connections shall be stainless steel.

## 2.2 SWING CHECK VALVES

Check valves shall be swing gate type. All check valves shall be iron body with straightway passage of full pipe area when swing gate is open. The valve shall be of the outside lever and weight operating type. The valve must be tight sealing and must operate without hammer or shock. The seat ring or lining must be renewable. The valve should be bronze-mounted and may contain a rubber or neoprene lining in accordance with the manufacturer's recommendations. Valves shall be as manufactured by M & H, Clow or equal.

## 2.3 AIR RELEASE VALVES

A valve designed to allow release of air from the pump discharge shall be installed when required by the plans. The valve shall be cast iron, bronze-fitted, with stainless steel float. Valve shall be of the size shown on the plans and equipped with discharge pipe.

## 2.4 BUTTERFLY VALVES

- A. The valve shall be capable of bi-directional, drop tight service to 175 PSI. The valve body shall be wafer style, cast iron, and meet ANSI class 125/150 flange standards. The seat shall be EDPM and shall ensure drop tight, bi-directional shutoff and shall be field replaceable. The disc shall be ductile iron with the disc edges polished to a 32 AARH finish to reduce frictional torque. The stem shall be one piece, phosphate treated steel. The disc-stem shall be connected by a 316 stainless steel torque plug. Valves shall have acetal upper stem bushing, RTFE lined stainless steel inboard stem bearings and buna-N stem packing.
- B. All butterfly valves unless otherwise specified shall be of the tight closing, rubber seat type with rubber seats which are bonded to the valve body. Valves shall be rated for 150 psi pressure and shall be satisfactory for throttling applications and for applications involving valve operation after long periods of inactivity. Valve discs shall rotate 90° from the full open position to the tight shut position. Valves shall meet the full structural requirements of the applicable classes of AWWA C504, latest revision.
- C. Valve bodies shall be constructed of cast iron ASTM A-48, Class 40 and shall have integrally cast mechanical joint or flanged ends (as required). Butterfly valves for buried service shall be equipped with 2-inch square operating nut and mechanical joint end connections. Buried service butterfly valves shall be installed with valve boxes. Exposed butterfly valves shall have ANSI B16.1 Class 125 flanges. Two trunnions for shaft bearings shall be integral with each valve body. Body thickness shall be strictly in accordance with AWWA C504. Valve shafts shall be constructed of ANSI Type 304 stainless steel.
- D. Butterfly valves shall have discs constructed of alloy cast iron ASTM A-436 Type 1. All disc seating edges shall be smooth and polished. Valve shafts shall be a one piece unit extending full size through the valve disc and bearings. Valve seats shall be of a synthetic compound. Seats must be simultaneously molded in, vulcanized and bonded to the body.
- E. Valves shall be fitted with sleeve type bearings. Bearings shall be corrosion resistant and self-lubricating. Flanged butterfly valves shall be manufactured by Henry Pratt Company, Aurora, Illinois, BIF, West Warwick, R.I. or equal.
- F. All surfaces of the valve shall be clean, dry and free from grease before painting. The valve interior surfaces except seating surfaces shall be evenly coated with black asphalt varnish in accordance with Federal Specification TT-V-51c and AWWA C504.
- G. Hydrostatic and leakage tests shall be conducted in strict accordance with AWWA C504, Section 13.

## 2.5 PINCH VALVES FOR BURIED SERVICE

- A. Manual Pinch Valves are to be of the full metal body mechanical pinch type with flange joint ends on both the body and the flexible sleeve. Port

- area shall be 100% of the full pipe area through the entire length of the valve, prepinched valves are unacceptable. The entire valve body and stem extension shall be Coal Tar Epoxy Coated. The body halves of the casting and top of the body casting are to be machined to provide the necessary stem and body seals. Stem and body seals which match the sleeve material are to be provided. Any specified stem extension will be housed in a secondary metal tube to protect the operating mechanism from contacting the external environment.
- B. The valve shall have face to face dimensions of standard gate valves, in accordance to ANSI B16.10 for valves to 6" size. The valve length shall be no longer than twice the valve nominal bore in sizes 8" and larger. The flanges shall be drilled to ANSI B16.1, Class 125 standard.
  - C. The pinch sleeve shall be one piece construction with integral flanges drilled to be retained by the flange bolts. The pinch tube shall be reinforced with calendered nylon. All internal valve metal parts are to be completely isolated from the process line by the flexible elastomer pinch tube.
  - D. The mechanism shall be double acting which will pinch the sleeve equally from the top and bottom. Operating mechanisms with cast parts are not acceptable. ACME threads shall be used.
  - E. The stem shall be non-rising and have a non-rising handwheel. Valve position indication shall be in the center of the stem for all valves with a stem extension of 5' or less. Mechanism lubrication fitting shall be provided. Bevel gears shall be provided on all valves over 6" size.
  - F. All valves shall be the Series 75B, as manufactured by the Red Valve Company, Inc. of Carnegie, PA 15106, or Engineer approved equal.

## 2.6 PLUG VALVES

- A. Valves shall be of the non-lubricated eccentric type with resilient faced plugs and shall be furnished with end connections as shown on the plans. Flanged valves shall be faced and drilled to the ANSI 125/150 lb. standard. Mechanical joint ends shall be to the AWWA Standard C111, latest revision. Bell ends shall be to the AWWA Standards C100, latest revision Class B. Screwed ends shall be to the NPT standard.
- B. Port areas for valves through 20" shall be minimum 80% of full pipe area and port areas of 24" and larger valves shall be minimum 70% of full pipe area.
- C. Valve bodies shall be of ASTM A126 Class B cast iron in compliance with AWWA C504, Section 2.2. Bodies in 3" and larger valves shall be furnished with a welded overlay seat of not less than 90% pure nickel in accordance with AWWA C507, Section 7.2. Valves utilizing resilient seats attached to the body shall not be acceptable. As per AWWA C504, Section 35.2 and AWWA C507, Section 7.2, sprayed or plated seats are not acceptable, nor shall screwed in seats be acceptable.

- D. Plugs shall be of ASTM A126 Class B cast iron in compliance with AWWA C504, Section 2.2. The plug shall be of one piece construction and shall be capable of withstanding the full pressure rating of the valve without use of additional structural reinforcing ribs that extend beyond the profile of the plug itself. Plugs shall be resilient faced with neoprene or hycar, suitable for use with sewage. Plugs with cast inlays shall not be acceptable.
- E. Valves shall be furnished with replaceable, sleeve type metal bearings conforming to AWWA C504, Section 3.6 and AWWA C507, Section 8. Bearings shall be of sintered, oil impregnated and permanently lubricated type 316 ASTM A743 Grade CF-8M or AISI Type 317L stainless steel in 1/2" -36" sizes. In valves larger than 36", the upper and lower plug journals shall be fitted with ASTM A-240 type 316 stainless sleeves with bearings of ASTM B30, Alloy C95400 aluminum bronze. Non-metallic bearings shall not be acceptable.
- F. Valves shaft seals shall be of the multiple V-ring type and shall be externally adjustable, repackable without removing the bonnet or actuator from the valve, and repackable under pressure. Shaft seals shall conform with AWWA C504, Section 3.7 and AWWA C507, Section 10.2. Valves utilizing O-ring seals or non-adjustable packing shall not be acceptable. All exposed nuts, bolts, springs, washers, etc., shall be stainless steel for buried valves and zinc plated for all others.
- G. Valve pressure ratings shall be 175 psi through 12" and 150 psi for 14" through 72". Each valve shall be given a hydrostatic and seat test with test results being certified.
- H. Certified copies of proof-of-design test reports shall be furnished as outlined in AWWA C504, Section 5.5.
- I. Manual valves shall have lever or gear actuators and tee wrenches, extension stems, floor stands, etc., as indicated on the plans. All valves 8" and larger shall be equipped with gear actuators. All gearing shall be enclosed in a semi-steel housing and be suitable for running in a lubricant with seals provided on all shafts to prevent entry of dirt and water into the actuator. The actuator shaft and the quadrant shall be supported on permanently lubricated bronze bearings. Actuators shall clearly indicate valve position and an adjustable stop shall be provided to set closing torque. All exposed nuts, bolts and washers shall be zinc plated.
- J. Valves and gear actuators for buried or submerged service shall have seals on all shafts and gaskets on the valve and actuator covers to prevent the entry of water. Actuator mounting brackets for buried or submerged service shall be totally enclosed and shall have gasket seals. All exposed nuts, bolts, springs and washers shall be stainless steel. All gear actuators shall conform to AWWA C504, Section 3.8.
- K. All valves and actuators shall be as manufactured by DeZurik or approved equal.

## 2.7 SHEAR GATES

Shear gates shall be iron body bronze mounted double wedge type with pull rod and handle. Rod length shall be as shown on plans. Shear gates shall be as manufactured by Clow, Waterman or equal.

## 2.8 SLUICE GATES

- A. Each gate shall be furnished and installed complete with wall thimble or anchor bolts, operating stem, gate lift operator and other appurtenances as needed to make a complete and operable installation.

Gates, stems, lifts and other appurtenances shall be the size, type, material and construction as shown on the drawings specified herein. Gates shall meet the requirements of AWWA Specifications C-501 (latest revision). All component parts shall be of the type of material shown, and interchangeable where size and material are the same without grinding, chipping or special fitting in the field. All mating and sliding parts shall be fully machined.

Gates shall be manufactured by Golden Harvest, Inc., Golden Gates TM Model GH-100 or Engineer approved equal. All metal used in construction of the gate shall be Type 316 Stainless Steel. Eight (8) sluice gates are required for installation on the divider walls between the aerated sewage lagoons and the clarifiers. Sluice gates shall be designed for a minimum of 20' seating and unseating head. Gates shall be non-self contained with offset pedestal mounted enclosed geared operators.

- B. Frame and Guide Rails. The guide rails shall be constructed of formed plate with a minimum thickness of ¼". Frame design shall be flat back to allow for mounting to a wall with stainless steel anchor bolts. Gates shall be non self contained.
- C. Slide. The disc or sliding member shall be of stainless steel plate reinforced with structural members welded to the plate. The disc shall not deflect more than 1/1000 of the span of the gate under the designed operating head. A neoprene seal shall be attached to the bottom of the slide and be held in place with a stainless steel retainer.
- D. Adjustable Wedge Bars. Adjustable wedge bars shall be provided to maintain seal compression. Wedge bars shall be stainless steel. Wedge bars shall have seat facings of ultra high molecular weight polyethylene attached with stainless steel fasteners.
- E. Wedges. Sluice gates shall have intermediate top wedges. Wedges shall be stainless steel with ultra high molecular weight polyethylene faces and be fully adjustable.
- F. Seals. Neoprene crown seal with ultra high molecular weight with polyethylene bearing bars held in place on the slide with stainless steel fasteners. Primary contact with the guide seat shall be through the ultra high molecular weight polyethylene bearing bar. The neoprene shall not

- be solely relied upon for the contact seal. Crown seals shall be field replaceable without removing gate from concrete or wall thimble. Seals in contact with the guide seat shall have a minimum face width of 1 inch. J-Bulb seals shall not be acceptable.
- G. Leakage. Leakage for all sizes shall be below that allowed by AWWA C501 standards for sluice gates, up to a maximum of 30.0 feet unseating head.
- H. Operators. Manually operated lifting mechanisms shall be of the crank operated fully enclosed geared type as indicated. The geared crank operators shall have either a single or double gear reduction depending upon the lifting capacity required. Each shall be furnished with a threaded bronze lift nut to engage the threaded portion of the stem. The lift nut shall be flanged and supported on roller bearings to take the thrust developed during opening and closing of the gate. Anti-friction thrust washers or bearing plates will not be permitted. Gears shall be provided with machine cut teeth designed for smooth operation. The bearings and lift nut shall be mounted in a housing which in turn shall be supported by a pedestal or mounted on the yoke of the gate. Lubrication fittings shall be provided in the gear housing to permit lubrication of all gears and bearings. Mechanical seals shall be provided around lift nut and pinion shaft. An arrow shall be cast on the gear housing to indicate the direction of rotation to open the gate. A maximum effort of forty (40) pounds shall be required to operate the gate after it is unseated. Operators shall be provided with a vented transparent butyrate stem cover having a transparent mylar scale calibrated in feet and inches to show gate position. Adjustable bronze stop collars shall be provided to limit both upward and downward travel. The distance between the hand wheel and the operating floor shall be thirty-six inches (36") minimum.
- I. Anti-Raking Devise. Sluice gates shall be provided with a four point anti racking devise. Brackets and pins shall be OF 316 stainless steel, rollers shall be UHMW PE. The system shall be of proven design and be fully adjustable.
- J. Stems. Stem shall be Type 316 Stainless Steel. The threaded portion of the stem shall have acme type cold rolled threads with a maximum surface roughness of sixteen (16) micro inches or less, machine cut threads shall not be permitted. The stem connection shall be a threaded and bolted (or keyed) thrust nut supported in a welded pocket. Select stem diameter, stem guide quantity and stem guide spacing based on the following criteria:
- (1) Slenderness ratio: (1/R) Not to exceed 200.
  - (2) Tensile Strength: Designed to withstand two (2) times the output thrust forces generated by the operator with eighty pounds (80 lbs.) of force applied to the handcrank.
  - (3) Compressive Strength: Suitable to withstand buckling due to the force generated by the operator at two (2) times the output thrust of

the operator with eighty pounds (80 lbs.) of force applied to the handcrank.

- K. Stem Guides. Stem guides shall be supplied to support the stem. Stem guides shall be of stainless steel with ultra high molecular weight polymer bushings having a minimum thickness of 3/4". Bushings shall be machined to a size 1/16" over stem diameter. Bushings shall be attached to support member with stainless steel bolts and be adjustable.
- L. Wall Brackets and Pedestals. Wall brackets and pedestals shall be of fabricated steel and shall be shop painted as specified in the general equipment stipulations.
- M. Portable Electric Operator. The contractor shall furnish one (1) portable, electric motor driven actuator with adjustable stainless steel or aluminum tripod suitable for operation of all crank-operated gates specified in this section.  
The actuator shall be equipped with reversing features and an overload release clutch for protection of the operated equipment. The overload release clutch shall be of the adjustable, spring-loaded, Drive-Pawl Type which releases instantly at a preset, predetermined torque. Disc friction clutches or shear pins will not be acceptable.  
The actuator shall be suitable for operation with 120 volt, 60 HZ, single phase power. A 75 foot long, three-conductor, heavy-duty, neoprene jacketed portable cord with 12 AWG copper conductors and a standard grounding plug shall be provided with the actuator.
- N. Materials. Components Material  
Guide rails, yoke, stainless steel type 316, ASTM A-240 slide and retainers, invert and stiffeners stainless steel Type 316, ASTM A-276 stems stainless steel type 316, ASTM A-276 fasteners and stainless steel type 316 bolts, invert seal, crown seal neoprene ASTM D-2000 crown seal seats and facing ultra high molecular weight poly ethylene ASTM D4020, lift nuts, stop nuts, bronze ASTM 660 stem block stainless steel type 316, ASTM A-240.
- O. Finish. Mill finish on stainless steel. One coat epoxy paint on lifts and brackets.
- P. Shop Drawings. The contractor shall submit complete shop drawings of all gates, frames, slides, and operators, as well as design load calculations for deflection at the maximum expected head, and calculations for the lifting force required to lift the gate with forty pounds (40 lbs.) effort on the crank. Head deflection calculations shall be submitted to verify compliance with the specifications.
- Q. Technical Manuals. Complete operation, maintenance, lubrication schedules and troubleshooting guides shall be submitted for review.
- R. Shop Testing. The completely assembled gate and hoist shall be

separately shop-operated to insure proper assemble and operation. The gate shall be adjusted so that a .004" thick gauge will not be admitted at any point between frame and cover seating surfaces.

## 2.9 AIR AND VACUUM VALVES

Air and vacuum valves shall have body, cover and baffle of cast iron construction. Float shall be stainless steel and seat shall be Buna-N. Valves shall be designed for 150 pound working pressure unless otherwise shown on the plans. Valves shall have threaded inlet and outlet. In addition, each valve shall be equipped with a water diffuser and a throttling device to regulate the flow of air escaping from the valve.

## 2.10 TELESCOPING VALVE

- A. The valve shall consist essentially of a floor stand incorporating a valve lifting stem, handwheel, seamless brass tube, tube guide collar with Neoprene gasket, and appurtenances required to make a complete working installation as shown on the plans.
- B. The sliding valve tube shall be seamless brass tubing with a minimum wall thickness of 1/8" to prevent corrosion and to insure proper operation at all times, and arranged to slide inside of a cast iron sludge draw-off pipe.
- C. The telescopic valve shall be manually operated by means of an 18" diameter cast iron handwheel. The handwheel shaft, designed to prevent rotation of the brass sleeve during operation, shall be manufactured of 1-1/8" diameter brass stock. The valve lifting stem shall have an ACME thread at one end for engagement with the handwheel shaft and provisions for attaching the valve tube at the other end. The valve shall be complete with tube guide collar and Neoprene gasket for sealing at the cast iron sludge draw-off pipe.
- D. All anchor bolts shall be plated steel furnished by the Equipment Manufacturer and shall be of ample size and strength for purpose intended. All anchor bolts shall be set by the General Contractor in accordance with the Manufacturer's instructions.
- E. All parts of the mechanism shall be amply proportioned for all stresses that may occur during fabrication, erection, and intermittent operation. Workmanship shall be of high grade in all respects.

## 2.11 MUD VALVES

The equipment to be furnished and installed under this section shall be iron body, bronze mounted and rising stem mud valves. The stem, stem nut, disc ring and seat ring shall be bronze. Bolts and nuts shall be rust-proofed steel. Extension stem and floor stands shall be furnished with the valves along with the operating handwheel. Extension stems shall not extend more than 7'-0" without the use of stem guides.



## 2.12 PRESSURE RELIEF VALVES (TIDE GATES)

Valves shall be circular four (4) inch diameter, have minimum head loss, cast iron frames, shutters and hinge links (body) have flanged end for connection to the special 4-inch flanged wall pipe. Valves shall be bronzed mounted with soft composition rubber seat to facilitate seating should particles become attached. Seat material shall resist deterioration in sewage. Wall pipe shall be gray iron flange and plain end pipe. Flange shall be tapped for studs to 125 lb. template. It shall contain an integral gate. Valves shall be Type F-1494 by Clow Corp., Type R-5004-B by Neenah Foundry or approved equal.

## 2.13 SERIES TF-2 TIDEFLEX CHECK VALVES

Valves shall be of the flow operated check type with a slip-on connection. Inlet port areas shall be 100% of the mating pipe port size. The port area shall contour down to a duckbill which shall allow passage of flow in one direction while preventing reverse flow. Depending on back pressure requirements, Check Valve can be manufactured to open with as little as two inch (2") head pressure. The check valve is designed to slip over the specified pipe outside diameter. The flexible duckbill sleeve shall be one piece rubber construction with fabric reinforcement. The check valves shall also have a protective Neoprene exterior wrapping for protection against sunlight attack. Check valves shall be attached to the pipe outside diameter by means of vendor furnished clamps. Manufacturer must have available flow test data from an accredited hydraulics laboratory to confirm pressure drop data. Company name, plant location, valve size and serial number shall be bonded to the check valve.

All valves shall be of the Series TF-2 as manufactured by the Red Valve Co., Inc. of Carnegie, PA 15106 or Engineer approved equal, to be placed on an eight inch (8") Ductile iron pipe in the new manhole entry invert from the Parshall Flume.

## PART 3 - EXECUTION

### 3.1 INSTALLATION

Piping valves and equipment shall be stored and installed in accordance with the installation manual furnished by the manufacturer. After installation the completely assembled valve shall be operated through one full cycle to demonstrate satisfactory operation. Such adjustments as necessary will be made until operation is approved. When required, the valve shall be subjected to leakage tests and pass the standard requirements for maximum leakage as specified in AWWA standards.

- END OF SECTION -

SME: 17023

## SECTION 02720

### PRESSURE PIPELINES INSTALLATION

#### PART 1 GENERAL

##### 1.01 WORK INCLUDED

- A. The Contractor shall complete all excavations; shall protect all existing structures, utilities, and services; shall furnish all suitable tools and appliances for the safe and convenient handling of all materials to be used on the work; shall lay the pipelines, including valves, valve boxes, fire hydrants, and all other appurtenances thereto; shall install or replace any or all service connections if specified; shall test the lines; shall disinfect water lines; shall replace all walks, driveways, grass plots, or paving; shall remove all surplus materials of every kind; and leave the entire site of the work in a presentable and satisfactory condition; all as specified herein under the various sections.
- B. The specifications for installing pressure mains are intended to conform with the latest revision of AWWA C600, "Installation of Ductile Iron Water Mains and their Appurtenances," and/or AWWA C605 "Underground Installation of Polyvinyl Chloride (PVC) Pressure Pipe and Fittings for Water". The Engineer shall require compliance with those specifications the same as if they were totally incorporated herein, except where these specifications direct otherwise.

#### PART 2 PRODUCTS - NOT USED.

#### PART 3 EXECUTION

##### 3.01 HANDLING AND STORAGE OF MATERIALS

- A. Pressure main pipe, fittings, valves, hydrants, and accessories shall be loaded and unloaded by lifting with hoists or skidding so as to avoid shock or damage. Under no circumstances shall such materials be dropped. Pipe handled on skidways shall not be skidded or rolled against pipe already on the ground.
- B. Pipe shall be so handled that the coating and lining will not be damaged. If however, any part of the coating or lining is damaged the repair shall be made by the Contractor at his expense in a manner satisfactory to the Engineer.
- C. The Contractor shall be responsible for the safe storage of material furnished by or to him, and accepted by him, and intended for the work, until it has been incorporated in the completed project. The interior of all pipes, fittings and other accessories shall be kept free from dirt and foreign matter at all times. Valves and hydrants shall be drained and stored in a manner that will protect them from

SME: 17023

damage by freezing.

### 3.02 INSPECTION AND RESPONSIBILITY FOR MATERIAL

- A. All pipeline materials shall be carefully inspected for cracks and other defects prior to installation. All material found during the progress of the work to have cracks, flaws, or other defects, shall be rejected by the Engineer. All defective materials furnished by the Contractor shall be promptly removed by him from the site of the project.
- B. The Contractor shall be responsible for all materials furnished by him and shall replace at his own expense all such material found defective in manufacture or damaged in handling after delivery by the manufacturer. This shall include the furnishing of all material and labor required for the replacement of installed material discovered defective prior to the final acceptance of the work.

### 3.03 INSTALLATION OF PRESSURE PIPELINES

- A. Pressure mains shall be laid and maintained to the required lines and grades with fittings, valves, and hydrants at the required locations; spigots centered in bells; and all valve and hydrant stems plumb.
- B. Proper implements, tools, and facilities shall be provided and used by the Contractor for the safe and convenient performance of the work. All pipe, fittings, valves, and hydrants shall be carefully lowered into the trench piece by piece by means of a derrick, ropes, or other suitable tools or equipment in such a manner as to prevent damage to pipe main materials and protective coatings and linings. Under no circumstances shall pipe main materials be dropped or dumped into the trench.
- C. All pipe and fittings shall be carefully examined for cracks and other defects while suspended above the trench immediately before installation in final position. Spigot ends shall be examined with particular care. Defective pipe or fittings shall be laid aside as previously specified.
- D. Every precaution shall be taken to prevent foreign material from entering the pipe while it is being placed in the line. If the pipe laying crew cannot put the pipe into the trench and in place without getting earth into it, the Engineer may require that before lowering the pipe into the trench, a heavy, tightly woven canvas bag of suitable size shall be placed over each end and left there until the connection is to be made to the adjacent pipe. During laying operations, no debris, tools, or other materials shall be placed in the pipe.
- E. As each length of pipe is placed in the trench, the spigot end shall be centered in the bell and the pipe forced home and brought to correct line and grade. The pipe shall be secured in place with approved backfill material tamped under it except at

SME: 17023

- the bells. Precautions shall be taken to prevent dirt from entering the joint space.
- F. At times when pipe laying is not in progress, the open ends of pipe shall be closed by a watertight plug or other means approved by the Engineer. If water is in the trench, the seal shall remain in place until the trench is pumped completely dry.
  - G. The cutting of pipe for inserting valves, fittings, or closure pieces shall be done in a neat and workmanlike manner without damage to the pipe or lining so as to leave a smooth end at right angles to the axis of the pipe.
  - H. Pipe shall be laid with bell ends facing in the direction of laying, unless directed otherwise by the Engineer. Where pipe is laid on a grade of ten (10) percent or greater, the laying shall start at the bottom and shall proceed upward with the bell ends of the pipe upgrade.

#### 3.04 PLACING PIPELINE FITTINGS

- A. Pipeline fittings, plugs and caps shall be furnished and installed of the type indicated and at the location shown on the construction drawings or as directed by the Engineer. It will be the responsibility of the Contractor to furnish and install all proper size pipe bends for both horizontal and vertical deflections that are required to construct the pressure main to the line and grade as shown on the construction drawings or as set by the Engineer. The fittings, plugs, and caps shall be set and joined to the pipe in the manner heretofore specified for installation and the cost of same is considered incidental costs included in pipeline bid items.

#### 3.05 ANCHORAGE

- A. The Contractor shall provide pipeline restraint at all locations shown on the construction drawings or as required by the Engineer. Anchorage shall be in the form of harnessed or restrained joints for the lengths of pipe and fittings shown.

#### 3.06 TESTING PRESSURE MAINS

- A. The Contractor shall subject the completed pressure pipelines to a leakage test. The test shall be performed on all newly laid pipes in lengths not to exceed 2,000 feet or any valved section thereof. The length of the test section shall exceed the specified maximum limit only with the explicit approval of the Engineer. The test may be conducted after the trench has been backfilled but must be completed before replacement of pavements and final restoration. All testing shall be done in the presence of the Engineer.
- B. The Contractor shall furnish the pump, pipe connection, temporary testing plugs and caps, if required, all necessary apparatus including the pressure gauges and meters and a supply of approved water. The Contractor shall make all necessary taps into the lines. The Contractor shall be responsible for all labor and equipment

SME: 17023

- necessary to conduct the tests, including excavating and backfilling the test pit at the locations approved by the Engineer.
- C. The pipe shall first be completely flushed out. Then each valved section shall be slowly filled with water. All air shall be expelled from the pipe at high points by means of test plugs in valve bonnets, fire hydrants or through corporation stops installed by the Contractor for this purpose. After all the air has been expelled, the openings shall be closed and the test pressure applied by means of the test pump connected to the pipe in a manner satisfactory to the Engineer.
  - D. The test pressure for the leakage test shall be fifty (50) percent above the normal operating pressure of the lowest point in the section of line under the test and corrected to the elevation of the test gauge. The duration of each leakage test shall be two (2) hours.
  - E. The exposed piping and/or the top of the trench shall be carefully inspected during the leakage test for any signs of leakage. Any cracked or defective pipe, fittings, valves or hydrants discovered in consequence of the leakage test shall be removed and replaced by the Contractor with sound material and the test shall be redone until satisfactory results are obtained. The Contractor is responsible for locating, excavating and backfilling the defective pressure pipeline trench at no cost to the Owner, in addition to replacing the defective material if the leakage test is conducted on a backfilled pressure pipeline. The Contractor shall maintain the hydrostatic pressure at all times during the leakage test through his test pump.
  - F. Leakage shall be defined as the quantity of water that must be supplied into the newly laid pipe, or any valved section thereof, to maintain the specified leakage test pressure after the air has been expelled, the pipe has been filled with water, and the pressure initially applied.
  - G. No pipe installation will be accepted if the amount of leakage is greater than specified in Table 7, Allowable Leakage, AWWA C600, or calculated by the following equation:

$$L = \frac{SDv(P)}{133,200}$$

Where

L = allowable leakage, gallons per hour.

S = Length of pipe to be tested, ft.

D = Nominal diameter of pipe, in.

P = Average test pressure, psig.

### 3.07 DISINFECTION OF WATER MAINS

SME: 17023

- A. All new water mains and repaired sections or extensions to existing water mains shall be chlorinated before being placed in service so that a chlorine residual of not less than ten (25) ppm remains in the water in the test section after twenty-four (24) hours standing in the pipe. The procedures for disinfecting the water mains and the chemicals to be used shall be in accordance with the requirements of AWWA C651 latest revision.
- B. If liquid chlorine is used, a chlorine gas-water mixture shall be applied by means of a solution-feed chlorinating device; or, if approved by the Engineer, the dry gas may be fed directly through proper devices for regulating the rate of flow and providing effective diffusion of the gas into the water within the pipe being treated. Chlorinating devices for feeding solutions of the chlorine gas or the gas itself must provide means for preventing the backflow of water into the chlorine cylinder.
- C. A mixture of water and a chlorine-bearing compound of known chlorine content may be substituted for liquid chlorine. Approved types are calcium hypochlorite or sodium hypochlorite. Commercial types of calcium hypochlorite are known as HTH, Perchloron and Pittchlor. Sodium hypochlorite is known commercially as liquid laundry bleach.
- D. High-test calcium hypochlorite or bleaching powder must be prepared as a water mixture for introduction into the water mains. The powder should first be made into a paste and then diluted to approximately a one (1) percent chlorine solution (10,000 ppm). The preparation of a one (1) percent chlorine solution requires the following proportions of powder to water:

Amount of:	Quantity of Water	
Product	Compound	Gallon
High-test calcium hypochlorite (65-70% Cl)	1 lb.	7.50
Liquid laundry bleach (5.25%)	1 gal.	4.25

- E. The chlorinating agent shall be injected into the beginning of the new pipeline extension or any valved section through a corporation stop inserted by the Contractor. The Contractor shall supply the proper type chemical pump, piping and make up water to inject the solution into the main. The application shall be the amount necessary to apply 50 ppm of chlorine to the test section. The amount of one (1) percent chlorine water solution required to give 25 ppm chlorine in 1,000 feet of various size water mains is as follows:

SME: 17023

<u>Diameter</u>	<u>Gallons</u>
6"	4
8"	8
10"	10
12"	15
16"	26
20"	40
24"	60
30"	90

- F. Water from the existing distribution system shall be controlled so as to flow slowly into the newly laid pipeline during the application of chlorine. The rate of chlorine mixture flow shall be in such proportion to the rate of water entering the pipe that the chlorine dose applied to the water entering the newly laid pipe shall produce at least twenty five (25) ppm, after twenty-four (24) hours standing. This may be expected with an application of fifty (50) ppm, although some conditions may require that more valves be manipulated so that the strong chlorine solution in the line being treated will not flow back into the line supplying the water. In the process of chlorinating newly laid pipe, all valves or other appurtenances shall be operated while the pipeline is filled with the chlorinating agent.
- G. Following chlorination, all treated water shall be thoroughly flushed from the newly laid pipeline at its extremities until the replacement water throughout its length shall, upon test, be proved comparable in quality to the water serving the public from the existing water supply system and approved by the public health authority having jurisdiction. This satisfactory quality of water delivered by the new main should continue for a period of at least two (2) full days as demonstrated by laboratory examination of samples taken from a tap located and installed in such a way as to prevent outside contamination. Samples shall not be taken from an unsterilized hose or from a fire hydrant, because such samples will seldom meet bacteriological standards.
- H. Should the initial treatment fail to result in the conditions specified, the original chlorination procedure shall be repeated until satisfactory results are obtained.

3.08 PRESSURE PIPELINES NOT INSTALLED IN TRENCH

- A. All applicable provisions of this item of work shall also apply to the furnishing of materials and installation procedures for constructing pressure pipelines not installed in a trench condition.

3.09 SPECIAL REQUIREMENTS FOR PIPELINE CONSTRUCTION ON STATE RIGHT OF WAY (Also see Section 1580)

SME: 17023

- A. Pressure pipelines to be laid on backside of all entrance culverts unless otherwise specified.
- B. All pressure pipelines to be laid on **backside of ditch line** unless otherwise specified.
- C. All slip areas to be open cut, backfilled and tamped at a maximum of 150' sections.
- D. All pressure pipeline crossing of highway culverts (RCP, CMP, Box Culverts) shall have a minimum of 1 foot clearance above or below the culvert.
- E. Efforts have been made to indicate accurate locations of some existing structures, piping and utilities. However, the contractor shall familiarize himself with the site and other existing conditions and notify the engineer of any discrepancies between information depicted by the construction drawings and actual field conditions which would significantly alter the design intent of the construction drawings prior to commencing his construction operations. Dimensions of existing structures and/or site restrictions are approximate. It is the contractor's responsibility to obtain and confirm all dimensions and elevations of existing structures and topography in the field necessary for his construction operation.
- F. The contractor shall use all possible care during excavation on this project so as not to disturb or damage any existing utility or structure not scheduled for demolition whether depicted or not in the construction drawings. Any damage to the aforementioned items caused directly or indirectly by the contractor shall be repaired or replaced by the contractor at no cost to the owner to a condition equal to or better than that which existed prior to being damaged.
- G. The contractor's attention is called to the presence of existing utilities in close proximity to the project site. The contractor is advised to carefully review the project requirements regarding utility reallocations. The contractor can call 1-800-752-6007 a minimum of two and no more than ten business days prior to excavation for information on the location of existing underground utilities which subscribe to the Before-U-Dig (BUD) Service. Additionally it is the contractor's responsibility to contact all existing utility owners and have them field locate their existing utilities prior to any construction activities.
- H. Unless otherwise noted, all buried pipes shall have **30" minimum cover** as measured from finished grade to the outside surface of the pipe. In State Highway Right-of-Way the waterlines shall have 42" cover.
- I. All bores under state highways right-of way shall be a minimum of 42" depth under bottom of ditch line to top of the proposed casing pipe on both sides of the highway.
- J. There shall be no blasting within state right-of-way without written consent from



SME: 17023

- the Kentucky Transportation Cabinet.
- K. Care shall be taken by the contractor to avoid cracking or breaking the bituminous paving. The contractor at no cost to the Dept. of Highways shall repair all damage to the existing paving caused by the contractor's operation. Paving protection shall be accomplished by the use of rubber and street padded machinery or other approved equipment well suited for this type of construction.
  - L. During construction, all embankments, refills and excavations shall be kept shaped and drained by the contractor. Ditches and drains along the highways shall be maintained in such a manner as to drain effectively at all times.
  - M. All roadways and driveways within the work limits of state right-of-ways shall be refilled to the natural surface of the ground with approved material and methods. The material shall be placed and compacted to smoothness suitable for traffic. The contractor shall note that all private businesses and residences along the route of the proposed water main must have access to their properties at all time during construction. Additionally, the contractor shall replace existing entrance pipes, retaining walls, catch basins, fences and other property improvements, ditches, guardrail, signs, storm drains, etc. that are damaged by construction unless said facilities are specifically shown to be removed. In particular, all drainage ditches shall be restored to a condition equal or better than existed prior to construction.
  - N. Concrete thrust or "kicker" blocks shall be installed in all pressurized lines at intersections and changes of direction to resist forces acting upon the pipeline.
  - O. Concrete anchors shall be provided when the pipe slope exceeds twenty percent.
  - P. Sewers shall be laid at least ten feet horizontally from any existing or proposed water main. This distance shall be measured edge to edge. If field conditions do not allow this condition to be met, then the sewer shall be construction of mechanical joint ductile iron pipe (pressure tested to 150 psi) and encased in concrete. Sewers shall cross under water mains with a minimum of eighteen inches of separation between the crown of the sewer and in the invert of the water main. If field conditions are such that this separation can not be maintained, the sewer shall be constructed of mechanical joint ductile iron pipe which shall be pressure tested to 150 psi. The ductile iron pipe must be centered on the crossing so that the joints are at least ten feet on either side of the crossing.
  - Q. Traffic control is to be as per MUTCD standards.
  - R. Reclamation is to be accomplished as per the general notes of the approved encroachment permit provided by the Kentucky Dept. of Highways.
  - S. Valve locations cannot be shown with precision of the supplied mapping. Valve locations shall be coordinated with the resident inspector prior to installation.

SME: 17023

- T. Numerous drop box inlets are located next to some of the state and federal highways within the project limits. These inlets have concrete aprons that are 9' x 9'. Many of the inlets are set against the backside of the rock cut along the highway. The contractor may do one of two things. (1) He may either saw cut the backside of the Surface drain and without damaging the drainage box install the pipe. If the drainage box does get damaged in any way then the contractor will restore the drainage box and surface drain back to its original condition. (2) The contractor shall install the force main under the culvert pipe. If the culvert pipe is damaged in any fashion then the contractor shall replace the portion that is damaged to its original condition.
- U. Proposed utilities must go under or around existing highway culvert pipes. Utilities may not be placed over existing highway culverts. Minimum separation between culvert pipe and force main is five feet.
- V. Track vehicles must be isolated from pavement with an earth cushion or protective material. In no event shall track vehicles be operated directly on paved surfaces.

END OF SECTION

SME: 17023

## SECTION 02940

### TEMPORARY SILT AND EROSION CONTROL

#### PART 1 GENERAL

##### 1.01 SCOPE

- A. This work shall consist of furnishing all labor, material, equipment, and incidentals for the construction of silt control structures to reduce the amount of sediment delivered to waterways. Silt control structures shall be constructed as required to control any silt runoff into streams or at the locations directed by the Engineer or his designated Representative.
- B. A written silt control plan shall be prepared and submitted to the Owner for approval before start of construction.
- C. During the life of the contract, the silt control structures shall be maintained by the Contractor, and silt accumulations which threaten to damage the structures, or preclude their effective operation as determined by the Engineer, shall be removed and replaced.

##### 1.02 RELATED SECTIONS

- A. 01600 - Materials and Equipment

#### PART 2 PRODUCTS

##### 2.01 STRAW OR HAY BALE SILT CHECK

- A. This silt check shall be constructed with straw or hay bales firmly bound by twine and solidly staked to remain in place, as shown on the Standard Details.
- B. The location of straw or hay bale silt checks shall be as shown on the Plan drawings, or as directed by the Engineer at the time of construction. When the usefulness of the silt checks has ended, they shall be removed, and surplus materials shall be disposed of properly.

#### PART 3 EXECUTION

##### 3.01 MEASUREMENT AND PAYMENT

- A. Payment for installation and maintenance of the temporary silt and erosion control structures shall be considered an incidental expense to the construction. All costs for same shall be included in the prices bid for the items included with the project.

END OF SECTION

SME: 17023

## SECTION 03419

### CONCRETE ENCASEMENT AND CONCRETE CRADLE

#### PART 1 GENERAL

##### 1.01 RELATED SECTIONS

- A. 01300 - Submittals
- B. 01600 - Materials and Equipment
- C. 01410 - Testing Laboratory Services
- D. 03300 - Concrete

#### PART 2 PRODUCTS

NOT USED.

#### PART 3 EXECUTION

##### 3.01 CONCRETE ENCASEMENT

- A. Buried pipelines shall be encased in 2,500 psi concrete where shown on the construction drawings or to the extent and/or at other locations as determined by the Project Manager.
- B. Concrete encasement shall provide a minimum cover of six (6) inches beneath and above the pipe O.D. and shall extend laterally to the undisturbed wall of the pipeline trench. Additional thickness of concrete encasement, if required, shall be shown on the construction drawings. Each pour shall start and stop at a pipe joint.

##### 3.02 CONCRETE CRADLE

- A. Concrete cradles shall be 2,500 psi concrete where shown on the construction drawing or as directed by the Project Director.
- B. Concrete cradles shall provide a minimum of six (6) inches beneath the pipe and extend to the spring line of the pipe unless otherwise shown on the construction drawings. Each pour shall start and stop at a pipe joint.

SME: 17023

### 3.03 MEASUREMENT AND PAYMENT

- A. The payment for concrete encasement shall include furnishing and placing the concrete encasement. The Contractor shall be paid for the number of lineal feet of encasement constructed at the unit price on the Bid Sheets.
- B. The payment for concrete cradle shall include furnishing and placing the concrete encasement. The Contractor shall be paid for the number of lineal feet of cradle at the unit price on the Bid Sheets. The concrete foundation under tee-based manholes is not considered cradle.

END OF SECTION

## SECTION 05800

### BORING & JACKING AND COVER PIPE

#### PART 1 GENERAL

The construction drawings show the details of the cover pipe material.

#### 1.01 RELATED SECTIONS

- A. 01300 - Submittals
- B. 01600 - Material and Equipment

#### PART 2 PRODUCTS

#### 2.01 STEEL PIPE

- A. Where designated on the construction drawings, the steel pipe shall be fusion welded steel pipe, Grade "B" with no coating. It shall conform to the requirements of ASTM 139. The wall thickness shall be Schedule 40 for pipe up to 4-inches in diameter and 0.250 inch wall thickness for larger sizes, unless railroad specification require a greater thickness. See paragraph 3.06 for diameter of casing required.

#### 2.02 NESTABLE CORRUGATED METAL PIPE

- A. Where corrugated metal pipe is designated in the construction drawings beneath a highway, it shall be nestable and conform to KDOT, Section 810. The gauge shall be as shown on the construction drawings.
- B. Where corrugated metal pipe is designated in the construction drawings beneath the tracks of a railroad, it shall be AREA Specification 146; with bituminous coating, in accordance with AREA Specifications 1413. The gauge shall be as shown on the construction drawings.

#### 2.03 TUNNEL LINER PLATES

- A. Tunnel liner plates where shown on the construction drawings shall be hot dipped galvanized steel of the thickness (gauge) and section modulus shown on the construction drawings. The plates shall be formed from steel meeting the requirements of ASTM 139, Grade "B". Individual liner plates shall be made of one piece of metal, provided with flanges from both longitudinal and circumferential joints. The joints shall have sufficient bolt holes to fully develop the strength of the individual liner plate and so spaced in each liner plate that liner

plates of similar curvature will be interchangeable and readily handled in the tunnel. Liner plates shall be of a design that when bolted together no opening shall exist large enough to permit inflow of granular material. Liner plates will be accurately curved to suit the tunnel cross section and when bolted together, the finished casing pipe shall be full round with the nominal diameter to the neutral axis as specified on the proposal sheets and/or construction drawings. Grouting plugs shall consist of a 2-inch standard half-pipe couplings welded or tapped into a hole in the liner plate and furnished with a cast iron plug for closure. They will be of the same material as the liner plate and furnished with a cast iron plug for closure. The spacing of the grouting plugs will be as specified on construction drawings. Bolts, heads, and nuts shall be square and of the same size.

### PART 3 EXECUTION

#### 3.01 INSTALLING COVER PIPE

- A. Cover Pipe shall be installed by the boring method, the jacking method, by trenching or by tunneling as shown on the construction drawings. The Owner will obtain permits for any railroad, State or Federal Highway crossings. The Owner shall coordinate scheduling of construction of crossings with railroads and highway departments and shall pay any charges established by these outside agencies. Special construction requirements defined by railroads or highway departments will be shown on the construction drawings and shall be adhered to by the Contractor. Installation of cover pipe shall not commence without the express permission of the Project Engineer.
- B. The annular space between the cover pipe and the contained carrier pipe shall be filled with grout or with granular materials unless otherwise specified on the construction drawings or approved by the Engineer.

#### 3.02 INSTALLATION BY BORING

- A. Steel pipe shall be installed by the boring method utilizing an auger type boring machine or a machine of such design meeting the individual requirements of the railroad, State or Federal Highway System being crossed. The Contractor shall provide an approach pit, completely sheeted and of sufficient size to operate the boring equipment. The operation of the boring equipment shall be subject to continuous checking by the Project Engineer to insure proper alignment of the cover pipe as installed.

#### 3.03 INSTALLATION BY JACKING

- A. The Contractor will provide an approach pit for the jacking operation, excavated so the jacking face is a minimum of three (3) feet above the pipe. This open face should be shored securely to prevent displacement of the embankment. The pit shall include a backstop of sufficient size to take the thrust of the jack. The guide

rails that support the pipe as it enters the bore shall be accurately placed to line and grade. The entire approach pit shall be sheeted.

- B. Hydraulic or mechanical jacks may be used in this operation. The number of jacks and the capacity of the jacks shall be adequate to complete the operation. A jacking head shall be used to transfer the pressure from the jack and the jacking frame to the pipe. If an auger is used, the pipe shall be jacked simultaneously with the augering. The construction work shall be checked by the Contractor and Project Engineer at frequent intervals to insure proper line and grade of the installation.

### 3.04 INSTALLATION BY TUNNELING

- A. Care shall be exercised in trimming the surface of the excavated section to a true line and grade with the excavation conforming to the outside of the tunnel as nearly as possible. In the installation of tunnel or shaft liner plates, the amount of unsupported tunnel or shaft wall shall be at a minimum at all times. Excavation ahead of the liner plates will not be permitted. Liner plates shall be placed promptly as excavation permits. Upon completion of any ring of liner plates, bolts shall be retightened in the two (2) rings previously completed. The Project Engineer may direct that the top half of the tunnel excavation be supported by a cutting shield and excavation shall not advance ahead of such support.
- B. The vertical face of the excavation shall be supported, as necessary, to prevent sloughing and at any interruption of the tunneling operation, the heading shall be completely bulkheaded.
- C. Grouting shall follow the excavation and lining of the tunnel or shaft as required to fill all voids outside the tunnel liner plates. Grouting shall be performed prior to or upon completion of the installation of a maximum of four (4) rings, unless otherwise directed by the Project Engineer. Grouting shall start at the lowest hole in each grout panel and proceed upwards progressively and simultaneously, when possible, on both sides of the tunnel. The machine used for grouting shall be capable of forcing grout, under pressure, into all voids.

### 3.05 MEASUREMENT AND PAYMENT

- A. The payment for installation of cover pipe shall be made on the actual number of lineal feet of the various types and sizes of pipes installed. The unit price per foot for cover pipe shall include furnishing the carrier pipe material and installing the pipe by jacking, boring or tunneling, whichever is required, the construction of the approach pits with all necessary sheeting and all other incidentals required to complete the installation as shown on the construction drawings and herein specified.



3.06 CASING PIPE SCHEDULE (WATER AND SEWER LINES)

Carrier Pipe Nominal Diameter	Minimum I.D. of Casing Pipe for Water and Sewer Lines		Minimum I.D. of Casing Pipe for Vitrified Clay Sewer Lines	
	PVC, ABS, C.I. & D.I. (B&S)	C.I. & D.I. (M.I.)	C.I. & D.I. (M.I.)	
	--- IN INCHES ---			
2	4	-	-	-
3	9	12	-	-
4	10	14	-	-
6	12	14	14	14
8	16	18	18	18
10	18	20	20	20
12	20	22	22	22
14	22	24	24	28
15	24	-	-	-
16	26	26	-	-
18	28	28	32	32
20	28	30	-	-
21	30	-	38	38
24	34	34	40	40
27	38	-	42	42
30	42	-	-	-
33	45	-	-	-
36	48	-	54	54
39	54	-	-	-
42	57	-	-	-

END OF SECTION

SME No.: 17023

## SECTION 05801

### HORIZONTAL DIRECTIONAL DRILLING REQUIREMENTS

#### PART 1 - GENERAL

##### 1.1. WORK INCLUDED

The work specified in this section consists of furnishing and installing underground utilities using the Horizontal Directional Drilling (HDD) method of installation, also commonly referred to as directional boring or guided horizontal boring. This work shall include all services, equipment, materials, and labor for the complete and proper installation, testing, restoration of underground utilities and environmental protection and restoration.

##### 1.2. QUALITY ASSURANCE

The requirements set forth in this document specify a wide range of procedural precautions necessary to insure that the very basic, essential aspects of a proper directional bore installation are adequately controlled. Strict adherence shall be required under specifically covered conditions outlined in this specification. Adherence to the specifications contained herein, or the Engineer's approval of any aspect of any directional bore operation covered by this specification, shall in no way relieve the Contractor of their ultimate responsibility for the satisfactory completion of the work authorized under the Contract.

##### 1.3 SUBMITTALS

- A. **Work Plan:** Prior to beginning work, the Contractor must submit to the Engineer a work plan detailing the procedure and schedule to be used to execute the project. The work plan should include a description of all equipment to be used, down-hole tools, a list of personnel and their qualifications and experience (including back-up personnel in the event that an individual is unavailable), list of subcontractors, a schedule of work activity, a safety plan (including MSDS of any potentially hazardous substances to be used), traffic control plan (if applicable), an environmental protection plan and contingency plans for possible problems. Work plan should be comprehensive, realistic and based on actual working conditions for this particular project. Plan should document the thoughtful planning required to successfully complete the project.
- B. **Equipment:** Contractor will submit specifications on directional drilling equipment. Equipment shall include but not be limited to: drilling rig, mud system, mud motors (if applicable), down-hole tools, guidance system, rig safety systems. Calibration records for guidance equipment shall be included.

SME No.: 17023

Specifications for any drilling fluid additives that Contractor intends to use or might use will be submitted.

- C. Material: Specifications on material to be used shall be submitted to Engineer. Material shall include the pipe, fittings and any other item, which is to be an installed component of the project.

## PART 2 – EQUIPMENT REQUIREMENTS

### 2.1 GENERAL

- A. The directional drilling equipment shall consist of a directional drilling rig of sufficient capacity to perform the core and pull-back the pipe, a drilling fluid mixing, delivery and recovery system of sufficient capacity to successfully complete the crossing, a drilling fluid recycling system to remove solids from the drilling fluid so that the fluid can be reused, a guidance system to accurately guide boring operations, a vacuum truck of sufficient capacity to handle the drilling fluid volume, trained and competent personnel to operate the system.
- B. All equipment shall be in good, safe operating condition with sufficient supplies, materials and spare parts on hand to maintain the system in good working order for the duration of this project.

### 2.2 DRILLING SYSTEM

- A. **Drilling Rig:** The directional drilling machine shall consist of a hydraulically powered system to rotate, push and pull hollow drill pipe into the ground at a variable angle while delivering a pressurized fluid mixture to a guidable drill (bore) head. The machine shall be anchored to the ground to withstand the pulling, pushing and rotating pressure required to complete the crossing. The hydraulic power system shall be self-contained with sufficient pressure and volume to power drilling operations. Hydraulic system shall be free of leaks. Rig shall have a system to monitor and record maximum pull-back pressure during pull-back operations. The rig shall be grounded during drilling and pull-back operations. There shall be a system to detect electrical current from the drill string and an audible alarm, which automatically sounds when an electrical current is detected.
- B. **Drill Head:** The drill head shall be steerable by changing its rotation and shall provide the necessary cutting surfaces and drilling fluid jets.
- C. **Mud Motors (if required):** Mud motors shall be of adequate power to turn the required drilling tools.

SME No.: 17023

- D. Drill Pipe: Shall be constructed of high quality 4130 seamless tubing, grade D or better, with threaded box and pins. Tool joints should be hardened to 32-36 RC.

### 2.3 GUIDANCE SYSTEM

- A. A Magnetic Guidance System (MGS) or proven gyroscopic system shall be used to provide a continuous and accurate determination of the location of the drill head during the drilling operation. The guidance shall be capable of tracking at all depths up to one hundred feet and in any soil condition, including hard rock. It shall enable the driller to guide the drill head by providing immediate information on the tool face, azimuth (horizontal direction), and inclination (vertical direction). The guidance system shall be accurate to +/-2% of the vertical depth of the bore hole at sensing position at depths up to one hundred feet and accurate within 1.5 meters horizontally.
- B. The Guidance System shall be of a proven type and shall be operated by personnel trained and experienced with this system. The Operator shall be aware of any magnetic anomalies on the surface of the drill path and shall consider such influences in the operation of the guidance system if using a magnetic system.

### 2.4 DRILLING FLUID (MUD) SYSTEM

- A. Mixing System: A self-contained, closed, drilling fluid mixing system shall be of sufficient size to mix and deliver drilling fluid. Mixing system shall continually agitate the drilling fluid during drilling operations.
- B. Drilling Fluids: Drilling fluid shall be composed of clean water and appropriate clay additive. Water shall be from an authorized source with a pH of 8.5 – 10. Water of a lower pH or with excessive calcium shall be treated with the appropriate amount of sodium carbonate or equal. The water and additives shall be mixed thoroughly and be absent of any clumps or clods. No potentially hazardous material may be used in drilling fluid.
- C. Delivery System: The mud pumping system shall be capable of delivering the drilling fluid at a constant minimum pressure. The delivery system shall have filters in-line to prevent solids from being pumped into the drill pipe. Connections between the pump and drill pipe shall be relatively leak-free. Used drilling fluid and drilling fluid spilled during drilling operations shall be contained and conveyed to the drilling fluid recycling system. A berm, minimum of 12” high, shall be maintained around drill rigs, drilling fluid mixing system, entry and exit pits and drilling fluid recycling system to prevent spills into the surrounding environment. Pumps and/or vacuum truck(s) of sufficient size shall be in place to convey excess drilling fluid from containment areas to storage and recycling facilities.

SME No.: 17023

- D. Drilling Fluid Recycling System: The drilling fluid recycling system shall separate sand, dirt and other solids from the drilling fluid to render the drilling fluid re-usable. Spoils separated from the drilling fluid will be stockpiled for later use or disposal.

## 2.5 OTHER EQUIPMENT

- A. Pipe Rollers: Pipe rollers shall be of sufficient size to fully support the weight of the pipe while being hydro-tested and during pull-back operations. Sufficient number of rollers shall be used to prevent excess sagging of pipe.
- B. Pipe Rammers: Hydraulic or pneumatic pipe rammers may only be used if necessary and with the authorization of Engineer.
- C. Restrictions: Other devices or utility placement systems for providing horizontal thrust other than those previously defined in the preceding sections shall not be used unless approved by the Engineer prior to commencement of the work. Consideration for approval will be made on an individual basis for each specified location. The proposed device or system will be evaluated prior to approval or rejection on its potential ability to complete the utility placement satisfactorily without undue stoppage and to maintain line and grade within the tolerances prescribed by the particular conditions of the project.

## PART 3 – OPERATIONS

### 3.1 GENERAL

- A. The Engineer must be notified 48 hours in advance of starting work. The directional bore shall not begin until the Engineer is present at the job site and agrees that proper preparations for the operation have been made.
- B. The Engineer approval for beginning the installation shall in no way relieve the Contractor of the ultimate responsibility for the satisfactory completion of the work as authorized under the Contract. It shall be the responsibility of Engineer to provide inspection personnel at such times as appropriate without causing undue hardship by reason of delay to the Contractor.

### 3.2 PERSONNEL REQUIREMENTS

All personnel shall be fully trained in their respective duties as part of the direction drilling crew and in safety. A responsible representative who is thoroughly familiar with the equipment and type work to be performed, must be in direct charge and control of the operation at all times. In all cases the supervisor must be continually present at the job site during the actual directional bore operation. The Contractor shall have a sufficient

SME No.: 17023

number of competent workers on the job at all times to insure the directional bore is made in a timely and satisfactory manner.

### 3.3 DRILLING PROCEDURE

- A. Site Preparation: Prior to any alterations to work-site, Contractor shall photograph or video tape entire work area, including entry and exit points. One copy of which shall be given to Engineer and one copy to remain with Contractor for a period of one year following the completion of the project. Work-site as indicated on drawings, within right-of-way, shall be graded or filled to provide a level working area. No alterations beyond what is required for operations are to be made. Contractor shall confine all activities to designated work areas.
- B. Drill Path Survey: Entire drill path shall be accurately surveyed with entry and exit stakes placed in the appropriate locations within the areas indicated on drawings. If Contractor is using a magnetic guidance system, drill path will be surveyed for any surface magnetic variations or anomalies.
- C. Environmental Protection: Contractor shall place silt fence between all drilling operations and any drainage, wetland, waterway or other areas designated for such protection by contract documents, state, federal and local regulation. Additional environmental protection necessary to contain any hydraulic or drilling fluid spills shall be put in place, including berms, liners, turbidity curtains and other measures. Contractor shall adhere to all applicable environmental regulations. Fuel may not be stored in bulk containers within 200' of any water-body or wetland.
- D. Safety: Contractor shall adhere to all applicable state, federal and local safety regulations and all operations shall be conducted in a safe manner. Safety meetings shall be conducted at least weekly with a written record of attendance and topic submitted to Engineer.
- E. Pipe: Pipe shall be welded/fused together in one length, if space permits, with welds x-rayed prior to being placed in bore hole. Pipe will be placed on pipe rollers before pulling into bore hole with rollers spaced close enough to prevent excessive sagging of pipe.
- F. Pilot Hole: Pilot hole shall be drilled on bore path with no deviations greater than 5% of depth over a length of 100'. In the event that pilot does deviate from bore path more than 5% of depth in 100', Contractor will notify Engineer and Engineer may require Contractor to pull-back and re-drill from the location along bore path before the deviation. In the event that a drilling fluid fracture, inadvertent returns or returns loss occurs during pilot hole drilling operations, Contractor shall cease drilling, wait at least 30 minutes, inject a quantity of drilling fluid with a viscosity exceeding 120 seconds as measured by a March funnel and then wait another 30 minutes. If mud fracture or return loss continues, Contractor will cease operations

SME No.: 17023

and notify Engineer. Engineer and Contractor will discuss additional options and work will then proceed accordingly.

- G. Reaming: Upon successful completion of pilot hole, Contractor will ream bore hole to a minimum of 25% greater than outside diameter of pipe using the appropriate tools. Contractor will not attempt to ream at one time more than the drilling equipment and mud system are designed to safely handle.
- H. Pull-Back: After successfully reaming bore hole to the required diameter, Contractor will pull the pipe through the bore hole. In front of the pipe will be a swivel and reamer to compact bore holes. Once pull-back operations have commenced, operations must continue without interruption until pipe is completely pulled into bore hole. During pull-back operations Contractor will not apply more than the maximum safe pipe pull pressure at any time. In the event that pipe becomes stuck, Contractor will cease pulling operations to allow any potential hydro-lock to subside and will commence pulling operations. If pipe remains stuck, Contractor will notify Engineer. Engineer and Contractor will discuss options and then work will proceed accordingly.

### 3.4 PIPE TESTING

Following successful pull-back of pipe, Contractor will hydro-test pipe using potable water. A calibrated pressure recorder will be used to record the pressure during the test period. This record will be presented to Engineer. After successful completion of hydro-test, pipe will be pigged dry.

### 3.5 SITE RESTORATION

Following drilling operations, Contractor will de-mobilize equipment and restore the work-site to original condition. All excavations will be backfilled and compacted to 95% of original density. Landscaping will be subcontracted to a local professional landscaping company.

### 3.6 RECORD KEEPING, AS-BUILTS

Contractor shall maintain a daily project log of drilling operations and a guidance system log with a copy given to Engineer at completion of project. As-built drawings shall be completed by the Contractor and certified as to accuracy by Contractor.

END OF SECTION

SME: 17023

## SECTION 15020

### GATE VALVES

#### PART 1 GENERAL

##### 1.01 SUMMARY

- A. Gate valves for buried pipelines shall be iron body, bronze mounted, resilient-seated gate valves with non-rising stems having either parallel or inclined seats in accordance with AWWA C509, "Resilient-Seated Gate Valves for Water and Sewerage Systems."
- B. Mechanical joint bell ends will be used in buried pipelines of mechanical joint and rubber seal type joint cast iron. Bell and flange ends will be used in exposed cast iron piping at the locations shown on the construction drawings.

##### 1.02 SUBMITTALS

- A. Manufacturer's Data:
  - 1. Material and component data.
  - 2. Performance data.
  - 3. Product warranties.
- B. Submit in accordance with Section 01300.

##### 1.03 RELATED SECTIONS

- A. 01600 - Materials and Equipment.
- B. 01610 - Transportation and Handling

#### PART 2 PRODUCTS

##### 2.01 OPERATING NUTS

Gate valves for buried pipelines shall be furnished with two (2) inch square wrench nuts. Nuts shall have a flanged base upon which shall be cast an arrow two (2) inches long showing the direction of opening, and the word "OPEN" in one-half (1/2) inch or larger letters, shall be cast on the nut to indicate clearly the direction to turn the wrench when opening the valve.



SME: 17023

## 2.02. HANDWHEELS

Handwheels may be specified for operating valves in exposed piping on the construction drawings. The handwheels shall have an arrow and the word "OPEN", cast thereon, to clearly indicate the direction the handwheel is to be turned to open the valve. The diameter of the handwheel shall conform to the following dimensions for the various size gate valves.

Size of Valve	Diameter of Handwheel
4"	10"
6"	12"
8"	14"
10" and 12"	18"
16" and 18"	22"
24" and 30"	30"

## 2.03 HORIZONTAL MOUNTING

Gate valves in size sixteen (16) inches and larger may be installed in the horizontal position. Bronze tracks, rollers, and scrapers will be provided for valves to be installed in the horizontal position. Horizontal valves for pressure lines shall be furnished with beveled gear operators. The gear cases for buried service shall be totally enclosed, and the gear cases for exposed piping in a vault shall be of the extended type.

## 2.04 BYPASS VALVES

Bypasses shall be furnished on valves when so specified on the proposal sheets or shown on the construction drawings. The bypass valve shall be furnished of the same type as the main line valve to which it is fitted. The size requirements of the bypass shall be as follows:

Valve Diameter - Inches	Bypass Diameter - Inches
16-20	3
24-30	4
26-42	6
48	8

## 2.05 RISING STEM VALVES

Outside screw and yoke rising stem valves shall conform to all of the requirements of AWWA C509 except for the rising stem mechanism. The OS and Y valves shall have a rugged cast iron yoke machined to provide accurate stem

SME: 17023

alignment. The OS and Y valves shall be furnished with handwheels. OS and Y valves shall only be installed where shown on the drawings.

## 2.06 UNDERWRITERS VALVES

Gate valves for fire protection systems shall be manufactured in conformance to the requirements of the Underwriters Laboratories, Inc., and the Associated Factory Mutuals Laboratories. Gate valves which support an indicator post shall contain a flange of the indicator post base. Such valves are specified on the construction drawings and shall bear the inspection label of the Underwriters Laboratories, Inc. Gate valves shall be M&H, Mueller or approved equal.

## PART 3 EXECUTION

### 3.01 SPECIAL DETAILS

The details of other valve requirements and valve appurtenances such as special ends and materials, position indicators, floor stands, cylinders, chain operators, and extension stems and guides are described on the construction drawings.

### 3.02 SETTING GATE VALVES

Gate valves shall be installed of the size and the location as shown on the construction drawings. Vertical valves shall be set plumb and horizontal valves installed so that the valve body is level. The valves shall be set to the new pipe in the manner specified for cleaning, laying, and jointing pipe. Mechanical joint, rubber compression seal, or bell and spigot shall be used for buried pipelines. Other types of joints for pipelines within structures will be shown on the construction drawings.

### 3.03 CHAIN OPERATORS

All gate valves six (6) feet or more above the floor surface shall be equipped with a chain operator unless otherwise indicated on the construction drawings.

### 3.04 SPARE PARTS

The Contractor shall furnish the Owner one (1) valve rebuild/maintenance kit for each size and type of valve. Each Contractor shall also furnish the Owner one (1) 'T' type valve wrench.

END OF SECTION

## SECTION 15070

### BLOW-OFF VALVE ASSEMBLY

#### PART I GENERAL

##### 1.01 SUMMARY

- A. Blow-off valves shall be installed in accordance with the Standard Details and the specifications at locations shown on the plans and in other locations as directed by the Engineer.
- B. In general, blow-off valves are located at the end of mains for the purpose of clearing the main of sediment, obstacles, or impure water.

##### 1.02 SUBMITTALS

- A. Manufacturer's Data:
  - 1. Material and component data.
  - 2. Performance data.
  - 3. Product warranties.
- B. Submit in accordance with Section 01300

##### 1.03 RELATED SECTIONS

- A. 01300 - Submittals
- B. 01600 - Materials and Equipment
- C. 01610 - Transportation and Handling

#### PART 2 PRODUCTS

- A. The pipe from the main to the flush valve shall be of the same material and size as the main and connected to the main by means of a tee, or installed at the end of line.
- B. Do not use a corporation stop for this connection.
- C. The gate valve for the blow-off connection shall be a AWWA type gate valve with adjustable valve box, same size as water line with two inch operating nut, mechanical joint connections Mueller A-2380-8 or equal as approved by the Engineer. The gate valve and the 90° elbow riser fitting

- must be securely anchored with concrete to prevent movement.
- D. The hydrant shall be model number 78 Mainguard hydrant as manufactured by the Kupferle Foundry Company or Engineer approved equal.
  - E. All pipe beyond the gate valve shall be galvanized iron pipe, Schedule 40, with Class 150 malleable iron fittings, or Class 200 PVC with a cap at end of pipe riser. Pipe and PVC fittings shall be same size as main line.
  - F. The flush valve enclosure shall be constructed of an 18" diameter by 30" depth concrete, or PVC meter box as approved by the Engineer.
  - G. The cover shall be of cast iron construction, 4" deep with a non-recessed lid, with cast letters "WATER" and a pentagon lock nut Mueller H-10310, or equal as approved by the Engineer.
  - H. A cast iron flap valve, Neenah #R-5004 or approved equal, shall be installed with stainless steel screen on each blowoff assembly.

### PART 3 EXECUTION

- A. The cost for the gate valve and other listed appurtenances herein and/or on detail and supplied with blow-off valve assembly shall be included in unit price of blow-off valve assembly. No separate payment will be made for gate valves used with blow-off valves.

END OF SECTION

SME: 17023

## SECTION 15080 STANDARD SERVICES

### PART 1 GENERAL

#### 1.01 SUMMARY

- A. The work to be performed under this section shall include all labor, materials, equipment, excavation, backfill and testing necessary for the proper installation of all service connections. Details of service installations is shown in the Standard Details Section of the drawings.
- B. No attempt was made to show precise meter setting locations on the plans and the Contractor shall not place any service connection without approval of the location and type by the Engineer. However, in general the meter setting shall be set inside the customer property line and off of State, County, or Township Road Right of Way.
- C. The service shall include: A service clamp, corporation stop, service pipe, meter setting equipment, meter box and cover. If called for on the drawings or directed by the Engineer, a pressure reducing valve may be required.

#### 1.02 RELATED SECTIONS

- A. 01300 - Submittals
- B. 01600 - Materials and Equipment
- C. 01610 - Transportation

### PART 2 PRODUCTS

#### 2.01 SERVICE CLAMP

All service clamps shall be single-strap type, Ford S70 furnished with neoprene gaskets cemented in place. Clamps shall be of the proper size for the pipe with which they are to be used. Clamps shall have a tapered AWWA thread, and shall be suitable for a minimum working water pressure of 200 PSIG. Clamps shall be as manufactured by the Ford Company or equal as approved by the Engineer.

#### 2.02 CORPORATION STOP

All taps for service connections shall be made in the upper half of the main with

SME: 17023

equipment designed for this purpose. No tap shall be closer than one foot from any joint in the main. Corporation stops shall be of the appropriate size for each service. Unless noted otherwise, all services shall be 3/4 inch. Corporation stops shall have a male AWWA threaded inlet, and an outlet suitable for connection to the service pipe. Corporation stops shall be 110 compression connection, Ford Catalog No. F-1002 Pack Joint or equal, if PVC Service Pipe is specified. If polybutylene service pipe is specified, Ford Catalog No. F1000 or equal shall be utilized. Insert stiffeners of proper length shall be provided with corporation stop if plastic pipe is used.

## 2.03 SERVICE PIPE

Service pipe shall be Class 267, polyethylene, N.S.F. approved. Service pipe shall run from the corporation stop to the inlet of the meter setting equipment. Service pipe for standard services shall be jacked or driven under paved roads without benefit of steel casing. Open trenches will not be permitted. Should the Contractor chose to use steel casing, it shall be done at no additional cost to the Owner. The jacking, boring, or pushing of service lines under state, county, or private roads or driveways is not a pay item. The unit price bid for service pipe shall include costs for jacking, pushing or boring service pipe as an incidental expense.

## 2.04 METER BOX AND COVER

- A. A meter box with cover shall be provided for each service and shall be as near the property line as possible and shall be located as directed by the Engineer. The meter box shall be concrete pipe (Class III), extruded ribbed PVC (0.450 inch minimum wall thickness), or polyethylene (0.300 inch wall thickness) construction. The size shall be 18" in diameter by 24" deep unless otherwise specified or required by the meter size.
- B. The meter box cover shall be of cast iron construction, with a recessed lid, with cast letters "WATER METER". The cover shall be RUSSCO model LC218 or equal as approved by the Engineer.
- C. Meter boxes and covers shall be set with backfill neatly compacted in place. In yards and other maintained areas, the top of the meter box cover shall be 1/2 inch to 1 inch above original grade, otherwise 2 inches above original grade.

## 2.05 METER SETTING EQUIPMENT

- A. The meter setting equipment shall consist of a copper meter yoke, with an inlet and outlet suitable for connection to the service pipe specified. The meter yoke shall be provided with a plain stop. Unless otherwise specified or required for the service, the yoke shall accept a 5/8 inch by 3/4 inch meter as

SME: 17023

specified below. A 3/4 inch by 5 foot long section of the specified service pipe shall be installed on the customer side of the meter. The cost of this service pipe "pigtail" shall be included with the unit price bid for meter setting.

- B. Copper meter yokes shall have angle ball valve inlet, double check valve outlet and 7" rise. Regular meter yokes shall be Ford VBHH72-7W-44-33 or approved equal. If the meter setting is to include an individual PRV, the tandem yoke shall be Ford TVBHH72-7W-44-33 or approved equal.
- C. Meter yokes shall be supplied with two (2) end connections with baskets per meter setting. End connections shall be Ford Pack Joint or equal for 3/4" CTS or as required based upon type of service pipe used. Insert stiffeners (of approved length) shall be furnished and installed for each inlet and outlet meter setting service pipe connection.

#### 2.06 PRESSURE REDUCING VALVE (INDIVIDUAL)

When called for on the drawings or when directed by the Engineer, the Contractor shall install a pressure reducing valve, with strainer, equal to the size of the service. This valve shall be placed inside the meter box according to the standard drawings. Pressure reducing valves shall be A.W. Cash Company, No. E24U or Watts Catalog No. U5-B, or approved equal.

### PART 3 EXECUTION

NOT USED

END OF SECTION

SME: 17023

## SECTION 15121

### TRACING WIRE

#### PART 1 - GENERAL

##### 1.0 SECTION INCLUDES

- A. Under this section of the specifications all water distribution piping shall include Tracer Wire as defined below.

##### TRACING WIRE:

All water mains, including out of service stubs intended for future extension, shall be installed with copper tracing wire (#12 P.V.C. coated) taped to the pipe every 5 feet. Maximum tracing wire length shall be 1,000 feet without terminating in a curb stop box. Curb stop boxes shall not be located in the pavement areas. Splices in the tracing wire shall be kept to a minimum and approved by the District. If splices are required they shall be made with copper split bolt (lisco #ik-8 or approved equal) and taped with electrical tape (scotch 33/88 or equal).

- B. The cost of this item is an incidental expense.

END OF SECTION



SME: 17023

## SECTION 15122

### UTILITY LINE MARKERS

#### PART 1 - GENERAL

##### 1.0 SCOPE

This specification covers the requirements for materials of construction, performance, installation, and maintenance for Carsonite's glass reinforced composite utility line markers or approved equal. The utility line markers may be used to provide daytime and nighttime delineation for marking utility applications requiring assured long-term durability, lightweight, flexibility, and vehicle impact resistance.

##### 2.0 DESIGN

The Marker is a single piece marker capable of simple, permanent installation by one person using a manual driving tool. The Marker, upon proper installation, can resist displacement from wind and vehicle impact forces. The Marker has a constant flat "T" cross sectional design to accept retro-reflective sheeting/decals with reinforcing support ribs along its edges to provide protection of the sheeting. An additional reinforcing rib runs down the back side of the post to provide additional rigidity to the post.

##### 3.0 MATERIAL

The Marker is constructed of a durable, UV resistant, continuous glass fiber and resin reinforced, thermosets composite material which is resistant to impact, ozone, and hydrocarbons within a service temperature range of 40° F to +200° F.

##### 4. MARKING

Each Marker is permanently identified with the Carsonite's name, month, and year of fabrication. A black line is stamped horizontally across the front of the marker to indicate proper burial depth.

##### 5. STOCK DECALS

Each Marker shall include a "stock" decal reading "Caution water pipeline" and marker post (sheeting) shall be "blue" in color.

##### 6. DIMENSIONS

The Marker conforms to the shape and overall dimensions shown on drawings. Length of post shall be 72" and include anchor barb.

- END OF SECTION -

SME: 17023

Item 14125 and 14132– Pressure Reducing Valve with vault

Payment for these items shall be made at the lump sum price bid for the installation of all work and materials necessary for the complete installation of new pressure reducing valve, concrete vault with hatch, including excavation, tie-in of pressure reducing valve to waterline, piping and fittings, foundations, etc., and., and gauges and recorders, backfill, clean up, seeding, start up, and testing all in accordance with the Technical Specifications and drawings.

The cost of all associated items not specifically listed for separate payment in the proposal shall be included as an incidental expense.

SME: 17023

BID FORM

**Hyden-Leslie County Water District**

**Waterline Relocation – US 421 and KY 406 (Stinnett Creek)**

BIDDER'S PROPOSAL

Proposal of \_\_\_\_\_ (hereinafter called "BIDDER"), organized and existing under the laws of the State of Kentucky, doing business as (a partnership, or a corporation, or an individual, to the City of Taylorsville (hereinafter called "OWNER").

In compliance with the Advertisement for Bids, BIDDER hereby proposes to furnish all equipment, materials, and labor for the work required to construct the **Waterline Relocation – US 421 and KY 406 (Stinnett Creek)** in strict accordance with the Contract Documents, within the time set forth therein, and at the prices stated below.

**BID SCHEDULE**

ITEM NO.	ITEM DESCRIPTION	ESTIMATED UNIT QUANTITY	UNIT COST	TOTAL COST
14003	Cap existing Main	3 EA		
14004	Directional Bore	285 LF		
14008	Encasement Steel Bored Range 3	115 LF		
14014	Encasement Steel Open Cut Range 3	45 LF		
14105	Valve 06 inch	8 EA		
14019	Fire Hydrant Assembly	2 EA		
14022	Flush Hydrant Assembly	2 EA		
14125	Vault Special	1 EA		
14030	Meter Relocate	10 EA		
14036	Pipe Ductile Iron 06 inch	2700 LF		
14077	Serv PE/PLST Longside 01 inch	5 EA		
14080	Serv PE/PLST Longside ¾ inch	5 EA		
14089	Tapping sleeve and valve size 1	4 EA		
14093	Tie in 04 inch	1 EA		
14094	Tie in 06 inch	3 EA		
14132	Pressure Reducing Valve 02 inch	1 EA		
14144	Line Marker	15 EA		
14153	Leak Detection Meter	1 EA		
<b>TOTAL ITEMS BID ()</b>				

BIDDER agrees to perform all of the Work described in the Specifications and shown on the Plans for the bid price of: \_\_\_\_\_ and \_\_\_\_\_ Cents.

SME: 17023

Amount shall be shown in both words and figures. The Unit Price shall govern. The Owner will make corrections in extensions and additions to determine the Total Bid Amount for Award.

No bid will be considered unless all **Items** \_\_\_ in the Bid Schedule are priced, and only one contract will be awarded.

The quantities of each item on the bid, as finally ascertained at the close of the contract, will determine the total payments to accrue under the contract.

No bid will be considered unless all items in the Bid Schedule are priced, and only one contract will be awarded.

The bid will be awarded in the aggregate total of the Bid Schedule.

The above price shall include all labor, materials, overhead, profit, insurance, and other costs necessary to cover the finished work of the several kinds called for including incidentals not set out as specific bid items and in accordance with **Basis for Payment (Section 01740 of Specifications)**. The price per foot for pipe installation includes all labor, materials, excavation, backfill, clean-up, seeding, testing etc., for a finished product.

By submission of this Bid, the BIDDER certifies, and in the case of a joint Bid, each party thereto certifies as to its own organization, that this Bid has been arrived at independently, without consultation, communication, or agreement as to any matter relating to this bid, with any other BIDDER or with any competitor.

BIDDER hereby agrees to commence work under this Contract on or before a date to be specified in the Notice to Proceed and to fully complete the project within **60 consecutive calendar days** thereafter. BIDDER further agrees to pay as liquidated damages, the sum of **\$500.00 each consecutive calendar day** thereafter as provided.

Accompanying this Proposal is a certified check or standard Bid Bond in the sum of \_\_\_\_\_ (\$ \_\_\_\_\_) in accordance with the Information for Bidders to the OWNER that the amount of the bid security deposited with this Bid fairly and reasonably represents the amount of damages the OWNER will suffer due to the failure of this BIDDER to fulfill his agreements as provided in this Proposal.

BIDDER acknowledges receipt of the following Addenda:

Addenda #1	Dated	Addenda #5	Dated
Addenda #2	Dated	Addenda #6	Dated
Addenda #3	Dated	Addenda #7	Dated
Addenda #4	Dated	Addenda #8	Dated

BIDDER agrees that the OWNER reserves the right to delete the whole or any part of the Project from the Contract.

BIDDER understands that the OWNER reserves the right to reject any or all Bids and to waive any informalities in the Bidding.

BIDDER agrees that this Bid shall be good and may not be withdrawn for a period of **30 (thirty)** calendar days after the actual date of bid opening.

SME: 17023

Within ten (10) calendar days after receiving written notice of the acceptance of this Bid by the OWNER, the Bidder will execute and deliver to the OWNER 6 (six) copies of the Agreement and such other required Contract Documents.

BIDDER: \_\_\_\_\_

BY: \_\_\_\_\_

TYPED NAME: \_\_\_\_\_

TITLE: \_\_\_\_\_

(Seal - If bid is by a corporation)

ADDRESS: \_\_\_\_\_

DATE SIGNED: \_\_\_\_\_

PHONE NO.: \_\_\_\_\_

FAX NO.: \_\_\_\_\_

SME: 17023

### SUBCONTRACTORS

**WATERLINE RELOCATION – US 421 AND KY 406 (STINNETT CREEK)**

Proposed subcontractors are listed below for each branch of work included in the proposed Contract. (All Subcontractors are subject to the approval of the Owner. Failure to submit a completed list may be cause for rejection of the Bid.)

<b>BRANCH OF WORK</b>	<b>NAME AND ADDRESS OF SUBCONTRACTOR</b>



Kentucky Transportation  
Cabinet Project: 11-1078.00

# NOTICE

---

**DEPARTMENT OF THE ARMY  
CORPS OF ENGINEERS  
NATIONWIDE SECTION 404 PERMIT AUTHORIZATION**

**DEPARTMENT FOR ENVIRONMENTAL PROTECTION  
KENTUCKY DIVISION OF WATER  
SECTION 401 WATER QUALITY CERTIFICATION**

---

**PROJECT DESCRIPTION: Replacement of double culvert with bridge over US Hwy-421, and KY-406 intersection improvement, near Stinnett.**

---

The Sections 404 and 401 activities for this project have previously been permitted under the authority of the Department of the Army, Nationwide Section 404 Permit Number 14, *Linear Transportation Projects* (with additional *Kentucky Regional General Conditions*), and the Division of Section 401 Water General Water Quality Certification. For these authorized permits to be valid, the attached conditions must be followed. The contractor shall post a copy of this Nationwide Number 14 permit and General Water Quality Certification in a conspicuous location at the project site, with unencumbered public access, for the duration of construction and comply with the general conditions required.

---

**Locations Impacting Jurisdictional Waters of the United States**


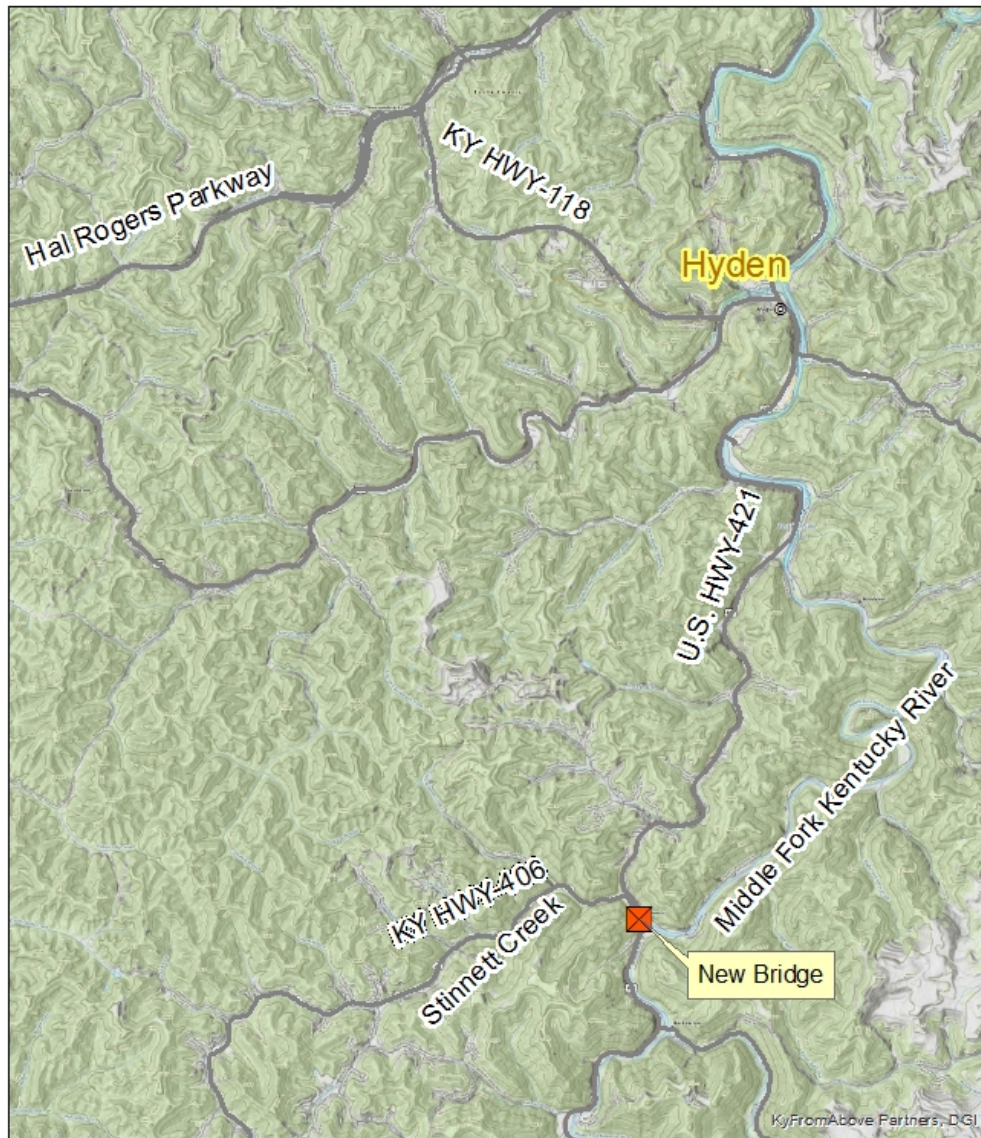
Station-Location	Description
110+00	Begin realignment bridge construction. This bridge will span Stinnett Creek about 50 feet to the west of the current bridge crossing. This new bridge will not result in permanent loss to the stream as piles will be driven



Kentucky Transportation  
Cabinet Project: 11-1078.00

Station-Location	Description
	along the stream edge outside the ordinary high water mark, as will crushed aggregate for slope protection. This is temporary impact only.
110+00	Removal of double barrel box culvert that has served to bridge US Hwy-421. This will include temporary impact to Stinnett Creek during removal, and the subsequent grading and revegetation of the banks.
111+93	Replacement of a 24-in × 50-ft pipe by same. This is a previously permitted impact.

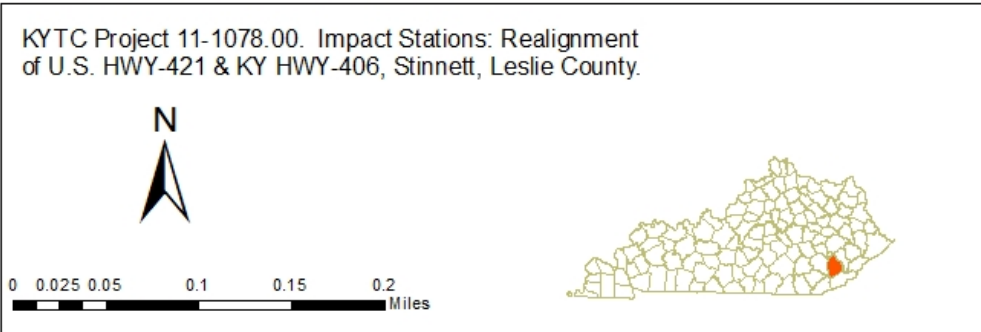
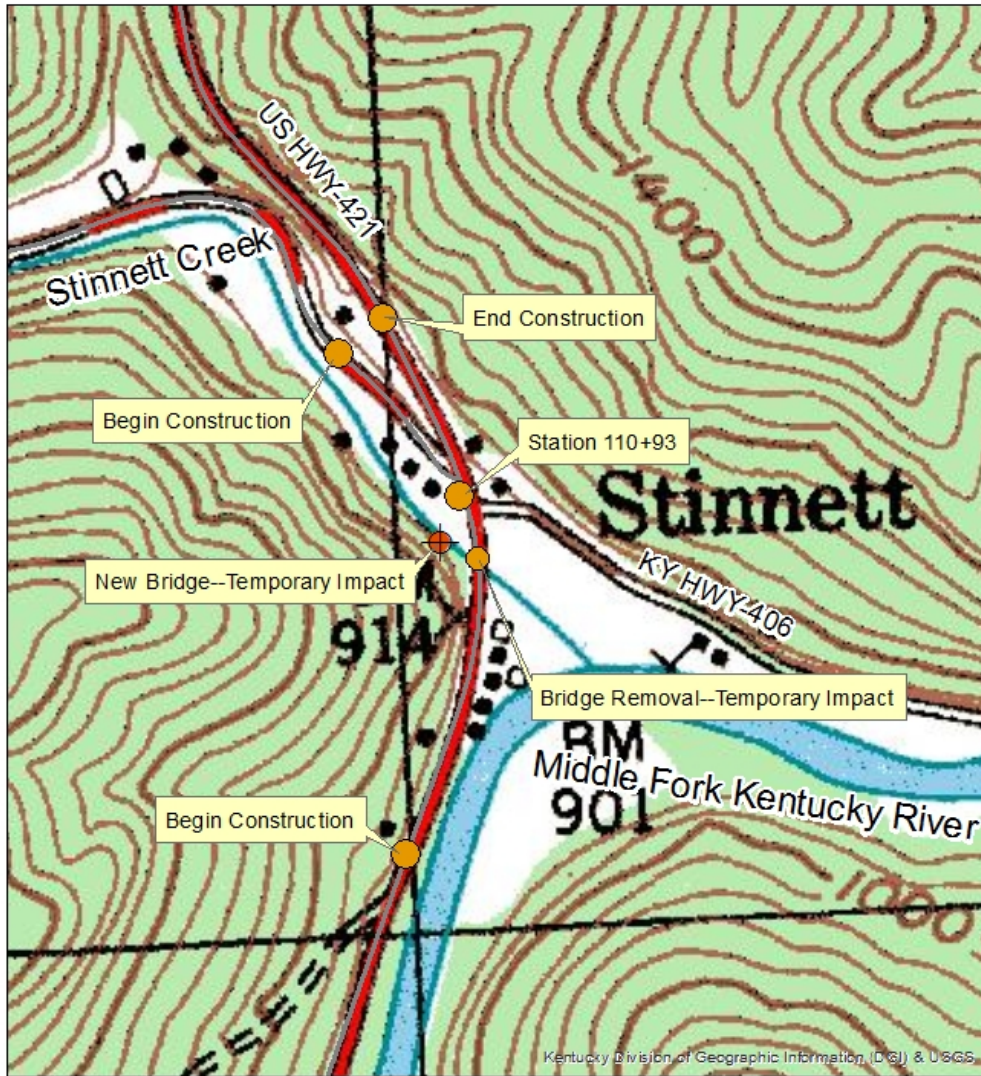
Kentucky Transportation  
Cabinet Project: 11-1078.00



Location of KYTC Project 11-1078.00 -  
U.S. HWY-421 & KY HWY-406 Realignment  
and Bridge, Stinnett, Leslie County.



Kentucky Transportation  
Cabinet Project: 11-1078.00



Kentucky Transportation  
Cabinet Project: 11-1078.00

This project involves work near and/or within Jurisdictional Waters of the United States as defined by the U. S. Army Corps of Engineers; therefore, requiring a Nationwide Number 14 General Section 404 permit. The Division of Water conditionally certified this General Permit. Importantly, one of those conditions regards the use of heavy equipment in any stream channel, or streambed. If there is need to cross the stream channel with heavy equipment, or conduct work within the stream channel, a work platform or temporary crossing, is authorized. This should be constructed with clean rock (preferably sandstone or granite east of a line stretching from the McCreary-Wayne County line to the southwest, northeasterly to Lewis-Greenup County line), and sufficient pipe to allow stream flow to continue, unimpeded (refer to the attached standard drawing for low-water crossings at end of the document). Other conditions may be found under the heading, *General Certification—Nationwide Permit # 14 Linear Transportation Projects*.

In order for this authorization to be valid, the attached conditions must be followed. The contractor shall post a copy of this Nationwide Number 14 Approval in a conspicuous location at the project site, for the duration of the construction, and comply with the general conditions as required.

To more readily expedite construction, the contractor may elect to alter the design, or perform the work in a manner different from what was originally proposed and specified. Prior to commencing such alternative work, the contractor shall obtain written permission from the Division of Construction and the Kentucky Transportation Cabinet, Division of Environmental Analysis. If such changes necessitate further permitting, then the contractor will be responsible for applying to the U. S. Army Corps of Engineers and the Kentucky Division of Water. A copy of any request to the Corps of Engineers or Division of Water to alter this proposal and subsequent responses shall be forwarded to the Division of Environmental Analysis, DA Permit Coordinator, for office records and for informational purposes.

# Public Notice



**US Army Corps  
of Engineers**  
Louisville District ®

Public Notice No.  
LRL-2016-00006

Expiration Date:  
18 MAR 2022

Please address all comments and inquiries to:  
U.S. Army Corps of Engineers, Louisville District  
ATTN: Ms. Meagan Knuckles, CELRL-RDS  
P.O. Box 59  
Louisville, Kentucky 40201-0059

Phone: (502) 315-6709

## **PUBLIC NOTICE ANNOUNCING REGIONAL CONDITIONS AND WATER QUALITY CERTIFICATIONS FOR NATIONWIDE PERMITS**

On January 6, 2017, the U.S. Army Corps of Engineers (Corps) published a notice in the *Federal Register* (82 FR 1860) announcing the reissuance of all 50 existing Nationwide Permits (NWP), general conditions, and definitions with some modifications. The Corps also issued two new NWPs, one new general condition, and five new definitions. The NWPs became effective on March 19, 2017, and will expire on March 18, 2022.

On March 17, 2017, the Great Lakes and Ohio River Division (LRD) Engineer approved Regional Conditions for the NWPs in Kentucky. These conditions apply to all activities authorized by NWPs. Regional Conditions provide additional protection for the aquatic environment by ensuring that the NWPs authorize only those activities with minimal adverse effects on the aquatic environment. The Regional Conditions for Kentucky are attached to this public notice. Additionally, the Louisville District has posted the Regional Conditions for the NWPs on its Internet home page at: <http://www.lrl.usace.army.mil/Missions/Regulatory/Obtain-a-Permit/Nationwide/>

The Kentucky Division of Water (KDOW) denied the 401 Water Quality Certification (WQC) for NWPs 16, 17, 32, 38, 43, 44, 52, 53 and 54. An individual 401 WQC from KDOW will be required for any project authorized by one of the NWPs with a 401 WQC denial. The KDOW conditioned the 401 WQC for NWPs 3, 5, 7, 12, 13, 14, 15, 18, 19, 21, 23, 25, 27, 29, 30, 31, 33, 36, 37, 39, 42, 45, 46, 49, 50, and 51. An individual 401 WQC will be required by KDOW under certain conditions. The full text of the Water Quality Certifications issued by KDOW is available on the Louisville District website at the link listed above.

Questions concerning implementation of the new and modified NWPs and conditions or the Corps Regional Conditions should be sent to the Louisville District, Corps of Engineers, ATTN: Ms. Meagan Knuckles, CELRL-RDS, P.O. Box 59, Louisville, Kentucky 40201-0059.

### **2017 Nationwide Permits Regional and Permit-Specific Conditions COMMONWEALTH OF KENTUCKY**

These regional conditions are in addition to, but do not supersede, the requirements in the Federal Register (Volume 82, No. 4 of January 6, 2017, pp 1860).

Regulatory Division  
Public Notice No. LRL-2016-00006

Notifications for all Nationwide Permits (NWP) shall be in accordance with General Condition No. 32.

1. For activities that would impact Outstanding State or National Resource Waters (OSNRWs), Exceptional Waters (EWs), Coldwater Aquatic Habitat Waters (CAHs) under the Endangered Species Act for the NWP listed below, a Pre-Construction Notification (PCN) will be required to the Corps. The Corps will coordinate with the appropriate resource agencies (see attached list) on these NWP (Section 404 activities), for impacts to these waters.

- NWP 3 (Maintenance)
- NWP 4 (Fish and Wildlife Harvesting, Enhancement, and Attraction Devices and Activities)
- NWP 5 (Scientific Measurement Devices)
- NWP 6 (Survey Activities)
- NWP 7 (Outfall Structures and Associated Intake Structures)
- NWP 12 (Utility Line Activities)
- NWP 13 (Bank Stabilization)
- NWP 14 (Linear Transportation Projects)
- NWP 15 (U.S. Coast Guard Approved Bridges)
- NWP 16 (Return Water from Upland Contained Disposal Areas)
- NWP 17 (Hydropower Projects)
- NWP 18 (Minor Discharges)
- NWP 19 (Minor Dredging)
- NWP 20 (Response Operations for Oil or Hazardous Substances)
- NWP 21 (Surface Coal Mining Activities)
- NWP 22 (Removal of Vessels)
- NWP 23 (Approved Categorical Exclusions)
- NWP 25 (Structural Discharges)
- NWP 27 (Aquatic Habitat Restoration, Establishment, and Enhancement Activities)
- NWP 29 (Residential Developments)
- NWP 30 (Moist Soil Management for Wildlife)
- NWP 31 (Maintenance of Existing Flood Control Facilities)
- NWP 32 (Completed Enforcement Actions)
- NWP 33 (Temporary Construction, Access, and Dewatering)
- NWP 34 (Cranberry Production Activities)
- NWP 36 (Boat Ramps)
- NWP 37 (Emergency Watershed Protection and Rehabilitation)
- NWP 38 (Cleanup of Hazardous and Toxic Waste)
- NWP 39 (Commercial and Institutional Developments)
- NWP 40 (Agricultural Activities)
- NWP 41 (Reshaping Existing Drainage Ditches)
- NWP 42 (Recreational Facilities)
- NWP 43 (Stormwater Management Facilities)
- NWP 44 (Mining Activities)
- NWP 45 (Repair of Uplands Damaged by Discrete Events)

Regulatory Division  
Public Notice No. LRL-2016-00006

- NWP 46 (Discharges in Ditches)
- NWP 48 (Commercial Shellfish Aquaculture Activities)
- NWP 49 (Coal Remining Activities)
- NWP 50 (Underground Coal Mining Activities)
- NWP 51 (Land-Based Renewable Energy Generation Facilities)
- NWP 52 (Water-Based Renewable Energy Generation Pilot Projects)
- NWP 53 (Removal of Low-Head Dams)
- NWP 54 (Living Shorelines)

2. In addition to the notification and agency coordination requirements in the NWPs, for impacts greater than 0.25 acres in all “waters of the U.S.” for the NWPs listed below, a PCN will be required to the Corps. The Corps will coordinate with the appropriate resource agencies (see attached list) on these NWPs:

- NWP 3 (Maintenance)
- NWP 7 (Outfall Structures and Associated Intake Structures)
- NWP 12 (Utility Line Activities)
- NWP 14 (Linear Transportation Projects)
- NWP 29 (Residential Developments)
- NWP 39 (Commercial and Institutional Developments)
- NWP 40 (Agricultural Activities)
- NWP 41 (Reshaping Existing Drainage Ditches)
- NWP 42 (Recreational Facilities)
- NWP 43 (Stormwater Management Facilities)
- NWP 44 (Mining Activities)
- NWP 51 (Land-Based Renewable Energy Generation Facilities)
- NWP 52 (Water-Based Renewable Energy Generation Pilot Projects)
- NWP 53 (Removal of Low-Head Dams)

3. For activities in all “waters of the U.S.” for the NWPs listed below, a PCN will be required to the Corps. The Corps will coordinate with the appropriate resource agencies (see attached list) on these NWPs:

- NWP 21 (Surface Coal Mining Activities)
- NWP 27 (Aquatic Habitat Restoration, Establishment & Enhancement Activities)
- NWP 49 (Coal Remining Activities)
- NWP 50 (Underground Coal Mining Activities)

4. Nationwide Permit No. 14 – Linear Transportation Projects.

- (a) New road alignments or realignments are limited to a permanent loss of 500 linear feet of intermittent or perennial stream length at each crossing. Road crossings with permanent losses greater than 500 linear feet of intermittent or perennial stream associated with new alignments or realignments will be evaluated as an individual permit (i.e., a Letter of Permission or as a Standard Individual Permit).

Regulatory Division  
Public Notice No. LRL-2016-00006

- (b) In addition to the notification requirements contained in NWP 14, the permittee must submit a PCN to the district engineer prior to commencing the activity for the permanent loss of greater than 300 feet of ephemeral, intermittent and perennial stream of all “waters of the U.S.” (See General Condition 32 and the definition of "loss of waters of the United States" in the Nationwide Permits for further information.)
5. Notification in accordance with General Condition 32 is required to the Corps for all activities which are subject to jurisdiction under Section 10 of the Rivers and Harbors Act of 1899 (33 U.S.C. 403).
  6. All applications are required as both a paper copy and in an electronic media format, including electronic mail or compact disc.
  7. For all activities, the applicant shall review the U.S. Fish and Wildlife Service’s IPaC website: <http://ecos.fws.gov/ipac> to determine if the activity might affect threatened and/or endangered species or designated critical habitat. If federally-listed species or designated critical habitat are identified, a PCN in accordance with General Condition 18 and 32 would be triggered and the official species list generated from the IPaC website must be submitted with the PCN.

Further information:

Outstanding State or National Resource Water (OSNRWs), Exceptional Waters (EWs), and Coldwater Aquatic Habitat Waters (CAHs) are waters designated by the Commonwealth of Kentucky, Natural Resources and Environmental Protection Cabinet. The list can be found at the following link: <http://eppcapp.ky.gov/spwaters/>

Information on Pre-Construction Notification (PCN) can be found at NWP General Condition No. 32 in the Federal Register (Volume 81, No. 105 of June 1, 2017, pp 35211).



Regulatory Division  
Public Notice No. LRL-2016-00006

**COORDINATING RESOURCE AGENCIES**

Chief, Wetlands Regulatory Section  
U.S. Environmental Protection Agency  
Region IV  
Atlanta Federal Center  
61 Forsyth Street, SW  
Atlanta, Georgia 30303

Supervisor  
U.S. Fish & Wildlife Service  
JC Watts Federal Building, Room 265  
330 West Broadway  
Frankfort, Kentucky 40601

Supervisor  
401 Water Quality Certification  
Kentucky Division of Water  
300 Sower Boulevard, 3<sup>rd</sup> Floor  
Frankfort, Kentucky 40601

Commissioner  
Department of Fish and Wildlife Resources  
#1 Game Farm Road  
Frankfort, Kentucky 40601

Executive Director and State Historic Preservation Officer  
Kentucky Heritage Council  
300 Washington Street  
Frankfort, Kentucky 40601

**ADDITIONAL COORDINATING RESOURCE AGENCY**  
**FOR NWPS 21, 49, AND 50**

Kentucky Department for Natural Resources  
Division of Mine Permits  
300 Sower Boulevard  
Frankfort, Kentucky 40601

## 2017 Nationwide Permit

14. Linear Transportation Projects. Activities required for crossings of waters of the United States associated with the construction, expansion, modification, or improvement of linear transportation projects (e.g., roads, highways, railways, trails, airport runways, and taxiways) in waters of the United States. For linear transportation projects in non-tidal waters, the discharge cannot cause the loss of greater than 1/2-acre of waters of the United States. For linear transportation projects in tidal waters, the discharge cannot cause the loss of greater than 1/3-acre of waters of the United States. Any stream channel modification, including bank stabilization, is limited to the minimum necessary to construct or protect the linear transportation project; such modifications must be in the immediate vicinity of the project.

This NWP also authorizes temporary structures, fills, and work, including the use of temporary mats, necessary to construct the linear transportation project. Appropriate measures must be taken to maintain normal downstream flows and minimize flooding to the maximum extent practicable, when temporary structures, work, and discharges, including cofferdams, are necessary for construction activities, access fills, or dewatering of construction sites. Temporary fills must consist of materials, and be placed in a manner, that will not be eroded by expected high flows. Temporary fills must be removed in their entirety and the affected areas returned to pre-construction elevations. The areas affected by temporary fills must be revegetated, as appropriate.

This NWP cannot be used to authorize non-linear features commonly associated with transportation projects, such as vehicle maintenance or storage buildings, parking lots, train stations, or aircraft hangars.

Notification: The permittee must submit a pre-construction notification to the district engineer prior to commencing the activity if: (1) the loss of waters of the United States exceeds 1/10-acre; or (2) there is a discharge in a special aquatic site, including wetlands. (See general condition 32.) (Authorities: Sections 10 and 404)

Note 1: For linear transportation projects crossing a single waterbody more than one time at separate and distant locations, or multiple waterbodies at separate and distant locations, each crossing is considered a single and complete project for purposes of NWP authorization. Linear transportation projects must comply with 33 CFR 330.6(d).

Note 2: Some discharges for the construction of farm roads or forest roads, or temporary roads for moving mining equipment, may qualify for an exemption under section 404(f) of the Clean Water Act (see 33 CFR 323.4).

Note 3: For NWP 14 activities that require pre-construction notification, the PCN must include any other NWP(s), regional general permit(s), or individual permit(s) used or intended to be used to authorize any part of the proposed project or any related activity, including other separate and distant crossings that require Department of the Army authorization but do not require pre-construction notification (see paragraph (b) of general condition 32). The district engineer will evaluate the PCN in accordance with Section D, "District Engineer's Decision." The district engineer may require mitigation to

ensure that the authorized activity results in no more than minimal individual and cumulative adverse environmental effects (see general condition 23).

## 2017 Nationwide Permit General Conditions

Note: To qualify for NWP authorization, the prospective permittee must comply with the following general conditions, as applicable, in addition to any regional or case-specific conditions imposed by the division engineer or district engineer. Prospective permittees should contact the appropriate Corps district office to determine if regional conditions have been imposed on an NWP. Prospective permittees should also contact the appropriate Corps district office to determine the status of Clean Water Act Section 401 water quality certification and/or Coastal Zone Management Act consistency for an NWP. Every person who may wish to obtain permit authorization under one or more NWPs, or who is currently relying on an existing or prior permit authorization under one or more NWPs, has been and is on notice that all of the provisions of 33 CFR 330.1 through 330.6 apply to every NWP authorization. Note especially 33 CFR 330.5 relating to the modification, suspension, or revocation of any NWP authorization.

1. Navigation. (a) No activity may cause more than a minimal adverse effect on navigation.

(b) Any safety lights and signals prescribed by the U.S. Coast Guard, through regulations or otherwise, must be installed and maintained at the permittee's expense on authorized facilities in navigable waters of the United States.

(c) The permittee understands and agrees that, if future operations by the United States require the removal, relocation, or other alteration, of the structure or work herein authorized, or if, in the opinion of the Secretary of the Army or his authorized representative, said structure or work shall cause unreasonable obstruction to the free navigation of the navigable waters, the permittee will be required, upon due notice from the Corps of Engineers, to remove, relocate, or alter the structural work or obstructions caused thereby, without expense to the United States. No claim shall be made against the United States on account of any such removal or alteration.

2. Aquatic Life Movements. No activity may substantially disrupt the necessary life cycle movements of those species of aquatic life indigenous to the waterbody, including those species that normally migrate through the area, unless the activity's primary purpose is to impound water. All permanent and temporary crossings of waterbodies shall be suitably culverted, bridged, or otherwise designed and constructed to maintain low flows to sustain the movement of those aquatic species. If a bottomless culvert cannot be used, then the crossing should be designed and constructed to minimize adverse effects to aquatic life movements.

3. Spawning Areas. Activities in spawning areas during spawning seasons must be avoided to the maximum extent practicable. Activities that result in the physical destruction (e.g., through excavation, fill, or downstream smothering by substantial turbidity) of an important spawning area are not authorized.

4. Migratory Bird Breeding Areas. Activities in waters of the United States that serve as breeding areas for migratory birds must be avoided to the maximum extent practicable.

5. Shellfish Beds. No activity may occur in areas of concentrated shellfish populations, unless the activity is directly related to a shellfish harvesting activity authorized by NWP 4 and 48, or is a shellfish seeding or habitat restoration activity authorized by NWP 27.

6. Suitable Material. No activity may use unsuitable material (e.g., trash, debris, car bodies, asphalt, etc.). Material used for construction or discharged must be free from toxic pollutants in toxic amounts (see section 307 of the Clean Water Act).

7. Water Supply Intakes. No activity may occur in the proximity of a public water supply intake, except where the activity is for the repair or improvement of public water supply intake structures or adjacent bank stabilization.

8. Adverse Effects From Impoundments. If the activity creates an impoundment of water, adverse effects to the aquatic system due to accelerating the passage of water, and/or restricting its flow must be minimized to the maximum extent practicable.

9. Management of Water Flows. To the maximum extent practicable, the pre-construction course, condition, capacity, and location of open waters must be maintained for each activity, including stream channelization, storm water management activities, and temporary and permanent road crossings, except as provided below. The activity must be constructed to withstand expected high flows. The activity must not restrict or impede the passage of normal or high flows, unless the primary purpose of the activity is to impound water or manage high flows. The activity may alter the pre-construction course, condition, capacity, and location of open waters if it benefits the aquatic environment (e.g., stream restoration or relocation activities).

10. Fills Within 100-Year Floodplains. The activity must comply with applicable FEMA-approved state or local floodplain management requirements.

11. Equipment. Heavy equipment working in wetlands or mudflats must be placed on mats, or other measures must be taken to minimize soil disturbance.

12. Soil Erosion and Sediment Controls. Appropriate soil erosion and sediment controls must be used and maintained in effective operating condition during construction, and all exposed soil and other fills, as well as any work below the ordinary high water mark or high tide line, must be permanently stabilized at the earliest practicable date. Permittees are encouraged to perform work within waters of the United States during periods of low-flow or no-flow, or during low tides.

13. Removal of Temporary Fills. Temporary fills must be removed in their entirety and the affected areas returned to pre-construction elevations. The affected areas must be revegetated, as appropriate.

14. Proper Maintenance. Any authorized structure or fill shall be properly maintained, including maintenance to ensure public safety and compliance with applicable NWP general conditions, as well as any activity-specific conditions added by the district engineer to an NWP authorization.

15. Single and Complete Project. The activity must be a single and complete project. The same NWP cannot be used more than once for the same single and complete project.

16. Wild and Scenic Rivers. (a) No NWP activity may occur in a component of the National Wild and Scenic River System, or in a river officially designated by Congress as a "study river" for possible inclusion in the system while the river is in an official study status, unless the appropriate Federal agency with direct management responsibility for such river, has determined in writing that the proposed activity will not adversely affect the Wild and Scenic River designation or study status.

(b) If a proposed NWP activity will occur in a component of the National Wild and Scenic River System, or in a river officially designated by Congress as a "study river" for possible inclusion in the system while the river is in an official study status, the permittee must submit a pre-construction notification (see general condition 32). The district engineer will coordinate the PCN with the Federal agency with direct management responsibility for that river. The permittee shall not begin the NWP activity until notified by the district engineer that the Federal agency with direct management responsibility for that river has determined in writing that the proposed NWP activity will not adversely affect the Wild and Scenic River designation or study status.

(c) Information on Wild and Scenic Rivers may be obtained from the appropriate Federal land management agency responsible for the designated Wild and Scenic River or study river (e.g., National Park Service, U.S. Forest Service, Bureau of Land Management, U.S. Fish and Wildlife Service). Information on these rivers is also available at: <http://www.rivers.gov/>.

17. Tribal Rights. No NWP activity may cause more than minimal adverse effects on tribal rights (including treaty rights), protected tribal resources, or tribal lands.

18. Endangered Species. (a) No activity is authorized under any NWP which is likely to directly or indirectly jeopardize the continued existence of a threatened or endangered species or a species proposed for such designation, as identified under the Federal Endangered Species Act (ESA), or which will directly or indirectly destroy or adversely modify the critical habitat of such species. No activity is authorized under any NWP which “may affect” a listed species or critical habitat, unless ESA section 7 consultation addressing the effects of the proposed activity has been completed. Direct effects are the immediate effects on listed species and critical habitat caused by the NWP activity. Indirect effects are those effects on listed species and critical habitat that are caused by the NWP activity and are later in time, but still are reasonably certain to occur.

(b) Federal agencies should follow their own procedures for complying with the requirements of the ESA. If pre-construction notification is required for the proposed activity, the Federal permittee must provide the district engineer with the appropriate documentation to demonstrate compliance with those requirements. The district engineer will verify that the appropriate documentation has been submitted. If the appropriate documentation has not been submitted, additional ESA section 7 consultation may be necessary for the activity and the respective federal agency would be responsible for fulfilling its obligation under section 7 of the ESA.

(c) Non-federal permittees must submit a pre-construction notification to the district engineer if any listed species or designated critical habitat might be affected or is in the vicinity of the activity, or if the activity is located in designated critical habitat, and shall not begin work on the activity until notified by the district engineer that the requirements of the ESA have been satisfied and that the activity is authorized. For activities that might affect Federally-listed endangered or threatened species or designated critical habitat, the pre-construction notification must include the name(s) of the endangered or threatened species that might be affected by the proposed activity or that utilize the designated critical habitat that might be affected by the proposed activity. The district engineer will determine whether the proposed activity “may affect” or will have “no effect” to listed species and designated critical habitat and will notify the non-Federal applicant of the Corps’ determination within 45 days of receipt of a complete pre-construction notification. In cases where the non-Federal applicant has identified listed species or critical habitat that might be affected or is in the vicinity of the activity, and has so notified the Corps, the applicant shall not begin work until the Corps has provided notification that the proposed activity will have “no effect” on listed species or critical habitat, or until ESA section 7 consultation has been completed. If the non-Federal applicant has not heard back from the Corps within 45 days, the applicant must still wait for notification from the Corps.

(d) As a result of formal or informal consultation with the FWS or NMFS the district engineer may add species-specific permit conditions to the NWPs.

(e) Authorization of an activity by an NWP does not authorize the “take” of a threatened or endangered species as defined under the ESA. In the absence of separate authorization (e.g., an ESA Section 10 Permit, a Biological Opinion with “incidental take” provisions, etc.) from the FWS or the NMFS, the Endangered Species Act prohibits any person subject to the jurisdiction of the United States to take a listed species, where “take” means to harass, harm, pursue, hunt, shoot, wound, kill, trap, capture, or collect, or to attempt to engage in any such conduct. The word “harm” in the definition of “take” means an act which actually kills or injures wildlife. Such an act may include significant habitat modification or degradation where it actually kills or injures wildlife by significantly impairing essential behavioral patterns, including breeding, feeding or sheltering.

(f) If the non-federal permittee has a valid ESA section 10(a)(1)(B) incidental take permit with an approved Habitat Conservation Plan for a project or a group of projects that includes the proposed NWP activity, the non-federal applicant should provide a copy of that ESA section 10(a)(1)(B) permit with the PCN required by paragraph (c) of this general condition. The district engineer will coordinate with the agency that issued the ESA section 10(a)(1)(B) permit to determine whether the proposed NWP activity and the associated incidental take were considered in the internal ESA section 7 consultation conducted for the ESA section 10(a)(1)(B) permit. If that coordination results in concurrence from the agency that the proposed NWP activity and the associated incidental take were considered in the internal ESA section 7 consultation for the ESA section 10(a)(1)(B) permit, the district engineer does not need to conduct a separate ESA section 7 consultation for the proposed NWP activity. The district engineer will notify the non-federal applicant within 45 days of receipt of a complete pre-construction notification whether the ESA section 10(a)(1)(B) permit covers the proposed NWP activity or whether additional ESA section 7 consultation is required.

(g) Information on the location of threatened and endangered species and their critical habitat can be obtained directly from the offices of the FWS and NMFS or their world wide web pages at <http://www.fws.gov/> or <http://www.fws.gov/ipac> and <http://www.nmfs.noaa.gov/pr/species/esa/> respectively.

19. Migratory Birds and Bald and Golden Eagles. The permittee is responsible for ensuring their action complies with the Migratory Bird Treaty Act and the Bald and Golden Eagle Protection Act. The permittee is responsible for contacting appropriate local office of the U.S. Fish and Wildlife Service to determine applicable measures to reduce impacts to migratory birds or eagles, including whether “incidental take” permits are necessary and available under the Migratory Bird Treaty Act or Bald and Golden Eagle Protection Act for a particular activity.

20. Historic Properties. (a) In cases where the district engineer determines that the activity may have the potential to cause effects to properties listed, or eligible for listing, in the National Register of Historic Places, the activity is not authorized, until the requirements of Section 106 of the National Historic Preservation Act (NHPA) have been satisfied.



(b) Federal permittees should follow their own procedures for complying with the requirements of section 106 of the National Historic Preservation Act. If pre-construction notification is required for the proposed NWP activity, the Federal permittee must provide the district engineer with the appropriate documentation to demonstrate compliance with those requirements. The district engineer will verify that the appropriate documentation has been submitted. If the appropriate documentation is not submitted, then additional consultation under section 106 may be necessary. The respective federal agency is responsible for fulfilling its obligation to comply with section 106.

(c) Non-federal permittees must submit a pre-construction notification to the district engineer if the NWP activity might have the potential to cause effects to any historic properties listed on, determined to be eligible for listing on, or potentially eligible for listing on the National Register of Historic Places, including previously unidentified properties. For such activities, the pre-construction notification must state which historic properties might have the potential to be affected by the proposed NWP activity or include a vicinity map indicating the location of the historic properties or the potential for the presence of historic properties. Assistance regarding information on the location of, or potential for, the presence of historic properties can be sought from the State Historic Preservation Officer, Tribal Historic Preservation Officer, or designated tribal representative, as appropriate, and the National Register of Historic Places (see 33 CFR 330.4(g)). When reviewing pre-construction notifications, district engineers will comply with the current procedures for addressing the requirements of section 106 of the National Historic Preservation Act. The district engineer shall make a reasonable and good faith effort to carry out appropriate identification efforts, which may include background research, consultation, oral history interviews, sample field investigation, and field survey. Based on the information submitted in the PCN and these identification efforts, the district engineer shall determine whether the proposed NWP activity has the potential to cause effects on the historic properties. Section 106 consultation is not required when the district engineer determines that the activity does not have the potential to cause effects on historic properties (see 36 CFR 800.3(a)). Section 106 consultation is required when the district engineer determines that the activity has the potential to cause effects on historic properties. The district engineer will conduct consultation with consulting parties identified under 36 CFR 800.2(c) when he or she makes any of the following effect determinations for the purposes of section 106 of the NHPA: no historic properties affected, no adverse effect, or adverse effect. Where the non-Federal applicant has identified historic properties on which the activity might have the potential to cause effects and so notified the Corps, the non-Federal applicant shall not begin the activity until notified by the district engineer either that the activity has no potential to cause effects to historic properties or that NHPA section 106 consultation has been completed.

(d) For non-federal permittees, the district engineer will notify the prospective permittee within 45 days of receipt of a complete pre-construction notification whether NHPA section 106 consultation is required. If NHPA section 106 consultation is required, the district engineer will notify the non-Federal applicant that he or she cannot

begin the activity until section 106 consultation is completed. If the non-Federal applicant has not heard back from the Corps within 45 days, the applicant must still wait for notification from the Corps.

(e) Prospective permittees should be aware that section 110k of the NHPA (54 U.S.C. 306113) prevents the Corps from granting a permit or other assistance to an applicant who, with intent to avoid the requirements of section 106 of the NHPA, has intentionally significantly adversely affected a historic property to which the permit would relate, or having legal power to prevent it, allowed such significant adverse effect to occur, unless the Corps, after consultation with the Advisory Council on Historic Preservation (ACHP), determines that circumstances justify granting such assistance despite the adverse effect created or permitted by the applicant. If circumstances justify granting the assistance, the Corps is required to notify the ACHP and provide documentation specifying the circumstances, the degree of damage to the integrity of any historic properties affected, and proposed mitigation. This documentation must include any views obtained from the applicant, SHPO/THPO, appropriate Indian tribes if the undertaking occurs on or affects historic properties on tribal lands or affects properties of interest to those tribes, and other parties known to have a legitimate interest in the impacts to the permitted activity on historic properties.

21. Discovery of Previously Unknown Remains and Artifacts. If you discover any previously unknown historic, cultural or archeological remains and artifacts while accomplishing the activity authorized by this permit, you must immediately notify the district engineer of what you have found, and to the maximum extent practicable, avoid construction activities that may affect the remains and artifacts until the required coordination has been completed. The district engineer will initiate the Federal, Tribal, and state coordination required to determine if the items or remains warrant a recovery effort or if the site is eligible for listing in the National Register of Historic Places.

22. Designated Critical Resource Waters. Critical resource waters include, NOAA-managed marine sanctuaries and marine monuments, and National Estuarine Research Reserves. The district engineer may designate, after notice and opportunity for public comment, additional waters officially designated by a state as having particular environmental or ecological significance, such as outstanding national resource waters or state natural heritage sites. The district engineer may also designate additional critical resource waters after notice and opportunity for public comment.

(a) Discharges of dredged or fill material into waters of the United States are not authorized by NWPs 7, 12, 14, 16, 17, 21, 29, 31, 35, 39, 40, 42, 43, 44, 49, 50, 51, and 52 for any activity within, or directly affecting, critical resource waters, including wetlands adjacent to such waters.

(b) For NWPs 3, 8, 10, 13, 15, 18, 19, 22, 23, 25, 27, 28, 30, 33, 34, 36, 37, 38, and 54, notification is required in accordance with general condition 32, for any activity proposed in the designated critical resource waters including wetlands adjacent to those

waters. The district engineer may authorize activities under these NWP's only after it is determined that the impacts to the critical resource waters will be no more than minimal.

23. Mitigation. The district engineer will consider the following factors when determining appropriate and practicable mitigation necessary to ensure that the individual and cumulative adverse environmental effects are no more than minimal:

(a) The activity must be designed and constructed to avoid and minimize adverse effects, both temporary and permanent, to waters of the United States to the maximum extent practicable at the project site (i.e., on site).

(b) Mitigation in all its forms (avoiding, minimizing, rectifying, reducing, or compensating for resource losses) will be required to the extent necessary to ensure that the individual and cumulative adverse environmental effects are no more than minimal.

(c) Compensatory mitigation at a minimum one-for-one ratio will be required for all wetland losses that exceed 1/10-acre and require pre-construction notification, unless the district engineer determines in writing that either some other form of mitigation would be more environmentally appropriate or the adverse environmental effects of the proposed activity are no more than minimal, and provides an activity-specific waiver of this requirement. For wetland losses of 1/10-acre or less that require pre-construction notification, the district engineer may determine on a case-by-case basis that compensatory mitigation is required to ensure that the activity results in only minimal adverse environmental effects.

(d) For losses of streams or other open waters that require pre-construction notification, the district engineer may require compensatory mitigation to ensure that the activity results in no more than minimal adverse environmental effects. Compensatory mitigation for losses of streams should be provided, if practicable, through stream rehabilitation, enhancement, or preservation, since streams are difficult-to-replace resources (see 33 CFR 332.3(e)(3)).

(e) Compensatory mitigation plans for NWP activities in or near streams or other open waters will normally include a requirement for the restoration or enhancement, maintenance, and legal protection (e.g., conservation easements) of riparian areas next to open waters. In some cases, the restoration or maintenance/protection of riparian areas may be the only compensatory mitigation required. Restored riparian areas should consist of native species. The width of the required riparian area will address documented water quality or aquatic habitat loss concerns. Normally, the riparian area will be 25 to 50 feet wide on each side of the stream, but the district engineer may require slightly wider riparian areas to address documented water quality or habitat loss concerns. If it is not possible to restore or maintain/protect a riparian area on both sides of a stream, or if the waterbody is a lake or coastal waters, then restoring or maintaining/protecting a riparian area along a single bank or shoreline may be sufficient. Where both wetlands and open waters exist on the project site, the district engineer will determine the appropriate compensatory mitigation (e.g., riparian areas and/or wetlands compensation) based on

what is best for the aquatic environment on a watershed basis. In cases where riparian areas are determined to be the most appropriate form of minimization or compensatory mitigation, the district engineer may waive or reduce the requirement to provide wetland compensatory mitigation for wetland losses.

(f) Compensatory mitigation projects provided to offset losses of aquatic resources must comply with the applicable provisions of 33 CFR part 332.

(1) The prospective permittee is responsible for proposing an appropriate compensatory mitigation option if compensatory mitigation is necessary to ensure that the activity results in no more than minimal adverse environmental effects. For the NWP, the preferred mechanism for providing compensatory mitigation is mitigation bank credits or in-lieu fee program credits (see 33 CFR 332.3(b)(2) and (3)). However, if an appropriate number and type of mitigation bank or in-lieu credits are not available at the time the PCN is submitted to the district engineer, the district engineer may approve the use of permittee-responsible mitigation.

(2) The amount of compensatory mitigation required by the district engineer must be sufficient to ensure that the authorized activity results in no more than minimal individual and cumulative adverse environmental effects (see 33 CFR 330.1(e)(3)). (See also 33 CFR 332.3(f)).

(3) Since the likelihood of success is greater and the impacts to potentially valuable uplands are reduced, aquatic resource restoration should be the first compensatory mitigation option considered for permittee-responsible mitigation.

(4) If permittee-responsible mitigation is the proposed option, the prospective permittee is responsible for submitting a mitigation plan. A conceptual or detailed mitigation plan may be used by the district engineer to make the decision on the NWP verification request, but a final mitigation plan that addresses the applicable requirements of 33 CFR 332.4(c)(2) through (14) must be approved by the district engineer before the permittee begins work in waters of the United States, unless the district engineer determines that prior approval of the final mitigation plan is not practicable or not necessary to ensure timely completion of the required compensatory mitigation (see 33 CFR 332.3(k)(3)).

(5) If mitigation bank or in-lieu fee program credits are the proposed option, the mitigation plan only needs to address the baseline conditions at the impact site and the number of credits to be provided.

(6) Compensatory mitigation requirements (e.g., resource type and amount to be provided as compensatory mitigation, site protection, ecological performance standards, monitoring requirements) may be addressed through conditions added to the NWP authorization, instead of components of a compensatory mitigation plan (see 33 CFR 332.4(c)(1)(ii)).

(g) Compensatory mitigation will not be used to increase the acreage losses allowed by the acreage limits of the NWPs. For example, if an NWP has an acreage limit of 1/2-acre, it cannot be used to authorize any NWP activity resulting in the loss of greater than 1/2-acre of waters of the United States, even if compensatory mitigation is provided that replaces or restores some of the lost waters. However, compensatory mitigation can and should be used, as necessary, to ensure that an NWP activity already meeting the established acreage limits also satisfies the no more than minimal impact requirement for the NWPs.

(h) Permittees may propose the use of mitigation banks, in-lieu fee programs, or permittee-responsible mitigation. When developing a compensatory mitigation proposal, the permittee must consider appropriate and practicable options consistent with the framework at 33 CFR 332.3(b). For activities resulting in the loss of marine or estuarine resources, permittee-responsible mitigation may be environmentally preferable if there are no mitigation banks or in-lieu fee programs in the area that have marine or estuarine credits available for sale or transfer to the permittee. For permittee-responsible mitigation, the special conditions of the NWP verification must clearly indicate the party or parties responsible for the implementation and performance of the compensatory mitigation project, and, if required, its long-term management.

(i) Where certain functions and services of waters of the United States are permanently adversely affected by a regulated activity, such as discharges of dredged or fill material into waters of the United States that will convert a forested or scrub-shrub wetland to a herbaceous wetland in a permanently maintained utility line right-of-way, mitigation may be required to reduce the adverse environmental effects of the activity to the no more than minimal level.

24. Safety of Impoundment Structures. To ensure that all impoundment structures are safely designed, the district engineer may require non-Federal applicants to demonstrate that the structures comply with established state dam safety criteria or have been designed by qualified persons. The district engineer may also require documentation that the design has been independently reviewed by similarly qualified persons, and appropriate modifications made to ensure safety.

25. Water Quality. Where States and authorized Tribes, or EPA where applicable, have not previously certified compliance of an NWP with CWA section 401, individual 401 Water Quality Certification must be obtained or waived (see 33 CFR 330.4(c)). The district engineer or State or Tribe may require additional water quality management measures to ensure that the authorized activity does not result in more than minimal degradation of water quality.

26. Coastal Zone Management. In coastal states where an NWP has not previously received a state coastal zone management consistency concurrence, an individual state coastal zone management consistency concurrence must be obtained, or a presumption of concurrence must occur (see 33 CFR 330.4(d)). The district engineer or a

State may require additional measures to ensure that the authorized activity is consistent with state coastal zone management requirements.

27. Regional and Case-By-Case Conditions. The activity must comply with any regional conditions that may have been added by the Division Engineer (see 33 CFR 330.4(e)) and with any case specific conditions added by the Corps or by the state, Indian Tribe, or U.S. EPA in its section 401 Water Quality Certification, or by the state in its Coastal Zone Management Act consistency determination.

28. Use of Multiple Nationwide Permits. The use of more than one NWP for a single and complete project is prohibited, except when the acreage loss of waters of the United States authorized by the NWPs does not exceed the acreage limit of the NWP with the highest specified acreage limit. For example, if a road crossing over tidal waters is constructed under NWP 14, with associated bank stabilization authorized by NWP 13, the maximum acreage loss of waters of the United States for the total project cannot exceed 1/3-acre.

29. Transfer of Nationwide Permit Verifications. If the permittee sells the property associated with a nationwide permit verification, the permittee may transfer the nationwide permit verification to the new owner by submitting a letter to the appropriate Corps district office to validate the transfer. A copy of the nationwide permit verification must be attached to the letter, and the letter must contain the following statement and signature:

“When the structures or work authorized by this nationwide permit are still in existence at the time the property is transferred, the terms and conditions of this nationwide permit, including any special conditions, will continue to be binding on the new owner(s) of the property. To validate the transfer of this nationwide permit and the associated liabilities associated with compliance with its terms and conditions, have the transferee sign and date below.”

---

(Transferee)

---

(Date)

30. Compliance Certification. Each permittee who receives an NWP verification letter from the Corps must provide a signed certification documenting completion of the authorized activity and implementation of any required compensatory mitigation. The success of any required permittee-responsible mitigation, including the achievement of ecological performance standards, will be addressed separately by the district engineer.

The Corps will provide the permittee the certification document with the NWP verification letter. The certification document will include:

(a) A statement that the authorized activity was done in accordance with the NWP authorization, including any general, regional, or activity-specific conditions;

(b) A statement that the implementation of any required compensatory mitigation was completed in accordance with the permit conditions. If credits from a mitigation bank or in-lieu fee program are used to satisfy the compensatory mitigation requirements, the certification must include the documentation required by 33 CFR 332.3(1)(3) to confirm that the permittee secured the appropriate number and resource type of credits; and

(c) The signature of the permittee certifying the completion of the activity and mitigation.

The completed certification document must be submitted to the district engineer within 30 days of completion of the authorized activity or the implementation of any required compensatory mitigation, whichever occurs later.

31. Activities Affecting Structures or Works Built by the United States. If an NWP activity also requires permission from the Corps pursuant to 33 U.S.C. 408 because it will alter or temporarily or permanently occupy or use a U.S. Army Corps of Engineers (USACE) federally authorized Civil Works project (a "USACE project"), the prospective permittee must submit a pre-construction notification. See paragraph (b)(10) of general condition 32. An activity that requires section 408 permission is not authorized by NWP until the appropriate Corps office issues the section 408 permission to alter, occupy, or use the USACE project, and the district engineer issues a written NWP verification.

32. Pre-Construction Notification. (a) Timing. Where required by the terms of the NWP, the prospective permittee must notify the district engineer by submitting a pre-construction notification (PCN) as early as possible. The district engineer must determine if the PCN is complete within 30 calendar days of the date of receipt and, if the PCN is determined to be incomplete, notify the prospective permittee within that 30 day period to request the additional information necessary to make the PCN complete. The request must specify the information needed to make the PCN complete. As a general rule, district engineers will request additional information necessary to make the PCN complete only once. However, if the prospective permittee does not provide all of the requested information, then the district engineer will notify the prospective permittee that the PCN is still incomplete and the PCN review process will not commence until all of the requested information has been received by the district engineer. The prospective permittee shall not begin the activity until either:

(1) He or she is notified in writing by the district engineer that the activity may proceed under the NWP with any special conditions imposed by the district or division engineer; or

(2) 45 calendar days have passed from the district engineer's receipt of the complete PCN and the prospective permittee has not received written notice from the district or division engineer. However, if the permittee was required to notify the Corps pursuant to general condition 18 that listed species or critical habitat might be affected or are in the vicinity of the activity, or to notify the Corps pursuant to general condition 20 that the activity might have the potential to cause effects to historic properties, the permittee cannot begin the activity until receiving written notification from the Corps that there is "no effect" on listed species or "no potential to cause effects" on historic properties, or that any consultation required under Section 7 of the Endangered Species Act (see 33 CFR 330.4(f)) and/or section 106 of the National Historic Preservation Act (see 33 CFR 330.4(g)) has been completed. Also, work cannot begin under NWPs 21, 49, or 50 until the permittee has received written approval from the Corps. If the proposed activity requires a written waiver to exceed specified limits of an NWP, the permittee may not begin the activity until the district engineer issues the waiver. If the district or division engineer notifies the permittee in writing that an individual permit is required within 45 calendar days of receipt of a complete PCN, the permittee cannot begin the activity until an individual permit has been obtained. Subsequently, the permittee's right to proceed under the NWP may be modified, suspended, or revoked only in accordance with the procedure set forth in 33 CFR 330.5(d)(2).

(b) Contents of Pre-Construction Notification: The PCN must be in writing and include the following information:

- (1) Name, address and telephone numbers of the prospective permittee;
- (2) Location of the proposed activity;
- (3) Identify the specific NWP or NWP(s) the prospective permittee wants to use to authorize the proposed activity;
- (4) A description of the proposed activity; the activity's purpose; direct and indirect adverse environmental effects the activity would cause, including the anticipated amount of loss of wetlands, other special aquatic sites, and other waters expected to result from the NWP activity, in acres, linear feet, or other appropriate unit of measure; a description of any proposed mitigation measures intended to reduce the adverse environmental effects caused by the proposed activity; and any other NWP(s), regional general permit(s), or individual permit(s) used or intended to be used to authorize any part of the proposed project or any related activity, including other separate and distant crossings for linear projects that require Department of the Army authorization but do not require pre-construction notification. The description of the proposed activity and any proposed mitigation measures should be sufficiently detailed to allow the district engineer to determine that the adverse environmental effects of the activity will be no more than minimal and to determine the need for compensatory mitigation or other mitigation measures. For single and complete linear projects, the PCN must include the quantity of anticipated losses of wetlands, other special aquatic sites, and other waters for each single and complete crossing of those wetlands, other special aquatic sites, and other



waters. Sketches should be provided when necessary to show that the activity complies with the terms of the NWP. (Sketches usually clarify the activity and when provided results in a quicker decision. Sketches should contain sufficient detail to provide an illustrative description of the proposed activity (e.g., a conceptual plan), but do not need to be detailed engineering plans);

(5) The PCN must include a delineation of wetlands, other special aquatic sites, and other waters, such as lakes and ponds, and perennial, intermittent, and ephemeral streams, on the project site. Wetland delineations must be prepared in accordance with the current method required by the Corps. The permittee may ask the Corps to delineate the special aquatic sites and other waters on the project site, but there may be a delay if the Corps does the delineation, especially if the project site is large or contains many wetlands, other special aquatic sites, and other waters. Furthermore, the 45 day period will not start until the delineation has been submitted to or completed by the Corps, as appropriate;

(6) If the proposed activity will result in the loss of greater than 1/10-acre of wetlands and a PCN is required, the prospective permittee must submit a statement describing how the mitigation requirement will be satisfied, or explaining why the adverse environmental effects are no more than minimal and why compensatory mitigation should not be required. As an alternative, the prospective permittee may submit a conceptual or detailed mitigation plan.

(7) For non-Federal permittees, if any listed species or designated critical habitat might be affected or is in the vicinity of the activity, or if the activity is located in designated critical habitat, the PCN must include the name(s) of those endangered or threatened species that might be affected by the proposed activity or utilize the designated critical habitat that might be affected by the proposed activity. For NWP activities that require pre-construction notification, Federal permittees must provide documentation demonstrating compliance with the Endangered Species Act;

(8) For non-Federal permittees, if the NWP activity might have the potential to cause effects to a historic property listed on, determined to be eligible for listing on, or potentially eligible for listing on, the National Register of Historic Places, the PCN must state which historic property might have the potential to be affected by the proposed activity or include a vicinity map indicating the location of the historic property. For NWP activities that require pre-construction notification, Federal permittees must provide documentation demonstrating compliance with section 106 of the National Historic Preservation Act;

(9) For an activity that will occur in a component of the National Wild and Scenic River System, or in a river officially designated by Congress as a "study river" for possible inclusion in the system while the river is in an official study status, the PCN must identify the Wild and Scenic River or the "study river" (see general condition 16); and

(10) For an activity that requires permission from the Corps pursuant to 33 U.S.C. 408 because it will alter or temporarily or permanently occupy or use a U.S. Army Corps of Engineers federally authorized civil works project, the pre-construction notification must include a statement confirming that the project proponent has submitted a written request for section 408 permission from the Corps office having jurisdiction over that USACE project.

(c) Form of Pre-Construction Notification: The standard individual permit application form (Form ENG 4345) may be used, but the completed application form must clearly indicate that it is an NWP PCN and must include all of the applicable information required in paragraphs (b)(1) through (10) of this general condition. A letter containing the required information may also be used. Applicants may provide electronic files of PCNs and supporting materials if the district engineer has established tools and procedures for electronic submittals.

(d) Agency Coordination: (1) The district engineer will consider any comments from Federal and state agencies concerning the proposed activity's compliance with the terms and conditions of the NWPs and the need for mitigation to reduce the activity's adverse environmental effects so that they are no more than minimal.

(2) Agency coordination is required for: (i) all NWP activities that require pre-construction notification and result in the loss of greater than 1/2-acre of waters of the United States; (ii) NWP 21, 29, 39, 40, 42, 43, 44, 50, 51, and 52 activities that require pre-construction notification and will result in the loss of greater than 300 linear feet of stream bed; (iii) NWP 13 activities in excess of 500 linear feet, fills greater than one cubic yard per running foot, or involve discharges of dredged or fill material into special aquatic sites; and (iv) NWP 54 activities in excess of 500 linear feet, or that extend into the waterbody more than 30 feet from the mean low water line in tidal waters or the ordinary high water mark in the Great Lakes.

(3) When agency coordination is required, the district engineer will immediately provide (e.g., via e-mail, facsimile transmission, overnight mail, or other expeditious manner) a copy of the complete PCN to the appropriate Federal or state offices (FWS, state natural resource or water quality agency, EPA, and, if appropriate, the NMFS). With the exception of NWP 37, these agencies will have 10 calendar days from the date the material is transmitted to notify the district engineer via telephone, facsimile transmission, or e-mail that they intend to provide substantive, site-specific comments. The comments must explain why the agency believes the adverse environmental effects will be more than minimal. If so contacted by an agency, the district engineer will wait an additional 15 calendar days before making a decision on the pre-construction notification. The district engineer will fully consider agency comments received within the specified time frame concerning the proposed activity's compliance with the terms and conditions of the NWPs, including the need for mitigation to ensure the net adverse environmental effects of the proposed activity are no more than minimal. The district engineer will provide no response to the resource agency, except as provided below. The district engineer will indicate in the administrative record associated with each pre-construction

notification that the resource agencies' concerns were considered. For NWP 37, the emergency watershed protection and rehabilitation activity may proceed immediately in cases where there is an unacceptable hazard to life or a significant loss of property or economic hardship will occur. The district engineer will consider any comments received to decide whether the NWP 37 authorization should be modified, suspended, or revoked in accordance with the procedures at 33 CFR 330.5.

(4) In cases of where the prospective permittee is not a Federal agency, the district engineer will provide a response to NMFS within 30 calendar days of receipt of any Essential Fish Habitat conservation recommendations, as required by section 305(b)(4)(B) of the Magnuson-Stevens Fishery Conservation and Management Act.

(5) Applicants are encouraged to provide the Corps with either electronic files or multiple copies of pre-construction notifications to expedite agency coordination.



MATTHEW G. BEVIN  
GOVERNOR

CHARLES G. SNAVELY  
SECRETARY

**ENERGY AND ENVIRONMENT CABINET  
DEPARTMENT FOR ENVIRONMENTAL PROTECTION**

R. BRUCE SCOTT  
COMMISSIONER

300 SOWER BOULEVARD  
FRANKFORT, KENTUCKY 40601

**General Certification--Nationwide Permit # 14  
Linear Transportation Projects**

This General Certification is issued March 19, 2017, in conformity with the requirements of Section 401 of the Clean Water Act of 1977, as amended (33 U.S.C. §1341), as well as Kentucky Statute KRS 224.16-050.

For this and all nationwide permits, the definition of surface water is as per 401 KAR 10:001 Chapter 10, Section 1(80): Surface Waters means those waters having well-defined banks and beds, either constantly or intermittently flowing; lakes and impounded waters; marshes and wetlands; and any subterranean waters flowing in well-defined channels and having a demonstrable hydrologic connection with the surface. Lagoons used for waste treatment and effluent ditches that are situated on property owned, leased, or under valid easement by a permitted discharger are not considered to be surface waters of the commonwealth.

Agricultural operations, as defined by KRS 224.71-100(1) conducting activities pursuant to KRS 224.71-100 (3), (4), (5), (6), or 10 are deemed to have certification if they are implementing an Agriculture Water Quality Plan pursuant to KRS 224.71-145.

For all other operations, the Commonwealth of Kentucky hereby certifies under Section 401 of the Clean Water Act (CWA) that it has reasonable assurances that applicable water quality standards under Kentucky Administrative Regulations Title 401, Chapter 10, established pursuant to Sections 301, 302, 304, 306 and 307 of the CWA, will not be violated for the activity covered under NATIONWIDE PERMIT 14, namely Linear Transportation Projects, provided that the following conditions are met:

1. The activity will not occur within surface waters of the Commonwealth identified by the Kentucky Division of Water as Outstanding State or National Resource Water, Cold Water Aquatic Habitat, or Exceptional Waters.
2. The activity will not occur within surface waters of the Commonwealth identified as perpetually-protected (e.g. deed restriction, conservation easement) mitigation sites.
3. The activity will impact less than 1/2 acre of wetland/marsh.

**General Certification--Nationwide Permit # 14**  
**Linear Transportation Projects**  
**Page 2**

4. The activity will impact less than 300 linear feet of surface waters of the Commonwealth. Stream realignment greater than 100 feet and in-stream stormwater detention/retention basins are not covered under this general water quality certification.
5. For complete linear transportation projects, all impacts shall not exceed a cumulative length of 500 linear feet within each Hydrologic Unit Code (HUC) 14.
6. Any crossings must be constructed in a manner that does not impede natural water flow.
7. Stream impacts covered under this General Water Quality Certification and undertaken by those persons defined as an agricultural operation under the Agricultural Water Quality Act must be completed in compliance with the Kentucky Agricultural Water Quality Plan (KWQP).
8. The Kentucky Division of Water may require submission of a formal application for an individual certification for any project if the project has been determined to likely have a significant adverse effect upon water quality or degrade the waters of the Commonwealth so that existing uses of the water body or downstream waters are precluded.
9. Activities that do not meet the conditions of this General Water Quality Certification require an Individual Section 401 Water Quality Certification.
10. Activities qualifying for coverage under this General Water Quality Certification are subject to the following conditions:
  - Projects requiring in-stream stormwater detention/retention basins shall require individual water quality certifications.
  - Erosion and sedimentation pollution control plans and Best Management Practices must be designed, installed, and maintained in effective operating condition at all times during construction activities so that violations of state water quality standards do not occur (401 KAR 10:031 Section 2 and KRS 224.70-100).
  - Sediment and erosion control measures, such as check-dams constructed of any material, silt fencing, hay bales, etc., shall not be placed within surface waters of the Commonwealth, either temporarily or permanently, without prior approval by the Kentucky Division of Water's Water Quality Certification Section. If placement of sediment and erosion control measures in surface waters is unavoidable, design and placement of temporary erosion control measures shall not be conducted in such a manner that may result in instability of streams that are adjacent to,

**General Certification--Nationwide Permit # 14**  
**Linear Transportation Projects**  
**Page 3**

upstream, or downstream of the structures. All sediment and erosion control devices shall be removed and the natural grade restored within the completion timeline of the activities.

- Measures shall be taken to prevent or control spills of fuels, lubricants, or other toxic materials used in construction from entering the watercourse.
- Removal of riparian vegetation in the utility line right-of-way shall be limited to that necessary for equipment access.
- To the maximum extent practicable, all in-stream work under this certification shall be performed under low-flow conditions.
- Heavy equipment, e.g. bulldozers, backhoes, draglines, etc., if required for this project, should not be used or operated within the stream channel. In those instances in which such in-stream work is unavoidable, then it shall be performed in such a manner and duration as to minimize turbidity and disturbance to substrates and bank or riparian vegetation.
- Any fill shall be of such composition that it will not adversely affect the biological, chemical, or physical properties of the receiving waters and/or cause violations of water quality standards. If rip-rap is utilized, it should be of such weight and size that bank stress or slump conditions will not be created because of its placement.
- If there are water supply intakes located downstream that may be affected by increased turbidity and suspended solids, the permittee shall notify the operator when such work will be done.
- Should evidence of stream pollution or jurisdictional wetland impairment and/or violations of water quality standards occur as a result of this activity (either from a spill or other forms of water pollution), the KDOW shall be notified immediately by calling (800) 928-2380.

Non-compliance with the conditions of this general certification or violation of Kentucky state water quality standards may result in civil penalties.

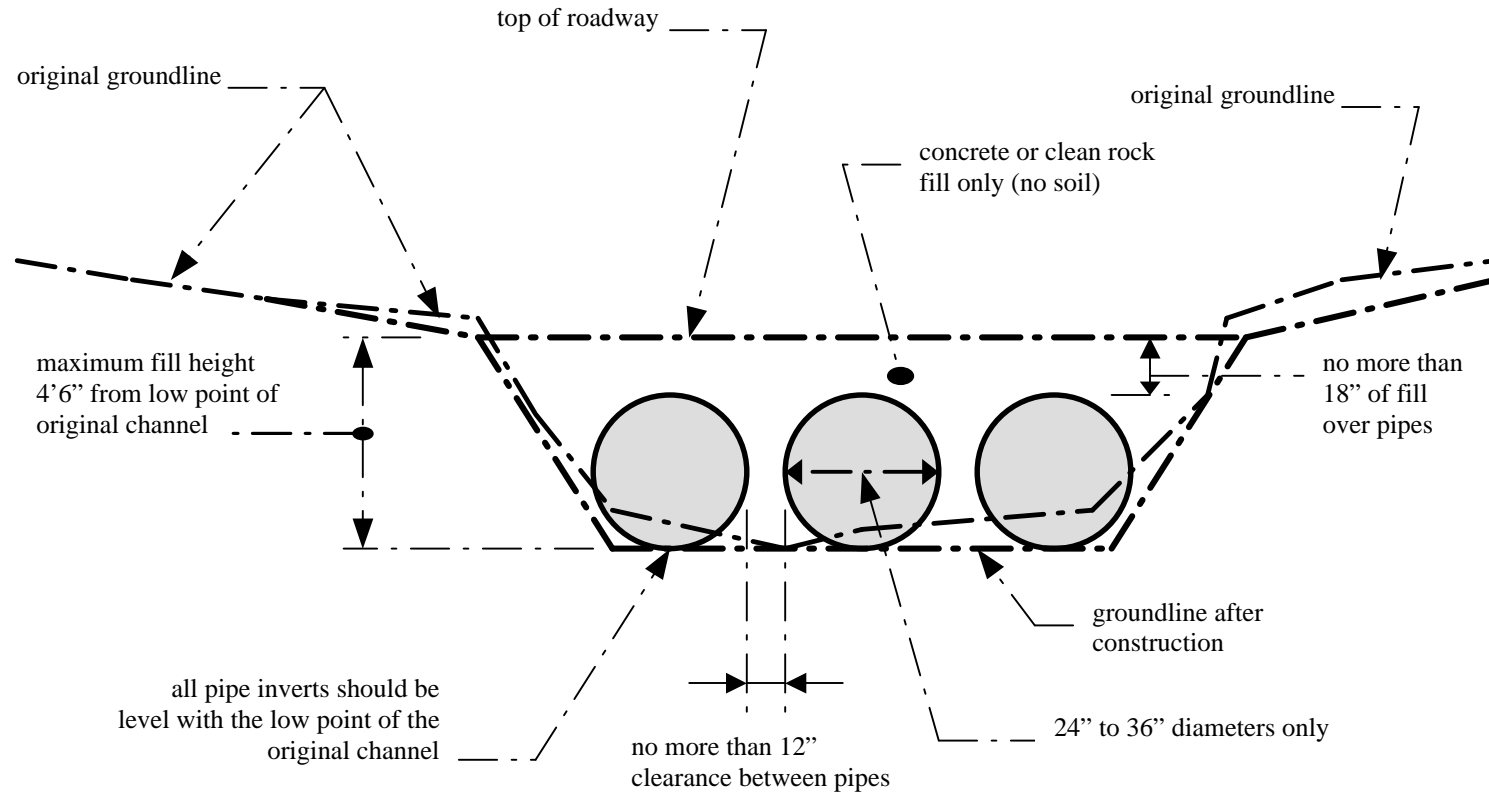
## **GENERAL CONDITIONS FOR WATER QUALITY CERTIFICATION**

1. The Kentucky Division of Water may require submission of a formal application for an Individual Certification for any project if the project has been determined to likely have a significant adverse effect upon water quality or degrade the waters of the Commonwealth so that existing uses of the water body or downstream waters are precluded.
2. Nationwide permits issued by the U.S. Army Corps of Engineers for projects in Outstanding State Resource Waters, Cold Water Aquatic Habitats, and Exceptional Waters as defined by 401 KAR 10:026 shall require individual water quality certifications.
3. Projects requiring in-stream stormwater detention/retention basins shall require individual water quality certifications.
4. Erosion and sedimentation pollution control plans and Best Management Practices must be designed, installed, and maintained in effective operating condition at all times during construction activities so that violations of state water quality standards do not occur.
5. Sediment and erosion control measures (e.g., check-dams, silt fencing, or hay bales) shall not be placed within surface waters of the Commonwealth, either temporarily or permanently, without prior approval by the Kentucky Division of Water's Water Quality Certification Section. If placement of sediment and erosion control measures in surface waters is unavoidable, placement shall not be conducted in such a manner that may cause instability of streams that are adjacent to, upstream, or downstream of the structures. All sediment and erosion control measures shall be removed and the natural grade restored prior to withdrawal from the site.
6. Measures shall be taken to prevent or control spills of fuels, lubricants, or other toxic materials used in construction from entering the watercourse.
7. To the maximum extent practicable, all in-stream work under this certification shall be performed during low flow.
8. Heavy equipment (e.g. bulldozers, backhoes, draglines, etc.), if required for this project, should not be used or operated within the stream channel. In those instances where such in-stream work is unavoidable, then it shall be performed in such a manner and duration as to minimize re-suspension of sediments and disturbance to the channel, banks, or riparian vegetation.
9. If there are water supply intakes located downstream that may be affected by increased turbidity, the permittee shall notify the operator when work will be performed.
10. Removal of existing riparian vegetation should be restricted to the minimum necessary for project construction.

11. Should stream pollution, wetland impairment, and/or violations of water quality standards occur as a result of this activity (either from a spill or other forms of water pollution), the Kentucky Division of Water shall be notified immediately by calling 800/564-2380.



## ATTACHMENT 1



### NOTES:

1. This is a conceptual drawing. The number and size of pipes and other details will vary depending on specific site conditions.
2. The pipes and backfill must be contained within the stream channel as shown above. During the construction of the approaches and access roadway across the floodplain, unstable and unconsolidated materials unsuitable for roadways may be excavated and replaced with riprap, crushed stone, or other stable road construction materials. This may only be done, however, with the following provisions: (1) the disposal of excess, unconsolidated materials thus excavated must be outside of the floodplain and (2) the finished surface of the completed road may be no more than three inches (3") above the pre-construction surface of the floodplain at any point beyond the top of banks.

## LOW-WATER CROSSING

STANDARD DRAWING  
Not to Scale

KyTC BMP Plan for Project CID ## - #####



**Kentucky Transportation Cabinet**

**Highway District 11**

**And**

\_\_\_\_\_ **(2), Construction**

**Kentucky Pollutant Discharge Elimination System  
Permit KYR10  
Best Management Practices (BMP) plan**

**Groundwater protection plan**

**For Highway Construction Activities**

**For**

**US 421 Bridge Replacement Over Stinnett Creek**

**Project: CID ## - #####**

## KyTC BMP Plan for Project CID ## - #####

### Project information

Note – (1) = Design (2) = Construction (3) = Contractor

1. Owner – Kentucky Transportation Cabinet, District 11
2. Resident Engineer: (2)
3. Contractor name: (2)  
Address: (2)  
  
Phone number: (2)  
Contact: (2)  
Contractors agent responsible for compliance with the KPDES permit requirements (3):
4. Project Control Number (2)
5. Route (Address) US 421, Stinnett, KY 40868
6. Latitude/Longitude (project mid-point) dd/mm/ss, dd/mm/ss  
37°05'24" / 83°23'44"
7. County (project mid-point) Leslie County
8. Project start date (date work will begin): (2)
9. Projected completion date: (2)

## KyTC BMP Plan for Project CID ## - #####

### A. Site description:

1. Nature of Construction Activity (from letting project description)  
**Replace bridge and approaches on US 421 over Stinnett Creek**
2. Order of major soil disturbing activities **(2) and (3)**
3. Projected volume of material to be moved **109,521 CUYD of roadway excavation**
4. Estimate of total project area (acres) **4.0 acres**
5. Estimate of area to be disturbed (acres) **4.0 acres**
6. Post construction runoff coefficient will be included in the project drainage folder. Persons needing information pertaining to the runoff coefficient will contact the resident engineer to request this information. **(2)**
7. Data describing existing soil condition **(1) & (2)**
8. Data describing existing discharge water quality (if any) **(1) & (2)**
9. Receiving water name **Stinnett Creek**
10. TMDLs and Pollutants of Concern in Receiving Waters: **Sediment**
11. Site map – Project layout sheet plus the erosion control sheets in the project plans that depict Disturbed Drainage Areas (DDAs) and related information. These sheets depict the existing project conditions with areas delineated by DDA (drainage area bounded by watershed breaks and right of way limits), the storm water discharge locations (either as a point discharge or as overland flow) and the areas that drain to each discharge point. These plans define the limits of areas to be disturbed and the location of control measures. Controls will be either site specific as designated by the designer or will be annotated by the contractor and resident engineer before disturbance commences. The project layout sheet shows the surface waters and wetlands.
12. Potential sources of pollutants:

The primary source of pollutants is solids that are mobilized during storm events. Other sources of pollutants include oil/fuel/grease from servicing

## KyTC BMP Plan for Project CID ## - #####

and operating construction equipment, concrete washout water, sanitary wastes and trash/debris. (3)

### **B. Sediment and Erosion Control Measures:**

1. Plans for highway construction projects will include erosion control sheets that depict Disturbed Drainage Areas (DDAs) and related information. These plan sheets will show the existing project conditions with areas delineated by DDA within the right of way limits, the discharge points and the areas that drain to each discharge point. Project managers and designers will analyze the DDAs and identify Best Management Practices (BMPs) that are site specific. The balance of the BMPs for the project will be listed in the bid documents for selection and use by the contractor on the project with approval by the resident engineer.

Projects that do not have DDAs annotated on the erosion control sheets will employ the same concepts for development and managing BMP plans.

2. Following award of the contract, the contractor and resident engineer will annotate the erosion control sheets showing location and type of BMPs for each of the DDAs that will be disturbed at the outset of the project. This annotation will be accompanied by an order of work that reflects the order or sequence of major soil moving activities. The remaining DDAs are to be designated as "Do Not Disturb" until the contractor and resident engineer prepare the plan for BMPs to be employed. The initial BMP's shall be for the first phase (generally Clearing and Grubbing) and shall be modified as needed as the project changes phases. The BMP Plan will be modified to reflect disturbance in additional DDA's as the work progresses. All DDA's will have adequate BMP's in place before being disturbed.
3. As DDAs are prepared for construction, the following will be addressed for the project as a whole or for each DDA as appropriate:
  - Construction Access – This is the first land-disturbing activity. As soon as construction begins, bare areas will be stabilized with gravel and temporary mulch and/or vegetation.
  - At the beginning of the project, all DDAs for the project will be inspected for areas that are a source of storm water pollutants. Areas that are a source of pollutants will receive appropriate cover or BMPs to arrest the introduction of pollutants into storm water.

## KyTC BMP Plan for Project CID ## - #####

Areas that have not been opened by the contractor will be inspected periodically (once per month) to determine if there is a need to employ BMPs to keep pollutants from entering storm water.

- Clearing and Grubbing – The following BMP's will be considered and used where appropriate.
  - Leaving areas undisturbed when possible.
  - Silt basins to provide silt volume for large areas.
  - Silt Traps Type A for small areas.
  - Silt Traps Type C in front of existing and drop inlets which are to be saved
  - Diversion ditches to catch sheet runoff and carry it to basins or traps or to divert it around areas to be disturbed.
  - Brush and/or other barriers to slow and/or divert runoff.
  - Silt fences to catch sheet runoff on short slopes. For longer slopes, multiple rows of silt fence may be considered.
  - Temporary Mulch for areas which are not feasible for the fore mentioned types of protections.
  - Non-standard or innovative methods.
- Cut & Fill and placement of drainage structures - The BMP Plan will be modified to show additional BMP's such as:
  - Silt Traps Type B in ditches and/or drainways as they are completed
  - Silt Traps Type C in front of pipes after they are placed
  - Channel Lining
  - Erosion Control Blanket
  - Temporary mulch and/or seeding for areas where construction activities will be ceased for 21 days or more.
  - Non-standard or innovative methods
- Profile and X-Section in place – The BMP Plan will be modified to show elimination of BMP's which had to be removed and the addition of new BMP's as the roadway was shaped. Probably changes include:
  - Silt Trap Type A, Brush and/or other barriers, Temporary Mulch, and any other BMP which had to be removed for final grading to take place.
  - Additional Silt Traps Type B and Type C to be placed as final drainage patterns are put in place.
  - Additional Channel Lining and/or Erosion Control Blanket.
  - Temporary Mulch for areas where Permanent Seeding and Protection cannot be done within 21 days.
  - Special BMP's such as Karst Policy
- Finish Work (Paving, Seeding, Protect, etc.) – A final BMP Plan will result from modifications during this phase of construction. Probably changes include:

## KyTC BMP Plan for Project CID ## - #####

- Removal of Silt Traps Type B from ditches and drainways if they are protected with other BMP's which are sufficient to control erosion, i.e. Erosion Control Blanket or Permanent Seeding and Protection on moderate grades.
  - Permanent Seeding and Protection
  - Placing Sod
  - Planting trees and/or shrubs where they are included in the project
- BMP's including Storm Water Management Devices such as velocity dissipation devices and Karst policy BMP's to be installed during construction to control the pollutants in storm water discharges that will occur after construction has been completed are : **Permanent Seeding and Protection, Channel Lining**

### C. Other Control Measures

1. No solid materials, including building materials, shall be discharged to waters of the commonwealth, except as authorized by a Section 404 permit.

#### 2. Waste Materials

All waste materials that may leach pollutants (paint and paint containers, caulk tubes, oil/grease containers, liquids of any kind, soluble materials, etc.) will be collected and stored in appropriate covered waste containers. Waste containers shall be removed from the project site on a sufficiently frequent basis as to not allow wastes to become a source of pollution. All personnel will be instructed regarding the correct procedure for waste disposal. Wastes will be disposed in accordance with appropriate regulations. Notices stating these practices will be posted in the office.

#### 3. Hazardous Waste

All hazardous waste materials will be managed and disposed of in the manner specified by local or state regulation. The contractor shall notify the Section Engineer if there any hazardous wastes being generated at the project site and how these wastes are being managed. Site personnel will be instructed with regard to proper storage and handling of hazardous wastes when required. The Transportation Cabinet will file for generator, registration when appropriate, with the Division of Waste Management and advise the contractor regarding waste management requirements.

#### 4. Spill Prevention

## KyTC BMP Plan for Project CID ## - #####

The following material management practices will be used to reduce the risk of spills or other exposure of materials and substances to the weather and/or runoff.

### ➤ **Good Housekeeping:**

The following good housekeeping practices will be followed onsite during the construction project.

- An effort will be made to store only enough product required to do the job
- All materials stored onsite will be stored in a neat, orderly manner in their appropriate containers and, if possible, under a roof or other enclosure
- Products will be kept in their original containers with the original manufacturer's label
- Substances will not be mixed with one another unless recommended by the manufacturer
- Whenever possible, all of the product will be used up before disposing of the container
- Manufacturers' recommendations for proper use and disposal will be followed
- The site contractor will inspect daily to ensure proper use and disposal of materials onsite

### ➤ **Hazardous Products:**

These practices will be used to reduce the risks associated with any and all hazardous materials.

- Products will be kept in original containers unless they are not resealable
- Original labels and material safety data sheets (MSDS) will be reviewed and retained
- Contractor will follow procedures recommended by the manufacturer when handling hazardous materials
- If surplus product must be disposed of, manufacturers' or state/local recommended methods for proper disposal will be followed

**The following product-specific practices will be followed onsite:**

### ➤ **Petroleum Products:**

Vehicles and equipment that are fueled and maintained on site will be monitored for leaks, and receive regular preventative maintenance to reduce the chance of



## KyTC BMP Plan for Project CID ## - #####

leakage. Petroleum products onsite will be stored in tightly sealed containers, which are clearly labeled and will be protected from exposure to weather.

The contractor shall prepare an Oil Pollution Spill Prevention Control and Countermeasure plan when the project that involves the storage of petroleum products in 55 gallon or larger containers with a total combined storage capacity of 1,320 gallons. This is a requirement of 40 CFR 112.

This project (will / will not) (3) have over 1,320 gallons of petroleum products with a total capacity, sum of all containers 55 gallon capacity and larger.

### ➤ **Fertilizers:**

Fertilizers will be applied at rates prescribed by the contract, standard specifications or as directed by the resident engineer. Once applied, fertilizer will be covered with mulch or blankets or worked into the soil to limit exposure to storm water. Storage will be in a covered shed. The contents of any partially used bags of fertilizer will be transferred to a sealable plastic bin to avoid spills.

### ➤ **Paints:**

All containers will be tightly sealed and stored indoors or under roof when not being used. Excess paint or paint wash water will not be discharged to the drainage or storm sewer system but will be properly disposed of according to manufacturers' instructions or state and local regulations.

### ➤ **Concrete Truck Washout:**

Concrete truck mixers and chutes will not be washed on pavement, near storm drain inlets, or within 75 feet of any ditch, stream, wetland, lake, or sinkhole. Where possible, excess concrete and wash water will be discharged to areas prepared for pouring new concrete, flat areas to be paved that are away from ditches or drainage system features, or other locations that will not drain off site. Where this approach is not possible, a shallow earthen wash basin will be excavated away from ditches to receive the wash water

### ➤ **Spill Control Practices**

In addition to the good housekeeping and material management practices discussed in the previous sections of this plan, the following practices will be followed for spill prevention and cleanup:

- Manufacturers' recommended methods for spill cleanup will be clearly posted. All personnel will be made aware of procedures and the location of the information and cleanup supplies.

## KyTC BMP Plan for Project CID ## - #####

- Materials and equipment necessary for spill cleanup will be kept in the material storage area. Equipment and materials will include as appropriate, brooms, dust pans, mops, rags, gloves, oil absorbents, sand, sawdust, and plastic and metal trash containers.
- All spills will be cleaned up immediately after discovery.
- The spill area will be kept well ventilated and personnel will wear appropriate protective clothing to prevent injury from contact with a hazardous substance.
- Spills of toxic or hazardous material will be reported to the appropriate state/local agency as required by KRS 224 and applicable federal law.
- The spill prevention plan will be adjusted as needed to prevent spills from reoccurring and improve spill response and cleanup.
- Spills of products will be cleaned up promptly. Wastes from spill clean up will be disposed in accordance with appropriate regulations.

### **D. Other State and Local Plans**

This BMP plan shall include any requirements specified in sediment and erosion control plans, storm water management plans or permits that have been approved by other state or local officials. Upon submittal of the NOI, other requirements for surface water protection are incorporated by reference into and are enforceable under this permit (even if they are not specifically included in this BMP plan). This provision does not apply to master or comprehensive plans, non-enforceable guidelines or technical guidance documents that are not identified in a specific plan or permit issued for the construction site by state or local officials. **Not Applicable**

## KyTC BMP Plan for Project CID ## - #####

### E. Maintenance

1. The BMP plan shall include a clear description of the maintenance procedures necessary to keep the control measures in good and effective operating condition.
- Maintenance of BMPs during construction shall be a result of weekly and post rain event inspections with action being taken by the contractor to correct deficiencies.
  - Post Construction maintenance will be a function of normal highway maintenance operations. Following final project acceptance by the cabinet, district highway crews will be responsible for identification and correction of deficiencies regarding ground cover and cleaning of storm water BMPs. The project manager shall identify any BMPs that will be for the purpose of post construction storm water management with specific guidance for any non-routine maintenance. **Not Applicable**

### F. Inspections

Inspection and maintenance practices that will be used to maintain erosion and sediment controls:

- All erosion prevention and sediment control measures will be inspected at least once each week and following any rain of one-half inch or more.
- Inspections will be conducted by individuals that have successfully completed the KEPSC-RI course as required by Section 213.02.02 of the Standard Specifications for Road and Bridge Construction, current edition.
- Inspection reports will be written, signed, dated, and kept on file.
- Areas at final grade will be seeded and mulched within 14 days.
- Areas that are not at final grade where construction has ceased for a period of 21 days or longer and soil stock piles shall receive temporary mulch no later than 14 days from the last construction activity in that area.
- All measures will be maintained in good working order; if a repair is necessary, it will be initiated within 24 hours of being reported.
- Built-up sediment will be removed from behind the silt fence before it has reached halfway up the height of the fence.
- Silt fences will be inspected for bypassing, overtopping, undercutting, depth of sediment, tears, and to ensure attachment to secure posts.

## KyTC BMP Plan for Project CID ## - #####

- Sediment basins will be inspected for depth of sediment, and built-up sediment will be removed when it reaches 50 percent of the design capacity and at the end of the job.
- Diversion dikes and berms will be inspected and any breaches promptly repaired. Areas that are eroding or scouring will be repaired and re-seeded / mulched as needed.
- Temporary and permanent seeding and mulching will be inspected for bare spots, washouts, and healthy growth. Bare or eroded areas will be repaired as needed.
- All material storage and equipment servicing areas that involve the management of bulk liquids, fuels, and bulk solids will be inspected weekly for conditions that represent a release or possible release of pollutants to the environment.

### **G. Non – Storm Water discharges**

It is expected that non-storm water discharges may occur from the site during the construction period. Examples of non-storm water discharges include:

- Water from water line flushings.
- Water form cleaning concrete trucks and equipment.
- Pavement wash waters (where no spills or leaks of toxic or hazardous materials have occurred).
- Uncontaminated groundwater and rain water (from dewatering during excavation).

All non-storm water discharges will be directed to the sediment basin or to a filter fence enclosure in a flat vegetated infiltration area or be filtered via another approved commercial product.

### **H. Groundwater Protection Plan (3)**

This plan serves as the groundwater protection plan as required by 401 KAR 5:037.

- Contractors statement: (3)

The following activities, as enumerated by 401 KAR 5:037 Section 2 that require the preparation and implementation of a groundwater protection plan, will or may be may be conducted as part of this construction project:

### KyTC BMP Plan for Project CID ## - #####

\_\_\_\_\_ 2. (e) land treatment or land disposal of a pollutant;

\_\_\_\_\_ 2. (f) Storing, ..., or related handling of hazardous waste, solid waste or special waste, ..., in tanks, drums, or other containers, or in piles, (This does not include wastes managed in a container placed for collection and removal of municipal solid waste for disposal off site);

\_\_\_\_\_ 2. (g) .... Handling of materials in bulk quantities (equal or greater than 55 gallons or 100 pounds net dry weight transported held in an individual container) that, if released to the environment, would be a pollutant;

\_\_\_\_\_ 2. (j) Storing or related handling of road oils, dust suppressants, ....., at a central location;

\_\_\_\_\_ 2. (k) Application or related handling of road oils, dust suppressants or deicing materials, (does not include use of chloride-based deicing materials applied to roads or parking lots);

\_\_\_\_\_ 2. (m) Installation, construction, operation, or abandonment of wells, bore holes, or core holes, (this does not include bore holes for the purpose of explosive demolition);

Or, check the following only if there are no qualifying activities

\_\_\_\_\_ There are no activities for this project as listed in 401 KAR 5:037 Section 2 that require the preparation and implementation of a groundwater protection plan.

The contractor is responsible for the preparation of a plan that addresses the

401 KAR 5:037 Section 3. (3) Elements of site specific groundwater protection plan:

- (a) General information about this project is covered in the Project information;
- (b) Activities that require a groundwater protection plan have been identified above;
- (c) Practices that will protect groundwater from pollution are addressed in section C. Other control measures.
- (d) Implementation schedule – all practices required to prevent pollution of groundwater are to be in place prior to conducting the activity;
- (e) Training is required as a part of the ground water protection plan. All employees of the contractor, sub-contractor and resident engineer personnel will be trained to understand the nature and requirements of this plan as they pertain to their job

### KyTC BMP Plan for Project CID ## - #####

function(s). Training will be accomplished within one week of employment and annually thereafter. A record of training will be maintained by the contractor with a copy provide to the resident engineer.

- (f) Areas of the project and groundwater plan activities will be inspected as part of the weekly sediment and erosion control inspections
- (g) Certification (see signature page.)

## KyTC BMP Plan for Project CID ## - #####

### Contractor and Resident Engineer Plan certification

The contractor that is responsible for implementing this BMP plan is identified in the Project Information section of this plan.

The following certification applies to all parties that are signatory to this BMP plan:

I certify under penalty of law that this document and all attachments were prepared under my direction or supervision in accordance with a system designed to assure that qualified personnel properly gathered and evaluated the information submitted. Based on my inquiry of the person or persons who manage the system, or those persons directly responsible for gathering the information, the information submitted is, to the best of my knowledge and belief, true, accurate, and complete. I am aware that there are significant penalties for submitting false information, including the possibility of fine and imprisonment for knowing violations. Further, this plan complies with the requirements of 401 KAR 5:037. By this certification, the undersigned state that the individuals signing the plan have reviewed the terms of the plan and will implement its provisions as they pertain to ground water protection.

#### Resident Engineer and Contractor Certification:

**(2)** Resident Engineer signature

Signed \_\_\_\_\_ title \_\_\_\_\_, \_\_\_\_\_ signature  
Typed or printed name<sup>2</sup>

**(3)** Signed \_\_\_\_\_ title \_\_\_\_\_, \_\_\_\_\_ signature  
Typed or printed name<sup>1</sup>

1. Contractors Note: to be signed by a person who is the owner, a responsible corporate officer, a general partner or the proprietor or a person designated to have the authority to sign reports by such a person in accordance with 401 KAR 5:060 Section 9. This delegation shall be in writing to: Manager, KPDES Branch, Division of Water, 14 Reilly Road, Frankfort Kentucky 40601. Reference the Project Control Number (PCN) and KPDES number when one has been issued.

2. KyTC note: to be signed by the Chief District Engineer or a person designated to have the authority to sign reports by such a person (usually the resident engineer) in accordance with 401 KAR 5:060 Section 9. This delegation shall be in writing to: Manager, KPDES Branch, Division of Water, 14 Reilly Road, Frankfort Kentucky 40601 Reference the Project Control Number (PCN) and KPDES number when one has been issued.

KyTC BMP Plan for Project CID ## - #####

## Sub-Contractor Certification

The following sub-contractor shall be made aware of the BMP plan and responsible for implementation of BMPs identified in this plan as follows:

Subcontractor

Name:  
Address:  
Address:

Phone:

The part of BMP plan this subcontractor is responsible to implement is:

I certify under penalty of law that I understand the terms and conditions of the general Kentucky Pollutant Discharge Elimination System permit that authorizes the storm water discharges, the BMP plan that has been developed to manage the quality of water to be discharged as a result of storm events associated with the construction site activity and management of non-storm water pollutant sources identified as part of this certification.

Signed \_\_\_\_\_ title \_\_\_\_\_, \_\_\_\_\_  
Typed or printed name<sup>1</sup> signature

1. Sub Contractor Note: to be signed by a person who is the owner, a responsible corporate officer, a general partner or the proprietor or a person designated to have the authority to sign reports by such a person in accordance with 401 KAR 5:060 Section 9. This delegation shall be in writing to: Manager, KPDES Branch, Division of Water, 14 Reilly Road, Frankfort Kentucky 40601. Reference the Project Control Number (PCN) and KPDES number when one has been issued.



## ***SPECIAL NOTE***

### **Filing of eNOI for KPDES Construction Stormwater Permit**

**County: Leslie**  
**Item No.: 11-1078.00**

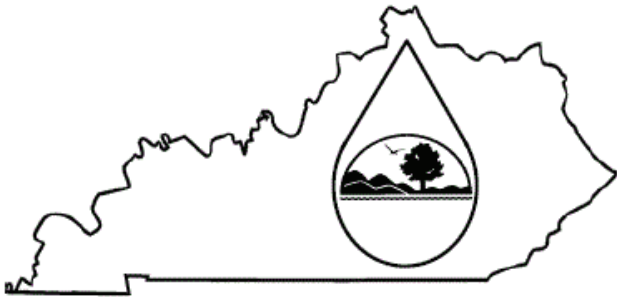
**Route: US 421**  
**KDOW Submittal ID: 71852**

#### **Project Description:**

**Replace Bridge and Approaches on US 421 over Stinnett Creek in Leslie County.**

**A Notice of Intent for obtaining coverage under the Kentucky Pollutant Discharge Elimination System (KPDES) General Permit for Stormwater Discharges Associated with Construction Activities (KYR10) has been drafted, copy of which is attached. Upon award, the Contractor will be identified in Section III of the form as the “Building Contractor” and it will be submitted for approval to the Kentucky Division of Water. The Contractor shall be responsible for advancing the work in a manner that is compliant with all applicable and appropriate KYTC specifications for sediment and erosion control as well as meeting the requirements of the KYR10 permit and the KDOW.**

**If there are any questions regarding this note, please contact David Waldner, Director, Division of Environmental Analysis, TCOB, 200 Mero Street, Frankfort, KY 40622, Phone: (502) 564-7250.**

	<h2 style="margin: 0;">KENTUCKY POLLUTION DISCHARGE</h2> <h3 style="margin: 0;">ELIMINATION SYSTEM (KPDES)</h3> <p style="margin: 10px 0;">Notice of Intent (NOI) for coverage of Storm Water Discharge Associated with Construction Activities Under the KPDES Storm Water General Permit KYR100000</p> <p style="margin: 0;"> <a href="#">Click here for Instructions (Controls/KPDES_FormKYR10_Instructions.htm)</a> </p> <p style="margin: 0;"> <a href="#">Click here to obtain information and a copy of the KPDES General Permit.</a>  <small>(<a href="http://dep.ky.gov/formslibrary/Documents/KYR10PermitPage.pdf">http://dep.ky.gov/formslibrary/Documents/KYR10PermitPage.pdf</a>)</small> </p> <p style="margin: 0;"> <small>(*) indicates a required field; (✓) indicates a field may be required based on user input or is an optionally required field</small> </p>
---	---

Reason for Submittal:(*) <input style="background-color: #f0f0f0;" type="text" value="Application for New Permit C"/>	Agency Interest ID: <input style="background-color: #f0f0f0;" type="text" value="Agency Interest ID"/>	Permit Number:(✓) <input style="background-color: #f0f0f0;" type="text" value="KPDES Permit Number"/>
If change to existing permit coverage is requested, describe the changes for which modification of coverage is being sought:(✓) <input style="width: 100%; height: 30px; border: 1px solid #ccc;" type="text"/>		
<b>ELIGIBILITY:</b> Stormwater discharges associated with construction activities disturbing individually one (1) acre or more, including, in the case of a common plan of development, contiguous construction activities that cumulatively equal one (1) acre or more of disturbance.		
<b>EXCLUSIONS:</b> The following are excluded from coverage under this general permit: 1) Are conducted at or on properties that have obtained an individual KPDES permit for the discharge of other wastewaters which requires the development and implementation of a Best Management Practices (BMP) plan; 2) Any operation that the DOW determines an individual permit would better address the discharges from that operation; 3) Any project that discharges to an Impaired Water listed in the most recent Integrated Report, §305(b) as impaired for sediment and for which an approved TMDL has been developed.		
<b>SECTION I -- FACILITY OPERATOR INFORMATION (PERMITTEE)</b>		
Company Name:(✓) <input style="background-color: #f0f0f0;" type="text" value="Kentucky Transportation Cabinet - District"/>	First Name:(✓) <input style="background-color: #f0f0f0;" type="text" value="First Name"/>	M.I.: <input style="background-color: #f0f0f0;" type="text" value="M"/>
Last Name:(✓) <input style="background-color: #f0f0f0;" type="text" value="Last Name"/>		
Mailing Address:(*) <input style="background-color: #f0f0f0;" type="text" value="603 Railroad Avenue"/>	City:(*) <input style="background-color: #f0f0f0;" type="text" value="Manchester"/>	State:(*) <input style="background-color: #f0f0f0;" type="text" value="Kentucky"/>
Zip:(*) <input style="background-color: #f0f0f0;" type="text" value="40962"/>		
eMail Address:(*) <input style="background-color: #f0f0f0;" type="text" value="kytc.district11info@ky.gov"/>	Business Phone:(*) <input style="background-color: #f0f0f0;" type="text" value="(606) 598-2145"/>	Alternate Phone: <input style="background-color: #f0f0f0;" type="text" value="Phone"/>

SECTION II -- GENERAL SITE LOCATION INFORMATION			
Project Name:(*) US 421 Bridge Replacement Over Stinnett Creek		Status of Owner/Operator(*) State Government	SIC Code(*) 1622 Bridge, Tunn
Company Name:(✓) Kentucky Transportation Cabinet - District	First Name:(✓) First Name	M.I.: M	Last Name:(✓) Last Name
Site Physical Address:(*) US 421			
City:(*) Stinnett		State:(*) Kentucky	Zip:(*) 40868
County:(*) Leslie	Latitude(decimal degrees)(*)DMS to DD Converter ( <a href="https://www.fcc.gov/media/radio/dms-decimal">https://www.fcc.gov/media/radio/dms-decimal</a> ) 37.09000	Longitude(decimal degrees)(*) -83.39556	
SECTION III -- SPECIFIC SITE ACTIVITY INFORMATION			
Project Description:(*) US 421 Bridge Replacement Over Stinnett Creek			
a. For single projects provide the following information			
Total Number of Acres in Project:(✓) 4.0		Total Number of Acres Disturbed:(✓) 4.0	
Anticipated Start Date:(✓) 11/16/2018		Anticipated Completion Date:(✓) 12/1/2019	
b. For common plans of development provide the following information			
Total Number of Acres in Project:(✓) # Acre(s)		Total Number of Acres Disturbed:(✓) # Acre(s)	
Number of individual lots in development, if applicable: (✓) # lot(s)		Number of lots in development:(✓) # lot(s)	
Total acreage of lots intended to be developed:(✓) Project Acres		Number of acres intended to be disturbed at any one time:(✓) Disturbed Acres	
Anticipated Start Date:(✓)		Anticipated Completion Date:(✓)	

List Building Contractor(s) at the time of Application:(\*)

SECTION IV -- IF THE PERMITTED SITE DISCHARGES TO A WATER BODY THE FOLLOWING INFORMATION IS REQUIRED 

Discharge Point(s):

Unnamed Tributary?	Latitude	Longitude	Receiving Water Name
No	37.08986	-83.39566	Stinnett Creek
No	37.09005	-83.39595	Stinnett Creek
No	37.09014	-83.39567	Stinnett Creek
No	37.09032	-83.39598	Stinnett Creek
No	37.09102	-83.39656	Stinnett Creek
No	37.09145	-83.39688	Stinnett Creek

SECTION V -- IF THE PERMITTED SITE DISCHARGES TO A MS4 THE FOLLOWING INFORMATION IS REQUIRED 

Name of MS4:

Date of application/notification to the MS4 for construction site permit coverage:

Discharge Point(s):(\*)

<input type="text" value="Latitude"/>	<input type="text" value="Longitude"/>
---------------------------------------	--

SECTION VI -- WILL THE PROJECT REQUIRE CONSTRUCTION ACTIVITIES IN A WATER BODY OR THE RIPARIAN ZONE?

Will the project require construction activities in a water body or the riparian zone?:(\*)

If Yes, describe scope of activity: (✓)

Is a Clean Water Act 404 permit required?:(\*)

Is a Clean Water Act 401 Water Quality Certification required?:(\*)

SECTION VII -- NOI PREPARER INFORMATION			
First Name:(*) <input type="text" value="Justin"/>	M.I.: <input type="text" value="N"/>	Last Name:(*) <input type="text" value="Ball"/>	Company Name:(*) <input type="text" value="Kentucky Transportation Cabinet"/>
Mailing Address:(*) <input type="text" value="603 Railroad Avenue"/>	City:(*) <input type="text" value="Manchester"/>	State:(*) <input type="text" value="Kentucky"/>	Zip:(*) <input type="text" value="40962"/>
eMail Address:(*) <input type="text" value="justin.ball@ky.gov"/>		Business Phone:(*) <input type="text" value="(606) 598-2145"/>	Alternate Phone: <input type="text" value="Phone"/>

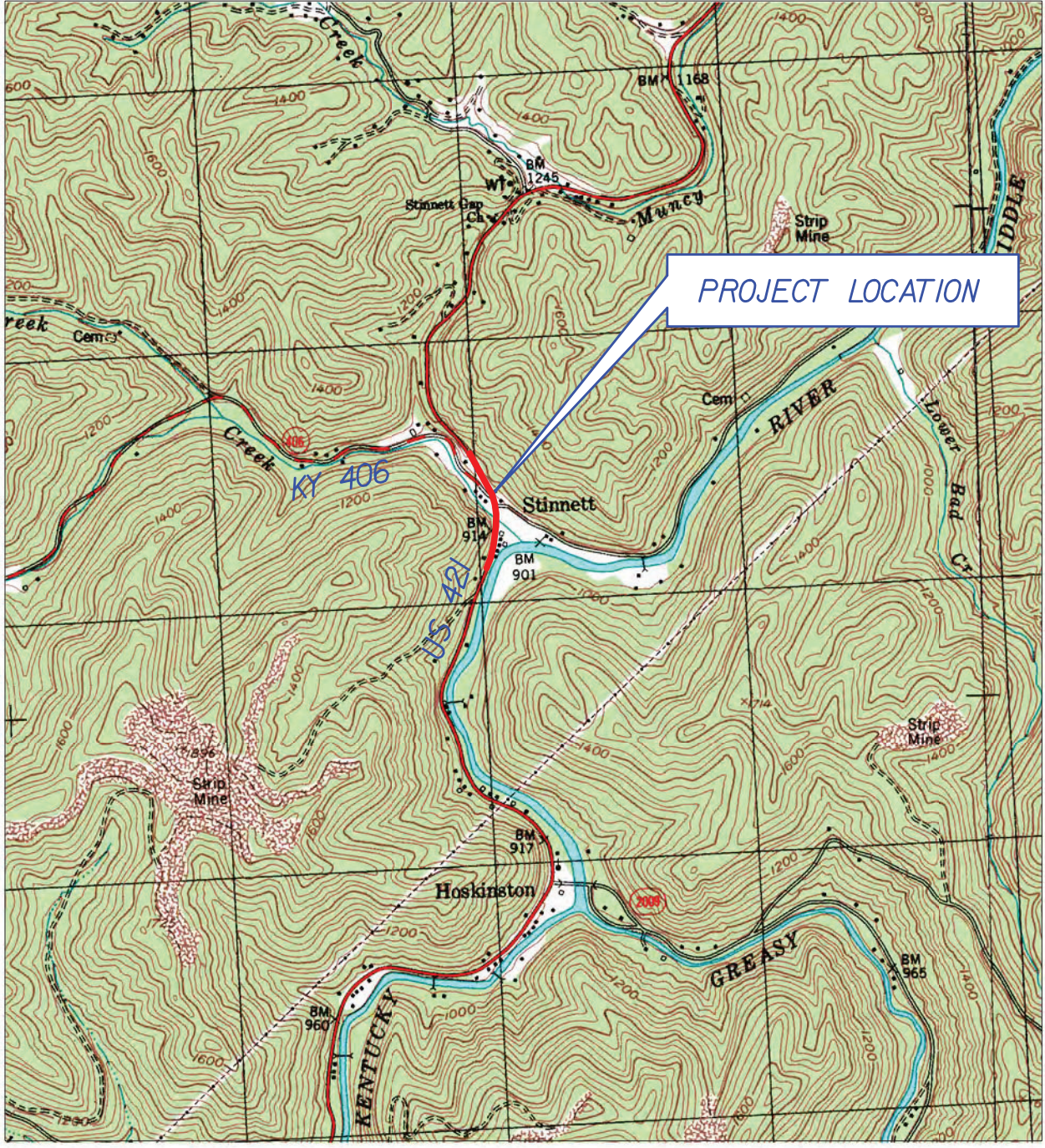
SECTION VIII -- ATTACHMENTS	
Facility Location Map:(*)	<input type="button" value="Upload file"/>
Supplemental Information:	<input type="button" value="Upload file"/>

SECTION IX -- CERTIFICATION			
<p>I certify under penalty of law that this document and all attachments were prepared under my direction or supervision in accordance with a system designed to assure that qualified personnel properly gather and evaluate the information submitted. Based on my inquiry of the person or persons who manage the system, or those persons directly responsible for gathering the information submitted is, to the best of my knowledge and belief, true, accurate, and complete. I am aware that there are significant penalties for submitting false information, including the possibility of fine and imprisonment for knowing violations.</p>			
Signature:(*) <input type="text" value="Justin Ball"/>		Title:(*) <input type="text" value="Transportation Engineer I"/>	
First Name:(*) <input type="text" value="Justin"/>	M.I.: <input type="text" value="MI"/>	Last Name:(*) <input type="text" value="Ball"/>	
eMail Address:(*) <input type="text" value="justin.ball@ky.gov"/>	Business Phone:(*) <input type="text" value="(606) 598-2145"/>	Alternate Phone: <input type="text" value="Phone"/>	Signature Date: (*) <input type="text" value="9/27/2018"/>

<input type="button" value="Click to Save Values for Future Retrieval"/>	<input type="button" value="Click to Submit to EEC"/>
--	---

# US 421 STRUCTURE REPLACEMENT VICINITY MAP

LESLIE COUNTY  
ITEM NO. 11-1078.00



**PART II**  
**SPECIFICATIONS AND STANDARD DRAWINGS**

### **SPECIFICATIONS REFERENCE**

Any reference in the plans or proposal to previous editions of the *Standard Specifications for Road and Bridge Construction* and *Standard Drawings* are superseded by *Standard Specifications for Road and Bridge Construction, Edition of 2012* and *Standard Drawings, Edition of 2016*.



## **SUPPLEMENTAL SPECIFICATIONS**

The contractor shall use the Supplemental Specifications that are effective at the time of letting.  
The Supplemental Specifications can be found at the following link:

<http://transportation.ky.gov/Construction/Pages/Kentucky-Standard-Specifications.aspx>

### **SPECIAL NOTE FOR PORTABLE CHANGEABLE MESSAGE SIGNS**

This Special Note will apply when indicated on the plans or in the proposal.

**1.0 DESCRIPTION.** Furnish, install, operate, and maintain variable message signs at the locations shown on the plans or designated by the Engineer. Remove and retain possession of variable message signs when they are no longer needed on the project.

#### **2.0 MATERIALS.**

**2.1 General.** Use LED Variable Message Signs Class I, II, or III, as appropriate, from the Department's List of Approved Materials.

Unclassified signs may be submitted for approval by the Engineer. The Engineer may require a daytime and nighttime demonstration. The Engineer will make a final decision within 30 days after all required information is received.

**2.2 Sign and Controls.** All signs must:

- 1) Provide 3-line messages with each line being 8 characters long and at least 18 inches tall. Each character comprises 35 pixels.
- 2) Provide at least 40 preprogrammed messages available for use at any time. Provide for quick and easy change of the displayed message; editing of the message; and additions of new messages.
- 3) Provide a controller consisting of:
  - a) Keyboard or keypad.
  - b) Readout that mimics the actual sign display. (When LCD or LCD type readout is used, include backlighting and heating or otherwise arrange for viewing in cold temperatures.)
  - c) Non-volatile memory or suitable memory with battery backup for storing pre-programmed messages.
  - d) Logic circuitry to control the sequence of messages and flash rate.
- 4) Provide a serial interface that is capable of supporting complete remote control ability through land line and cellular telephone operation. Include communication software capable of immediately updating the message, providing complete sign status, and allowing message library queries and updates.
- 5) Allow a single person easily to raise the sign to a satisfactory height above the pavement during use, and lower the sign during travel.
- 6) Be Highway Orange on all exterior surfaces of the trailer, supports, and controller cabinet.
- 7) Provide operation in ambient temperatures from -30 to + 120 degrees Fahrenheit during snow, rain and other inclement weather.
- 8) Provide the driver board as part of a module. All modules are interchangeable, and have plug and socket arrangements for disconnection and reconnection. Printed circuit boards associated with driver boards have a conformable coating to protect against moisture.
- 9) Provide a sign case sealed against rain, snow, dust, insects, etc. The lens is UV stabilized clear plastic (polycarbonate, acrylic, or other approved material) angled to prevent glare.
- 10) Provide a flat black UV protected coating on the sign hardware, character PCB, and appropriate lens areas.
- 11) Provide a photocell control to provide automatic dimming.

- 12) Allow an on-off flashing sequence at an adjustable rate.
- 13) Provide a sight to aim the message.
- 14) Provide a LED display color of approximately 590 nm amber.
- 15) Provide a controller that is password protected.
- 16) Provide a security device that prevents unauthorized individuals from accessing the controller.
- 17) Provide the following 3-line messages preprogrammed and available for use when the sign unit begins operation:

/KEEP/RIGHT/=>=>=>/	/MIN/SPEED/**MPH/
/KEEP/LEFT/←←←/	/ICY/BRIDGE/AHEAD/ /ONE
/LOOSE/GRAVEL/AHEAD/	LANE/BRIDGE/AHEAD/
/RD WORK/NEXT/**MILES/	/ROUGH/ROAD/AHEAD/
/TWO WAY/TRAFFIC/AHEAD/	/MERGING/TRAFFIC/AHEAD/
/PAINT/CREW/AHEAD/	/NEXT/**/MILES/
/REDUCE/SPEED/**MPH/	/HEAVY/TRAFFIC/AHEAD/
/BRIDGE/WORK/**0 FT/	/SPEED/LIMIT/**MPH/
/MAX/SPEED/**MPH/	/BUMP/AHEAD/
/SURVEY/PARTY/AHEAD/	/TWO/WAY/TRAFFIC/

\*Insert numerals as directed by the Engineer.  
Add other messages during the project when required by the Engineer.

**2.3 Power.**

- 1) Design solar panels to yield 10 percent or greater additional charge than sign consumption. Provide direct wiring for operation of the sign or arrow board from an external power source to provide energy backup for 21 days without sunlight and an on-board system charger with the ability to recharge completely discharged batteries in 24 hours.

**3.0 CONSTRUCTION.** Furnish and operate the variable message signs as designated on the plans or by the Engineer. Ensure the bottom of the message panel is a minimum of 7 feet above the roadway in urban areas and 5 feet above in rural areas when operating. Use Class I, II, or III signs on roads with a speed limit less than 55 mph. Use Class I or II signs on roads with speed limits 55 mph or greater.

Maintain the sign in proper working order, including repair of any damage done by others, until completion of the project. When the sign becomes inoperative, immediately repair or replace the sign. Repetitive problems with the same unit will be cause for rejection and replacement.

Use only project related messages and messages directed by the Engineer, unnecessary messages lessen the impact of the sign. Ensure the message is displayed in either one or 2 phases with each phase having no more than 3 lines of text. When no message is needed, but it is necessary to know if the sign is operable, flash only a pixel.

When the sign is not needed, move it outside the clear zone or where the Engineer directs. Variable Message Signs are the property of the Contractor and shall be removed from the project when no longer needed. The Department will not assume ownership of these signs.

**4.0 MEASUREMENT.** The final quantity of Variable Message Sign will be

11

the actual number of individual signs acceptably furnished and operated during the project. The Department will not measure signs replaced due to damage or rejection.

**5.0 PAYMENT.** The Department will pay for the Variable Message Signs at the unit price each. The Department will not pay for signs replaced due to damage or rejection. Payment is full compensation for furnishing all materials, labor, equipment, and service necessary to, operate, move, repair, and maintain or replace the variable message signs. The Department will make payment for the completed and accepted quantities under the following:

<u>Code</u>	<u>Pay Item</u>	<u>Pay Unit</u>
02671	Portable Changeable Message Sign	Each

Effective June 15, 2012

## SPECIAL NOTE FOR ROCK BLASTING

This Special Note will apply when indicated on the plans or in the proposal. Section references herein are to the Department's 2012 Standard Specifications for Road and Bridge Construction.

**1.0 DESCRIPTION.** This work consists of fracturing rock and constructing stable final rock cut faces using presplit blasting and production blasting techniques.

**2.0 MATERIALS.** Deliver, store, and use explosives according to the manufacturer's recommendations and applicable laws. Do not use explosives outside their recommended use date. Verify date of manufacture and provide copies of the technical data sheets (TDS) and material safety data sheets (MSDS) to the Engineer. Explosives and initiating devices include, but are not necessarily limited to, dynamite and other high explosives, slurries, water gels, emulsions, blasting agents, initiating explosives, detonators, blasting caps, and detonating cord.

**3.0 CONSTRUCTION.** Furnish copies or other proof of all-applicable permits and licenses. Comply with Federal, State, and local regulations on the purchase, transportation, storage, and use of explosive material. Regulations include but are not limited to the following:

- 1) KRS 351.310 through 351.9901.
- 2) 805 KAR 4:005 through 4:165
- 3) Applicable rules and regulations issued by the Office of Mine Safety and Licensing.
- 4) Safety and health. OSHA, 29 CFR Part 1926, Subpart U.
- 5) Storage, security, and accountability. Bureau of Alcohol, Tobacco, and Firearms (BATF), 27 CFR Part 181.
- 6) Shipment. DOT, 49 CFR Parts 171-179, 390-397.

**3.1 Blaster-in-Charge.** Designate in writing a blaster-in-charge and any proposed alternates for the position. Submit documentation showing the blaster-in-charge, and alternates, have a valid Kentucky blaster's license. Ensure the blaster-in-charge or approved alternate is present at all times during blasting operations.

**3.2 Blasting Plans.** Blasting plans and reports are for quality control and record keeping purposes. Blasting reports are to be signed by the blaster-in-charge or the alternate blaster-in-charge. The general review and acceptance of blasting plans does not relieve the Contractor of the responsibility whatsoever for conformance to regulations or for obtaining the required results. All blasting plans shall be submitted to the Engineer. The Engineer will be responsible for submitting the plan to the Central Office Division of Construction and the Division of Mine Reclamation and Enforcement, Explosives and Blasting Branch at the following address: 2 Hudson Hollow, Frankfort, Kentucky, 40601.

- A) General Blasting Plan.** Submit a general blasting plan for acceptance at least 15 working days before drilling operations begin. Include, as a minimum, the following safety and procedural details:

- 1) Working procedures and safety precautions for storing, transporting, handling, detonating explosives. Include direction on pre and post blast audible procedures, methods of addressing misfires, and methods of addressing inclement weather, including lightning.
- 2) Proposed product selection for both dry and wet holes. Furnish Manufacturer's TDS and MSDS for all explosives, primers, initiators, and other blasting devices.
- 3) Proposed initiation and delay methods.
- 4) Proposed format for providing all the required information for the site specific blasting shot reports.

**B) Preblast Meeting.** Prior to drilling operations, conduct a preblast meeting to discuss safety and traffic control issues and any site specific conditions that will need to be addressed. Ensure, at a minimum, that the Engineer or lead inspector, Superintendent, blaster-in-charge, and all personnel involved in the blasting operation are present. Site specific conditions include blast techniques; communication procedures; contingency plans and equipment for dealing with errant blast material. The conditions of the General Blasting plan will be discussed at this meeting. Record all revisions and additions made to the blasting plan and obtain written concurrence by the blaster-in-charge. Provide a copy of the signed blast plan to the Engineer along with the sign in sheet from the preblast meeting.

**3.3 Preblast Condition Survey and Vibration Monitoring and Control.** Before blasting, arrange for a preblast condition survey of nearby buildings, structures, or utilities, within 500 feet of the blast or that could be at risk from blasting damage. Provide the Engineer a listing of all properties surveyed and any owners denying entry or failing to respond. Notify the Engineer and occupants of buildings at risk at least 24 hours before blasting.

Limit ground vibrations and airblast to levels that will not exceed limits of 805 KAR 4:005 through 4:165. More restrictive levels may be specified in the Contract.

Size all blast designs based on vibration, distance to nearest building or utility, blast site geometry, atmospheric conditions and other factors. Ground vibrations are to be controlled according to the blasting standards and scaled distance formulas in 805 KAR 4:020 or by the use of seismographs as allowed in 805 KAR 4:030. The Department will require seismographs at the nearest allowable location to the protected site when blasting occurs within 500 feet of buildings, structures, or utilities.

**3.4 Blasting.** Drill and blast at the designated slope lines according to the blasting plan. Perform presplitting to obtain smooth faces in the rock and shale formations. Perform the presplitting before blasting and excavating the interior portion of the specified cross section at any location. The Department may allow blasting for fall benches and haul roads prior to presplitting when blasting is a sufficient distance from the final slope and results are satisfactory to the Engineer. Use the types of explosives and blasting accessories necessary to obtain the required results.

Free blast holes of obstructions for their entire depth. Place charges without caving the blast hole walls. Stem the upper portion of all blast holes with dry sand or other granular material passing the 3/8-inch sieve. Dry drill cuttings are acceptable for stemming when blasts are more than 800 feet from the nearest dwelling.

11D

Stop traffic during blasting operations when blasting near any road and ensure traffic does not pass through the Danger Zone. The blaster-in-charge will define the Danger Zone prior to each blast. Ensure traffic is stopped outside the Danger Zone, and in no case within 800 feet of the blast location.

Following a blast, stop work in the entire blast area, and check for misfires before allowing worker to return to excavate the rock.

Remove or stabilize all cut face rock that is loose, hanging, or potentially dangerous. Leave minor irregularities or surface variations in place if they do not create a hazard. Drill the next lift only after the cleanup work and stabilization work is complete.

When blasting operations cause fracturing of the final rock face, repair or stabilize it in an approved manner at no cost to the Department.

Halt blasting operations in areas where any of the following occur:

- 1) Slopes are unstable;
- 2) Slopes exceed tolerances or overhangs are created;
- 3) Backslope damage occurs;
- 4) Safety of the public is jeopardized;
- 5) Property or natural features are endangered;
- 6) Fly rock is generated; or
- 7) Excessive ground or airblast vibrations occur in an area where damage to buildings, structures, or utilities is possible.
- 8) The Engineer determines that materials have become unsuitable for blasting

Blasting operations may continue at a reasonable distance from the problem area or in areas where the problems do not exist. Make the necessary modifications to the blasting operations and perform a test blast to demonstrate resolution of the problem.

**A) Drill Logs.** Maintain a layout drawing designating hole numbers with corresponding drill logs and provide a copy of this information to the blaster prior to loading the hole. Ensure the individual hole logs completed by the driller(s) show their name; date drilled; total depth drilled; and depths and descriptions of significant conditions encountered during drilling that may affect loading such as water, voids, changes in rock type.

**B) Presplitting.** Conduct presplitting operations in conformance with Subsection 204.03.04 of the Standard Specifications for Road and Bridge Construction.

**3.5 Shot Report.** Maintain all shot reports on site for review by the Department. Within one day after a blast, complete a shot report according to the record keeping requirements of 805 KAR 4:050. Include all results from airblast and seismograph monitoring.

**3.6 Unacceptable Blasting.** When unacceptable blasting occurs, the Department will halt all blasting operations. Blasting will not resume until the Department completes its investigation and all concerns are addressed. A blast is unacceptable when it results in fragmentation beyond the final rock face, fly rock, excessive vibration or airblast, overbreak, damage to the final rock face or overhang. Assume the cost for all resulting damages to private and public property and hold the Department harmless.

11D

When an errant blast or fly rock causes damage to or blocks a road or conveyance adjacent to the roadway, remove all debris from the roadway as quickly as practicable and perform any necessary repairs. Additionally, when specified in the Contract, the Department will apply a penalty.

Report all blasting accidents to the Division of Mine Reclamation and Enforcement, Explosives and Blasting Branch at 502-564-2340.

**4.0 MEASUREMENT AND PAYMENT.** The Department will not measure this work for payment and will consider all items contained in this note to be incidental to either Roadway Excavation or Embankment-in-Place, as applicable. However, if the Engineer directs in writing slope changes, then the Department will pay for the second presplitting operation as Extra Work.

The Department will measure for payment material lying outside the typical section due to seams, broken formations, or earth pockets, including any earth overburden removed with this material, only when the work is performed under authorized adjustments.

The Department will not measure for payment any extra material excavated because of the drill holes being offset outside the designated slope lines.

The Department will not measure for payment any material necessary to be removed due to the inefficient or faulty blasting practices.

June 15, 2012



### **SPECIAL PROVISION FOR EMBANKMENT AT BRIDGE END BENT STRUCTURES**

This Special Provision will apply when indicated on the plans or in the proposal. Section references herein are to the Department's Standard Specifications for Road and Bridge Construction, Current Edition.

**1.0 DESCRIPTION.** Construct a soil, granular, or rock embankment with soil, granular or cohesive pile core and place structure granular backfill, as the Plans require. Construct the embankment according to the requirements of this Special Provision, the Plans, Standard Drawing RGX 100 and 105, and the Standard Specifications, Current Edition.

#### **2.0 MATERIALS.**

**2.1 Granular Embankment.** Conform to Subsection 805.10. When Granular Embankment materials are erodible or unstable according to Subsection 805.03.04, use the Special Construction Methods found in 3.2 of the Special Provision.

**2.2 Rock Embankment.** Provide durable rock from roadway excavation that consists principally of Unweathered Limestone, Durable Shale (SDI equal to or greater than 95 according to KM 64-513), or Durable Sandstone.

**2.3 Pile Core.** Provide a pile core in the area of the embankments where deep foundations are to be installed unless otherwise specified. The Pile Core is the zone indicated on Standard Drawings RGX 100 and 105 designated as Pile Core. Material control of the pile core area during embankment construction is always required. Proper Pile Core construction is required for installation of foundation elements such as drilled or driven piles or drilled shafts. The type of material used to construct the pile core is as directed in the plans or below. Typically, the pile core area will be constructed from the same material used to construct the surrounding embankment. Pile Core can be classified as one of three types:

**A) Pile Core -** Conform to Section 206 of the Standard Specifications. Provide pile core material consisting of the same material as the adjacent embankment except the material in the pile core area shall be free of boulders or particle sizes larger than 4 inches in any dimension or any other obstructions that may hinder pile driving operations. If the pile core material hinders pile driving operations, take the appropriate means necessary to reach the required pile tip elevation, at no expense to the Department.

**B) Granular Pile Core.** Granular pile core is required only when specified in the plans. Select a gradation of durable rock to facilitate pile driving that conforms to Subsection 805.11. If granular pile core material hinders pile driving operations, take appropriate means necessary to reach the required pile tip elevation, at no expense to the Department.

**C) Cohesive Pile Core.** Cohesive Pile Core is required only when specified in the plans. Conform to Section 206 of the Standard Specifications and use soil with at least 50 percent passing a No. 4 sieve having a minimum Plasticity Index (PI) of 10. In addition, keep the cohesive pile core free of boulders, larger than 4 inches in any dimension, or any other obstructions, which would interfere with drilling operations. If cohesive pile core material interferes with drilling operations, take appropriate means necessary to maintain

excavation stability, at no expense to the Department.

**2.4 Structure Granular Backfill.** Conform to Subsection 805.11

**2.5 Geotextile Fabric.** Conform to Type I or Type IV in Section 214 and 843.

### **3.0 CONSTRUCTION.**

**3.1 General.** Construct roadway embankments at end bents according to Section 206 and in accordance with the Special Provision, the Plans, and Standard Drawings for the full embankment section. In some instances, granular or rock embankment will be required for embankment construction for stability purposes, but this special provision does not prevent the use of soil when appropriate. Refer to the plans for specific details regarding material requirements for embankment construction.

Place and compact the pile core and structure granular backfill according to the applicable density requirements for the project. If the embankment and pile core are dissimilar materials (i.e., a granular pile core is used with a soil embankment or a cohesive pile core is used with a granular embankment), a Geotextile Fabric, Type IV, will be required between the pile core and embankment in accordance with Sections 214 and 843 of the Standard Specifications.

When granular or rock embankment is required for embankment construction, conform to the general requirements of Subsection 206.03.02 B. In addition, place the material in no greater than 2-foot loose lifts and compact with a vibrating smooth wheel roller capable of producing a minimum centrifugal force of 15 tons. Apply these requirements to the full width of the embankment for a distance of half the embankment height or 50 feet, whichever is greater, as shown on Standard Drawing RGX-105.

When using granular pile core, install 8-inch perforated underdrain pipe at or near the elevation of the original ground in the approximate locations depicted on the standard drawing, and as the Engineer directs, to ensure positive drainage of the embankment. Wrap the perforated pipe with a fabric of a type recommended by the pipe manufacturer.

After constructing the embankment, excavate for the end bent cap, drive piling, install shafts or other foundation elements, place the mortar bed, construct the end bent, and complete the embankment to finish grade according to the construction sequence shown on the Plans or Standard Drawings and as specified hereinafter.

Certain projects may require widening of existing embankments and the removal of substructures. Construct embankment according to the plans. Substructure removal shall be completed according to the plans and Section 203. Excavation may be required at the existing embankment in order to place the structure granular backfill as shown in the Standard Drawings.

After piles are driven or shafts installed (see design drawings), slope the bottom of the excavation towards the ends of the trench as noted on the plans for drainage. Using a separate pour, place concrete mortar, or any class concrete, to provide a base for forming and placing the cap. Place side forms for the end bent after the mortar has set sufficiently to support workmen and forms without being disturbed.

Install 4-inch perforated pipe in accordance with the plans and Standard Drawings. In the event slope protection extends above the elevation of the perforated pipe, extend the pipe through the slope protection.

After placing the end bent cap and achieving required concrete cylinder strengths, remove adjacent forms and fill the excavation with compacted structure granular backfill material (maximum 1' loose lifts) to the level of the berm prior to placing beams for the bridge. Place Type IV geotextile fabric between embankment material and structure granular backfill. After completing the end bent backwall, or after completing the span end

wall, place the compacted structure granular backfill (maximum 1' loose lifts) to subgrade elevation. If the original excavation is enlarged, fill the entire volume with compacted structure granular backfill (maximum 1' loose lifts) at no expense to the Department. Do not place backfill before removing adjacent form work. Place structure granular backfill material in trench ditches at the ends of the excavation. Place Geotextile Fabric, Type IV over the surface of the compacted structure granular backfill prior to placing aggregate base course.

Tamp the backfill with hand tampers, pneumatic tampers, or other means approved by the Engineer. Thoroughly compact the backfill under the overhanging portions of the structure to ensure that the backfill is in intimate contact with the sides of the structure.

Do not apply seeding, sodding, or other vegetation to the exposed granular embankment.

**3.2 Special Construction Methods.** Erodible or unstable materials may erode even when protected by riprap or channel lining; use the special construction method described below when using these materials.

Use fine aggregates or friable sandstone granular embankment at "dry land" structures only. Do not use them at stream crossings or locations subject to flood waters.

For erodible or unstable materials having 50 percent or more passing the No. 4 sieve, protect with geotextile fabric. Extend the fabric from the original ground to the top of slope over the entire area of the embankment slopes on each side of, and in front of, the end bent. Cover the fabric with at least 12 inches of non-erodible material.

For erodible or unstable materials having less than 50 percent passing a No. 4 sieve, cover with at least 12 inches of non-erodible material.

Where erodible or unstable granular embankment will be protected by riprap or channel lining, place Type IV geotextile fabric between the embankment and the specified slope protection.

#### **4.0 MEASUREMENT.**

**4.1 Granular Embankment.** The Department will measure the quantity in cubic yards using the plan quantity, increased or decreased by authorized adjustments as specified in Section 204. The Department will not measure for payment any Granular Embankment that is not called for in the plans.

The Department will not measure for payment any special construction caused by using erodible or unstable materials and will consider it incidental to the Granular Embankment regardless of whether the erodible or unstable material was specified or permitted.

**4.2 Rock Embankment.** The Department will not measure for payment any rock embankment and will consider it incidental to roadway excavation or embankment in place, as applicable. Rock embankments will be constructed using granular embankment on projects where there is no available rock present within the excavation limits of the project.

**4.3 Pile Core.** Pile core will be measured and paid under roadway excavation or embankment in place, as applicable. The Department will not measure the pile core for separate payment. The Department will not measure for payment the 8-inch perforated underdrain pipe and will consider it incidental to the Pile Core.

**4.4 Structure Granular Backfill.** The Department will measure the quantity in cubic yards using the plan quantity, increased or decreased by authorized adjustments as specified in Section 204. The Department will not measure any additional material required for backfill outside the limits shown on the Plans and Standard Drawings for payment and will

consider it incidental to the work.

The Department will not measure for payment the 4-inch perforated underdrain pipe and will consider it incidental to the Structure Granular Backfill.

**4.5 Geotextile Fabric.** The Department will not measure the quantity of fabric used for separating dissimilar materials when constructing the embankment and pile core and will consider it incidental to embankment construction.

The Department will not measure for payment the Geotextile Fabric used to separate the Structure Granular Backfill from the embankment and aggregate base course and will consider it incidental to Structure Granular Backfill.

The Department will not measure for payment the Geotextile Fabric required for construction with erodible or unstable materials and will consider it incidental to embankment construction.

**4.6 End Bent.** The Department will measure the quantities according to the Contract. The Department will not measure furnishing and placing the 2-inch mortar or concrete bed for payment and will consider it incidental to the end bent construction.

**4.7 Structure Excavation.** The Department will not measure structure excavation on new embankments for payment and will consider it incidental to the Structure Granular Backfill or Concrete as applicable.

**5.0 PAYMENT.** The Department will make payment for the completed and accepted quantities under the following:

<u>Code</u>	<u>Pay Item</u>	<u>Pay Unit</u>
02223	Granular Embankment	Cubic Yards
02231	Structure Granular Backfill	Cubic Yards

The Department will consider payment as full compensation for all work required in this provision.

September 16, 2016

## **PART III**

### **EMPLOYMENT, WAGE AND RECORD REQUIREMENTS**

FHWA-1273 -- Revised May 1, 2012

**REQUIRED CONTRACT PROVISIONS  
FEDERAL-AID CONSTRUCTION CONTRACTS**

- I. General
- II. Nondiscrimination
- III. Nonsegregated Facilities
- IV. Davis-Bacon and Related Act Provisions
- V. Contract Work Hours and Safety Standards Act Provisions
- VI. Subletting or Assigning the Contract
- VII. Safety: Accident Prevention
- VIII. False Statements Concerning Highway Projects
- IX. Implementation of Clean Air Act and Federal Water Pollution Control Act
- X. Compliance with Governmentwide Suspension and Debarment Requirements
- XI. Certification Regarding Use of Contract Funds for Lobbying

3. A breach of any of the stipulations contained in these Required Contract Provisions may be sufficient grounds for withholding of progress payments, withholding of final payment, termination of the contract, suspension / debarment or any other action determined to be appropriate by the contracting agency and FHWA.

4. Selection of Labor: During the performance of this contract, the contractor shall not use convict labor for any purpose within the limits of a construction project on a Federal-aid highway unless it is labor performed by convicts who are on parole, supervised release, or probation. The term Federal-aid highway does not include roadways functionally classified as local roads or rural minor collectors.

**ATTACHMENTS**

A. Employment and Materials Preference for Appalachian Development Highway System or Appalachian Local Access Road Contracts (included in Appalachian contracts only)

**II. NONDISCRIMINATION**

The provisions of this section related to 23 CFR Part 230 are applicable to all Federal-aid construction contracts and to all related construction subcontracts of \$10,000 or more. The provisions of 23 CFR Part 230 are not applicable to material supply, engineering, or architectural service contracts.

**I. GENERAL**

1. Form FHWA-1273 must be physically incorporated in each construction contract funded under Title 23 (excluding emergency contracts solely intended for debris removal). The contractor (or subcontractor) must insert this form in each subcontract and further require its inclusion in all lower tier subcontracts (excluding purchase orders, rental agreements and other agreements for supplies or services).

In addition, the contractor and all subcontractors must comply with the following policies: Executive Order 11246, 41 CFR 60, 29 CFR 1625-1627, Title 23 USC Section 140, the Rehabilitation Act of 1973, as amended (29 USC 794), Title VI of the Civil Rights Act of 1964, as amended, and related regulations including 49 CFR Parts 21, 26 and 27; and 23 CFR Parts 200, 230, and 633.

The applicable requirements of Form FHWA-1273 are incorporated by reference for work done under any purchase order, rental agreement or agreement for other services. The prime contractor shall be responsible for compliance by any subcontractor, lower-tier subcontractor or service provider.

The contractor and all subcontractors must comply with: the requirements of the Equal Opportunity Clause in 41 CFR 60-1.4(b) and, for all construction contracts exceeding \$10,000, the Standard Federal Equal Employment Opportunity Construction Contract Specifications in 41 CFR 60-4.3.

Form FHWA-1273 must be included in all Federal-aid design-build contracts, in all subcontracts and in lower tier subcontracts (excluding subcontracts for design services, purchase orders, rental agreements and other agreements for supplies or services). The design-builder shall be responsible for compliance by any subcontractor, lower-tier subcontractor or service provider.

Note: The U.S. Department of Labor has exclusive authority to determine compliance with Executive Order 11246 and the policies of the Secretary of Labor including 41 CFR 60, and 29 CFR 1625-1627. The contracting agency and the FHWA have the authority and the responsibility to ensure compliance with Title 23 USC Section 140, the Rehabilitation Act of 1973, as amended (29 USC 794), and Title VI of the Civil Rights Act of 1964, as amended, and related regulations including 49 CFR Parts 21, 26 and 27; and 23 CFR Parts 200, 230, and 633.

Contracting agencies may reference Form FHWA-1273 in bid proposal or request for proposal documents, however, the Form FHWA-1273 must be physically incorporated (not referenced) in all contracts, subcontracts and lower-tier subcontracts (excluding purchase orders, rental agreements and other agreements for supplies or services related to a construction contract).

The following provision is adopted from 23 CFR 230, Appendix A, with appropriate revisions to conform to the U.S. Department of Labor (US DOL) and FHWA requirements.

2. Subject to the applicability criteria noted in the following sections, these contract provisions shall apply to all work performed on the contract by the contractor's own organization and with the assistance of workers under the contractor's immediate superintendence and to all work performed on the contract by piecework, station work, or by subcontract.

**1. Equal Employment Opportunity:** Equal employment opportunity (EEO) requirements not to discriminate and to take affirmative action to assure equal opportunity as set forth under laws, executive orders, rules, regulations (28 CFR 35, 29 CFR 1630, 29 CFR 1625-1627, 41 CFR 60 and 49 CFR 27) and orders of the Secretary of Labor as modified by the provisions prescribed herein, and imposed pursuant to 23 U.S.C. 140 shall constitute the EEO and specific affirmative action standards for the contractor's project activities under

this contract. The provisions of the Americans with Disabilities Act of 1990 (42 U.S.C. 12101 et seq.) set forth under 28 CFR 35 and 29 CFR 1630 are incorporated by reference in this contract. In the execution of this contract, the contractor agrees to comply with the following minimum specific requirement activities of EEO:

a. The contractor will work with the contracting agency and the Federal Government to ensure that it has made every good faith effort to provide equal opportunity with respect to all of its terms and conditions of employment and in their review of activities under the contract.

b. The contractor will accept as its operating policy the following statement:

"It is the policy of this Company to assure that applicants are employed, and that employees are treated during employment, without regard to their race, religion, sex, color, national origin, age or disability. Such action shall include: employment, upgrading, demotion, or transfer; recruitment or recruitment advertising; layoff or termination; rates of pay or other forms of compensation; and selection for training, including apprenticeship, pre-apprenticeship, and/or on-the-job training."

**2. EEO Officer:** The contractor will designate and make known to the contracting officers an EEO Officer who will have the responsibility for and must be capable of effectively administering and promoting an active EEO program and who must be assigned adequate authority and responsibility to do so.

**3. Dissemination of Policy:** All members of the contractor's staff who are authorized to hire, supervise, promote, and discharge employees, or who recommend such action, or who are substantially involved in such action, will be made fully cognizant of, and will implement, the contractor's EEO policy and contractual responsibilities to provide EEO in each grade and classification of employment. To ensure that the above agreement will be met, the following actions will be taken as a minimum:

a. Periodic meetings of supervisory and personnel office employees will be conducted before the start of work and then not less often than once every six months, at which time the contractor's EEO policy and its implementation will be reviewed and explained. The meetings will be conducted by the EEO Officer.

b. All new supervisory or personnel office employees will be given a thorough indoctrination by the EEO Officer, covering all major aspects of the contractor's EEO obligations within thirty days following their reporting for duty with the contractor.

c. All personnel who are engaged in direct recruitment for the project will be instructed by the EEO Officer in the contractor's procedures for locating and hiring minorities and women.

d. Notices and posters setting forth the contractor's EEO policy will be placed in areas readily accessible to employees, applicants for employment and potential employees.

e. The contractor's EEO policy and the procedures to implement such policy will be brought to the attention of employees by means of meetings, employee handbooks, or other appropriate means.

**4. Recruitment:** When advertising for employees, the contractor will include in all advertisements for employees the notation: "An Equal Opportunity Employer." All such advertisements will be placed in publications having a large circulation among minorities and women in the area from which the project work force would normally be derived.

a. The contractor will, unless precluded by a valid bargaining agreement, conduct systematic and direct recruitment through public and private employee referral sources likely to yield qualified minorities and women. To meet this requirement, the contractor will identify sources of potential minority group employees, and establish with such identified sources procedures whereby minority and women applicants may be referred to the contractor for employment consideration.

b. In the event the contractor has a valid bargaining agreement providing for exclusive hiring hall referrals, the contractor is expected to observe the provisions of that agreement to the extent that the system meets the contractor's compliance with EEO contract provisions. Where implementation of such an agreement has the effect of discriminating against minorities or women, or obligates the contractor to do the same, such implementation violates Federal nondiscrimination provisions.

c. The contractor will encourage its present employees to refer minorities and women as applicants for employment. Information and procedures with regard to referring such applicants will be discussed with employees.

**5. Personnel Actions:** Wages, working conditions, and employee benefits shall be established and administered, and personnel actions of every type, including hiring, upgrading, promotion, transfer, demotion, layoff, and termination, shall be taken without regard to race, color, religion, sex, national origin, age or disability. The following procedures shall be followed:

a. The contractor will conduct periodic inspections of project sites to insure that working conditions and employee facilities do not indicate discriminatory treatment of project site personnel.

b. The contractor will periodically evaluate the spread of wages paid within each classification to determine any evidence of discriminatory wage practices.

c. The contractor will periodically review selected personnel actions in depth to determine whether there is evidence of discrimination. Where evidence is found, the contractor will promptly take corrective action. If the review indicates that the discrimination may extend beyond the actions reviewed, such corrective action shall include all affected persons.

d. The contractor will promptly investigate all complaints of alleged discrimination made to the contractor in connection with its obligations under this contract, will attempt to resolve such complaints, and will take appropriate corrective action within a reasonable time. If the investigation indicates that the discrimination may affect persons other than the complainant, such corrective action shall include such other persons. Upon completion of each investigation, the contractor will inform every complainant of all of their avenues of appeal.

**6. Training and Promotion:**

a. The contractor will assist in locating, qualifying, and increasing the skills of minorities and women who are

applicants for employment or current employees. Such efforts should be aimed at developing full journey level status employees in the type of trade or job classification involved.

b. Consistent with the contractor's work force requirements and as permissible under Federal and State regulations, the contractor shall make full use of training programs, i.e., apprenticeship, and on-the-job training programs for the geographical area of contract performance. In the event a special provision for training is provided under this contract, this subparagraph will be superseded as indicated in the special provision. The contracting agency may reserve training positions for persons who receive welfare assistance in accordance with 23 U.S.C. 140(a).

c. The contractor will advise employees and applicants for employment of available training programs and entrance requirements for each.

d. The contractor will periodically review the training and promotion potential of employees who are minorities and women and will encourage eligible employees to apply for such training and promotion.

**7. Unions:** If the contractor relies in whole or in part upon unions as a source of employees, the contractor will use good faith efforts to obtain the cooperation of such unions to increase opportunities for minorities and women. Actions by the contractor, either directly or through a contractor's association acting as agent, will include the procedures set forth below:

a. The contractor will use good faith efforts to develop, in cooperation with the unions, joint training programs aimed toward qualifying more minorities and women for membership in the unions and increasing the skills of minorities and women so that they may qualify for higher paying employment.

b. The contractor will use good faith efforts to incorporate an EEO clause into each union agreement to the end that such union will be contractually bound to refer applicants without regard to their race, color, religion, sex, national origin, age or disability.

c. The contractor is to obtain information as to the referral practices and policies of the labor union except that to the extent such information is within the exclusive possession of the labor union and such labor union refuses to furnish such information to the contractor, the contractor shall so certify to the contracting agency and shall set forth what efforts have been made to obtain such information.

d. In the event the union is unable to provide the contractor with a reasonable flow of referrals within the time limit set forth in the collective bargaining agreement, the contractor will, through independent recruitment efforts, fill the employment vacancies without regard to race, color, religion, sex, national origin, age or disability; making full efforts to obtain qualified and/or qualifiable minorities and women. The failure of a union to provide sufficient referrals (even though it is obligated to provide exclusive referrals under the terms of a collective bargaining agreement) does not relieve the contractor from the requirements of this paragraph. In the event the union referral practice prevents the contractor from meeting the obligations pursuant to Executive Order 11246, as amended, and these special provisions, such contractor shall immediately notify the contracting agency.

**8. Reasonable Accommodation for Applicants / Employees with Disabilities:** The contractor must be familiar

with the requirements for and comply with the Americans with Disabilities Act and all rules and regulations established there under. Employers must provide reasonable accommodation in all employment activities unless to do so would cause an undue hardship.

**9. Selection of Subcontractors, Procurement of Materials and Leasing of Equipment:** The contractor shall not discriminate on the grounds of race, color, religion, sex, national origin, age or disability in the selection and retention of subcontractors, including procurement of materials and leases of equipment. The contractor shall take all necessary and reasonable steps to ensure nondiscrimination in the administration of this contract.

a. The contractor shall notify all potential subcontractors and suppliers and lessors of their EEO obligations under this contract.

b. The contractor will use good faith efforts to ensure subcontractor compliance with their EEO obligations.

**10. Assurance Required by 49 CFR 26.13(b):**

a. The requirements of 49 CFR Part 26 and the State DOT's U.S. DOT-approved DBE program are incorporated by reference.

b. The contractor or subcontractor shall not discriminate on the basis of race, color, national origin, or sex in the performance of this contract. The contractor shall carry out applicable requirements of 49 CFR Part 26 in the award and administration of DOT-assisted contracts. Failure by the contractor to carry out these requirements is a material breach of this contract, which may result in the termination of this contract or such other remedy as the contracting agency deems appropriate.

**11. Records and Reports:** The contractor shall keep such records as necessary to document compliance with the EEO requirements. Such records shall be retained for a period of three years following the date of the final payment to the contractor for all contract work and shall be available at reasonable times and places for inspection by authorized representatives of the contracting agency and the FHWA.

a. The records kept by the contractor shall document the following:

(1) The number and work hours of minority and non-minority group members and women employed in each work classification on the project;

(2) The progress and efforts being made in cooperation with unions, when applicable, to increase employment opportunities for minorities and women; and

(3) The progress and efforts being made in locating, hiring, training, qualifying, and upgrading minorities and women;

b. The contractors and subcontractors will submit an annual report to the contracting agency each July for the duration of the project, indicating the number of minority, women, and non-minority group employees currently engaged in each work classification required by the contract work. This information is to be reported on [Form FHWA-1391](#). The staffing data should represent the project work force on board in all or any part of the last payroll period preceding the end of July. If on-the-job training is being required by special provision, the contractor



will be required to collect and report training data. The employment data should reflect the work force on board during all or any part of the last payroll period preceding the end of July.

**III. NONSEGREGATED FACILITIES**

This provision is applicable to all Federal-aid construction contracts and to all related construction subcontracts of \$10,000 or more.

The contractor must ensure that facilities provided for employees are provided in such a manner that segregation on the basis of race, color, religion, sex, or national origin cannot result. The contractor may neither require such segregated use by written or oral policies nor tolerate such use by employee custom. The contractor's obligation extends further to ensure that its employees are not assigned to perform their services at any location, under the contractor's control, where the facilities are segregated. The term "facilities" includes waiting rooms, work areas, restaurants and other eating areas, time clocks, restrooms, washrooms, locker rooms, and other storage or dressing areas, parking lots, drinking fountains, recreation or entertainment areas, transportation, and housing provided for employees. The contractor shall provide separate or single-user restrooms and necessary dressing or sleeping areas to assure privacy between sexes.

**IV. DAVIS-BACON AND RELATED ACT PROVISIONS**

This section is applicable to all Federal-aid construction projects exceeding \$2,000 and to all related subcontracts and lower-tier subcontracts (regardless of subcontract size). The requirements apply to all projects located within the right-of-way of a roadway that is functionally classified as Federal-aid highway. This excludes roadways functionally classified as local roads or rural minor collectors, which are exempt. Contracting agencies may elect to apply these requirements to other projects.

The following provisions are from the U.S. Department of Labor regulations in 29 CFR 5.5 "Contract provisions and related matters" with minor revisions to conform to the FHWA-1273 format and FHWA program requirements.

**1. Minimum wages**

a. All laborers and mechanics employed or working upon the site of the work, will be paid unconditionally and not less often than once a week, and without subsequent deduction or rebate on any account (except such payroll deductions as are permitted by regulations issued by the Secretary of Labor under the Copeland Act (29 CFR part 3)), the full amount of wages and bona fide fringe benefits (or cash equivalents thereof) due at time of payment computed at rates not less than those contained in the wage determination of the Secretary of Labor which is attached hereto and made a part hereof, regardless of any contractual relationship which may be alleged to exist between the contractor and such laborers and mechanics.

Contributions made or costs reasonably anticipated for bona fide fringe benefits under section 1(b)(2) of the Davis-Bacon Act on behalf of laborers or mechanics are considered wages paid to such laborers or mechanics, subject to the provisions

of paragraph 1.d. of this section; also, regular contributions made or costs incurred for more than a weekly period (but not less often than quarterly) under plans, funds, or programs which cover the particular weekly period, are deemed to be constructively made or incurred during such weekly period. Such laborers and mechanics shall be paid the appropriate wage rate and fringe benefits on the wage determination for the classification of work actually performed, without regard to skill, except as provided in 29 CFR 5.5(a)(4). Laborers or mechanics performing work in more than one classification may be compensated at the rate specified for each classification for the time actually worked therein: Provided, That the employer's payroll records accurately set forth the time spent in each classification in which work is performed. The wage determination (including any additional classification and wage rates conformed under paragraph 1.b. of this section) and the Davis-Bacon poster (WH-1321) shall be posted at all times by the contractor and its subcontractors at the site of the work in a prominent and accessible place where it can be easily seen by the workers.

b.(1) The contracting officer shall require that any class of laborers or mechanics, including helpers, which is not listed in the wage determination and which is to be employed under the contract shall be classified in conformance with the wage determination. The contracting officer shall approve an additional classification and wage rate and fringe benefits therefore only when the following criteria have been met:

- (i) The work to be performed by the classification requested is not performed by a classification in the wage determination; and
- (ii) The classification is utilized in the area by the construction industry; and
- (iii) The proposed wage rate, including any bona fide fringe benefits, bears a reasonable relationship to the wage rates contained in the wage determination.

(2) If the contractor and the laborers and mechanics to be employed in the classification (if known), or their representatives, and the contracting officer agree on the classification and wage rate (including the amount designated for fringe benefits where appropriate), a report of the action taken shall be sent by the contracting officer to the Administrator of the Wage and Hour Division, Employment Standards Administration, U.S. Department of Labor, Washington, DC 20210. The Administrator, or an authorized representative, will approve, modify, or disapprove every additional classification action within 30 days of receipt and so advise the contracting officer or will notify the contracting officer within the 30-day period that additional time is necessary.

(3) In the event the contractor, the laborers or mechanics to be employed in the classification or their representatives, and the contracting officer do not agree on the proposed classification and wage rate (including the amount designated for fringe benefits, where appropriate), the contracting officer shall refer the questions, including the views of all interested parties and the recommendation of the contracting officer, to the Wage and Hour Administrator for determination. The Wage and Hour Administrator, or an authorized representative, will issue a determination within 30 days of receipt and so advise the contracting officer or

will notify the contracting officer within the 30-day period that additional time is necessary.

(4) The wage rate (including fringe benefits where appropriate) determined pursuant to paragraphs 1.b.(2) or 1.b.(3) of this section, shall be paid to all workers performing work in the classification under this contract from the first day on which work is performed in the classification.

c. Whenever the minimum wage rate prescribed in the contract for a class of laborers or mechanics includes a fringe benefit which is not expressed as an hourly rate, the contractor shall either pay the benefit as stated in the wage determination or shall pay another bona fide fringe benefit or an hourly cash equivalent thereof.

d. If the contractor does not make payments to a trustee or other third person, the contractor may consider as part of the wages of any laborer or mechanic the amount of any costs reasonably anticipated in providing bona fide fringe benefits under a plan or program. Provided, That the Secretary of Labor has found, upon the written request of the contractor, that the applicable standards of the Davis-Bacon Act have been met. The Secretary of Labor may require the contractor to set aside in a separate account assets for the meeting of obligations under the plan or program.

## 2. Withholding

The contracting agency shall upon its own action or upon written request of an authorized representative of the Department of Labor, withhold or cause to be withheld from the contractor under this contract, or any other Federal contract with the same prime contractor, or any other federally-assisted contract subject to Davis-Bacon prevailing wage requirements, which is held by the same prime contractor, so much of the accrued payments or advances as may be considered necessary to pay laborers and mechanics, including apprentices, trainees, and helpers, employed by the contractor or any subcontractor the full amount of wages required by the contract. In the event of failure to pay any laborer or mechanic, including any apprentice, trainee, or helper, employed or working on the site of the work, all or part of the wages required by the contract, the contracting agency may, after written notice to the contractor, take such action as may be necessary to cause the suspension of any further payment, advance, or guarantee of funds until such violations have ceased.

## 3. Payrolls and basic records

a. Payrolls and basic records relating thereto shall be maintained by the contractor during the course of the work and preserved for a period of three years thereafter for all laborers and mechanics working at the site of the work. Such records shall contain the name, address, and social security number of each such worker, his or her correct classification, hourly rates of wages paid (including rates of contributions or costs anticipated for bona fide fringe benefits or cash equivalents thereof of the types described in section 1(b)(2)(B) of the Davis-Bacon Act), daily and weekly number of hours worked, deductions made and actual wages paid. Whenever the Secretary of Labor has found under 29 CFR 5.5(a)(1)(iv) that the wages of any laborer or mechanic include the amount of any costs reasonably anticipated in providing benefits under a plan or program described in section 1(b)(2)(B) of the Davis-

Bacon Act, the contractor shall maintain records which show that the commitment to provide such benefits is enforceable, that the plan or program is financially responsible, and that the plan or program has been communicated in writing to the laborers or mechanics affected, and records which show the costs anticipated or the actual cost incurred in providing such benefits. Contractors employing apprentices or trainees under approved programs shall maintain written evidence of the registration of apprenticeship programs and certification of trainee programs, the registration of the apprentices and trainees, and the ratios and wage rates prescribed in the applicable programs.

b.(1) The contractor shall submit weekly for each week in which any contract work is performed a copy of all payrolls to the contracting agency. The payrolls submitted shall set out accurately and completely all of the information required to be maintained under 29 CFR 5.5(a)(3)(i), except that full social security numbers and home addresses shall not be included on weekly transmittals. Instead the payrolls shall only need to include an individually identifying number for each employee (e.g., the last four digits of the employee's social security number). The required weekly payroll information may be submitted in any form desired. Optional Form WH-347 is available for this purpose from the Wage and Hour Division Web site at <http://www.dol.gov/esa/whd/forms/wh347instr.htm> or its successor site. The prime contractor is responsible for the submission of copies of payrolls by all subcontractors. Contractors and subcontractors shall maintain the full social security number and current address of each covered worker, and shall provide them upon request to the contracting agency for transmission to the State DOT, the FHWA or the Wage and Hour Division of the Department of Labor for purposes of an investigation or audit of compliance with prevailing wage requirements. It is not a violation of this section for a prime contractor to require a subcontractor to provide addresses and social security numbers to the prime contractor for its own records, without weekly submission to the contracting agency..

(2) Each payroll submitted shall be accompanied by a "Statement of Compliance," signed by the contractor or subcontractor or his or her agent who pays or supervises the payment of the persons employed under the contract and shall certify the following:

(i) That the payroll for the payroll period contains the information required to be provided under §5.5 (a)(3)(ii) of Regulations, 29 CFR part 5, the appropriate information is being maintained under §5.5 (a)(3)(i) of Regulations, 29 CFR part 5, and that such information is correct and complete;

(ii) That each laborer or mechanic (including each helper, apprentice, and trainee) employed on the contract during the payroll period has been paid the full weekly wages earned, without rebate, either directly or indirectly, and that no deductions have been made either directly or indirectly from the full wages earned, other than permissible deductions as set forth in Regulations, 29 CFR part 3;

(iii) That each laborer or mechanic has been paid not less than the applicable wage rates and fringe benefits or cash equivalents for the classification of work performed, as specified in the applicable wage determination incorporated into the contract.

(3) The weekly submission of a properly executed certification set forth on the reverse side of Optional Form WH-347 shall satisfy the requirement for submission of the "Statement of Compliance" required by paragraph 3.b.(2) of this section.

(4) The falsification of any of the above certifications may subject the contractor or subcontractor to civil or criminal prosecution under section 1001 of title 18 and section 231 of title 31 of the United States Code.

c. The contractor or subcontractor shall make the records required under paragraph 3.a. of this section available for inspection, copying, or transcription by authorized representatives of the contracting agency, the State DOT, the FHWA, or the Department of Labor, and shall permit such representatives to interview employees during working hours on the job. If the contractor or subcontractor fails to submit the required records or to make them available, the FHWA may, after written notice to the contractor, the contracting agency or the State DOT, take such action as may be necessary to cause the suspension of any further payment, advance, or guarantee of funds. Furthermore, failure to submit the required records upon request or to make such records available may be grounds for debarment action pursuant to 29 CFR 5.12.

**4. Apprentices and trainees**

a. Apprentices (programs of the USDOL).

Apprentices will be permitted to work at less than the predetermined rate for the work they performed when they are employed pursuant to and individually registered in a bona fide apprenticeship program registered with the U.S. Department of Labor, Employment and Training Administration, Office of Apprenticeship Training, Employer and Labor Services, or with a State Apprenticeship Agency recognized by the Office, or if a person is employed in his or her first 90 days of probationary employment as an apprentice in such an apprenticeship program, who is not individually registered in the program, but who has been certified by the Office of Apprenticeship Training, Employer and Labor Services or a State Apprenticeship Agency (where appropriate) to be eligible for probationary employment as an apprentice.

The allowable ratio of apprentices to journeymen on the job site in any craft classification shall not be greater than the ratio permitted to the contractor as to the entire work force under the registered program. Any worker listed on a payroll at an apprentice wage rate, who is not registered or otherwise employed as stated above, shall be paid not less than the applicable wage rate on the wage determination for the classification of work actually performed. In addition, any apprentice performing work on the job site in excess of the ratio permitted under the registered program shall be paid not less than the applicable wage rate on the wage determination for the work actually performed. Where a contractor is performing construction on a project in a locality other than that in which its program is registered, the ratios and wage rates (expressed in percentages of the journeyman's hourly rate) specified in the contractor's or subcontractor's registered program shall be observed.

Every apprentice must be paid at not less than the rate specified in the registered program for the apprentice's level of progress, expressed as a percentage of the journeymen hourly

rate specified in the applicable wage determination. Apprentices shall be paid fringe benefits in accordance with the provisions of the apprenticeship program. If the apprenticeship program does not specify fringe benefits, apprentices must be paid the full amount of fringe benefits listed on the wage determination for the applicable classification. If the Administrator determines that a different practice prevails for the applicable apprentice classification, fringes shall be paid in accordance with that determination.

In the event the Office of Apprenticeship Training, Employer and Labor Services, or a State Apprenticeship Agency recognized by the Office, withdraws approval of an apprenticeship program, the contractor will no longer be permitted to utilize apprentices at less than the applicable predetermined rate for the work performed until an acceptable program is approved.

b. Trainees (programs of the USDOL).

Except as provided in 29 CFR 5.16, trainees will not be permitted to work at less than the predetermined rate for the work performed unless they are employed pursuant to and individually registered in a program which has received prior approval, evidenced by formal certification by the U.S. Department of Labor, Employment and Training Administration.

The ratio of trainees to journeymen on the job site shall not be greater than permitted under the plan approved by the Employment and Training Administration.

Every trainee must be paid at not less than the rate specified in the approved program for the trainee's level of progress, expressed as a percentage of the journeyman hourly rate specified in the applicable wage determination. Trainees shall be paid fringe benefits in accordance with the provisions of the trainee program. If the trainee program does not mention fringe benefits, trainees shall be paid the full amount of fringe benefits listed on the wage determination unless the Administrator of the Wage and Hour Division determines that there is an apprenticeship program associated with the corresponding journeyman wage rate on the wage determination which provides for less than full fringe benefits for apprentices. Any employee listed on the payroll at a trainee rate who is not registered and participating in a training plan approved by the Employment and Training Administration shall be paid not less than the applicable wage rate on the wage determination for the classification of work actually performed. In addition, any trainee performing work on the job site in excess of the ratio permitted under the registered program shall be paid not less than the applicable wage rate on the wage determination for the work actually performed.

In the event the Employment and Training Administration withdraws approval of a training program, the contractor will no longer be permitted to utilize trainees at less than the applicable predetermined rate for the work performed until an acceptable program is approved.

c. Equal employment opportunity. The utilization of apprentices, trainees and journeymen under this part shall be in conformity with the equal employment opportunity requirements of Executive Order 11246, as amended, and 29 CFR part 30.

d. Apprentices and Trainees (programs of the U.S. DOT).

Apprentices and trainees working under apprenticeship and skill training programs which have been certified by the Secretary of Transportation as promoting EEO in connection with Federal-aid highway construction programs are not subject to the requirements of paragraph 4 of this Section IV. The straight time hourly wage rates for apprentices and trainees under such programs will be established by the particular programs. The ratio of apprentices and trainees to journeymen shall not be greater than permitted by the terms of the particular program.

**5. Compliance with Copeland Act requirements.** The contractor shall comply with the requirements of 29 CFR part 3, which are incorporated by reference in this contract.

**6. Subcontracts.** The contractor or subcontractor shall insert Form FHWA-1273 in any subcontracts and also require the subcontractors to include Form FHWA-1273 in any lower tier subcontracts. The prime contractor shall be responsible for the compliance by any subcontractor or lower tier subcontractor with all the contract clauses in 29 CFR 5.5.

**7. Contract termination: debarment.** A breach of the contract clauses in 29 CFR 5.5 may be grounds for termination of the contract, and for debarment as a contractor and a subcontractor as provided in 29 CFR 5.12.

**8. Compliance with Davis-Bacon and Related Act requirements.** All rulings and interpretations of the Davis-Bacon and Related Acts contained in 29 CFR parts 1, 3, and 5 are herein incorporated by reference in this contract.

**9. Disputes concerning labor standards.** Disputes arising out of the labor standards provisions of this contract shall not be subject to the general disputes clause of this contract. Such disputes shall be resolved in accordance with the procedures of the Department of Labor set forth in 29 CFR parts 5, 6, and 7. Disputes within the meaning of this clause include disputes between the contractor (or any of its subcontractors) and the contracting agency, the U.S. Department of Labor, or the employees or their representatives.

**10. Certification of eligibility.**

a. By entering into this contract, the contractor certifies that neither it (nor he or she) nor any person or firm who has an interest in the contractor's firm is a person or firm ineligible to be awarded Government contracts by virtue of section 3(a) of the Davis-Bacon Act or 29 CFR 5.12(a)(1).

b. No part of this contract shall be subcontracted to any person or firm ineligible for award of a Government contract by virtue of section 3(a) of the Davis-Bacon Act or 29 CFR 5.12(a)(1).

c. The penalty for making false statements is prescribed in the U.S. Criminal Code, 18 U.S.C. 1001.

**V. CONTRACT WORK HOURS AND SAFETY STANDARDS ACT**

The following clauses apply to any Federal-aid construction contract in an amount in excess of \$100,000 and subject to the overtime provisions of the Contract Work Hours and Safety Standards Act. These clauses shall be inserted in addition to the clauses required by 29 CFR 5.5(a) or 29 CFR 4.6. As used in this paragraph, the terms laborers and mechanics include watchmen and guards.

**1. Overtime requirements.** No contractor or subcontractor contracting for any part of the contract work which may require or involve the employment of laborers or mechanics shall require or permit any such laborer or mechanic in any workweek in which he or she is employed on such work to work in excess of forty hours in such workweek unless such laborer or mechanic receives compensation at a rate not less than one and one-half times the basic rate of pay for all hours worked in excess of forty hours in such workweek.

**2. Violation; liability for unpaid wages; liquidated damages.** In the event of any violation of the clause set forth in paragraph (1.) of this section, the contractor and any subcontractor responsible therefor shall be liable for the unpaid wages. In addition, such contractor and subcontractor shall be liable to the United States (in the case of work done under contract for the District of Columbia or a territory, to such District or to such territory), for liquidated damages. Such liquidated damages shall be computed with respect to each individual laborer or mechanic, including watchmen and guards, employed in violation of the clause set forth in paragraph (1.) of this section, in the sum of \$10 for each calendar day on which such individual was required or permitted to work in excess of the standard workweek of forty hours without payment of the overtime wages required by the clause set forth in paragraph (1.) of this section.

**3. Withholding for unpaid wages and liquidated damages.** The FHWA or the contracting agency shall upon its own action or upon written request of an authorized representative of the Department of Labor withhold or cause to be withheld, from any moneys payable on account of work performed by the contractor or subcontractor under any such contract or any other Federal contract with the same prime contractor, or any other federally-assisted contract subject to the Contract Work Hours and Safety Standards Act, which is held by the same prime contractor, such sums as may be determined to be necessary to satisfy any liabilities of such contractor or subcontractor for unpaid wages and liquidated damages as provided in the clause set forth in paragraph (2.) of this section.

**4. Subcontracts.** The contractor or subcontractor shall insert in any subcontracts the clauses set forth in paragraph (1.) through (4.) of this section and also a clause requiring the subcontractors to include these clauses in any lower tier subcontracts. The prime contractor shall be responsible for compliance by any subcontractor or lower tier subcontractor with the clauses set forth in paragraphs (1.) through (4.) of this section.

**VI. SUBLETTING OR ASSIGNING THE CONTRACT**

This provision is applicable to all Federal-aid construction contracts on the National Highway System.

1. The contractor shall perform with its own organization contract work amounting to not less than 30 percent (or a greater percentage if specified elsewhere in the contract) of the total original contract price, excluding any specialty items designated by the contracting agency. Specialty items may be performed by subcontract and the amount of any such specialty items performed may be deducted from the total original contract price before computing the amount of work required to be performed by the contractor's own organization (23 CFR 635.116).

a. The term "perform work with its own organization" refers to workers employed or leased by the prime contractor, and equipment owned or rented by the prime contractor, with or without operators. Such term does not include employees or equipment of a subcontractor or lower tier subcontractor, agents of the prime contractor, or any other assignees. The term may include payments for the costs of hiring leased employees from an employee leasing firm meeting all relevant Federal and State regulatory requirements. Leased employees may only be included in this term if the prime contractor meets all of the following conditions:

- (1) the prime contractor maintains control over the supervision of the day-to-day activities of the leased employees;
- (2) the prime contractor remains responsible for the quality of the work of the leased employees;
- (3) the prime contractor retains all power to accept or exclude individual employees from work on the project; and
- (4) the prime contractor remains ultimately responsible for the payment of predetermined minimum wages, the submission of payrolls, statements of compliance and all other Federal regulatory requirements.

b. "Specialty Items" shall be construed to be limited to work that requires highly specialized knowledge, abilities, or equipment not ordinarily available in the type of contracting organizations qualified and expected to bid or propose on the contract as a whole and in general are to be limited to minor components of the overall contract.

2. The contract amount upon which the requirements set forth in paragraph (1) of Section VI is computed includes the cost of material and manufactured products which are to be purchased or produced by the contractor under the contract provisions.

3. The contractor shall furnish (a) a competent superintendent or supervisor who is employed by the firm, has full authority to direct performance of the work in accordance with the contract requirements, and is in charge of all construction operations (regardless of who performs the work) and (b) such other of its own organizational resources (supervision, management, and engineering services) as the contracting officer determines is necessary to assure the performance of the contract.

4. No portion of the contract shall be sublet, assigned or otherwise disposed of except with the written consent of the contracting officer, or authorized representative, and such consent when given shall not be construed to relieve the contractor of any responsibility for the fulfillment of the contract. Written consent will be given only after the contracting agency has assured that each subcontract is

evidenced in writing and that it contains all pertinent provisions and requirements of the prime contract.

5. The 30% self-performance requirement of paragraph (1) is not applicable to design-build contracts; however, contracting agencies may establish their own self-performance requirements.

**VII. SAFETY: ACCIDENT PREVENTION**

This provision is applicable to all Federal-aid construction contracts and to all related subcontracts.

1. In the performance of this contract the contractor shall comply with all applicable Federal, State, and local laws governing safety, health, and sanitation (23 CFR 635). The contractor shall provide all safeguards, safety devices and protective equipment and take any other needed actions as it determines, or as the contracting officer may determine, to be reasonably necessary to protect the life and health of employees on the job and the safety of the public and to protect property in connection with the performance of the work covered by the contract.

2. It is a condition of this contract, and shall be made a condition of each subcontract, which the contractor enters into pursuant to this contract, that the contractor and any subcontractor shall not permit any employee, in performance of the contract, to work in surroundings or under conditions which are unsanitary, hazardous or dangerous to his/her health or safety, as determined under construction safety and health standards (29 CFR 1926) promulgated by the Secretary of Labor, in accordance with Section 107 of the Contract Work Hours and Safety Standards Act (40 U.S.C. 3704).

3. Pursuant to 29 CFR 1926.3, it is a condition of this contract that the Secretary of Labor or authorized representative thereof, shall have right of entry to any site of contract performance to inspect or investigate the matter of compliance with the construction safety and health standards and to carry out the duties of the Secretary under Section 107 of the Contract Work Hours and Safety Standards Act (40 U.S.C.3704).

**VIII. FALSE STATEMENTS CONCERNING HIGHWAY PROJECTS**

This provision is applicable to all Federal-aid construction contracts and to all related subcontracts.

In order to assure high quality and durable construction in conformity with approved plans and specifications and a high degree of reliability on statements and representations made by engineers, contractors, suppliers, and workers on Federal-aid highway projects, it is essential that all persons concerned with the project perform their functions as carefully, thoroughly, and honestly as possible. Willful falsification, distortion, or misrepresentation with respect to any facts related to the project is a violation of Federal law. To prevent any misunderstanding regarding the seriousness of these and similar acts, Form FHWA-1022 shall be posted on each Federal-aid highway project (23 CFR 635) in one or more places where it is readily available to all persons concerned with the project:

18 U.S.C. 1020 reads as follows:

"Whoever, being an officer, agent, or employee of the United States, or of any State or Territory, or whoever, whether a person, association, firm, or corporation, knowingly makes any false statement, false representation, or false report as to the character, quality, quantity, or cost of the material used or to be used, or the quantity or quality of the work performed or to be performed, or the cost thereof in connection with the submission of plans, maps, specifications, contracts, or costs of construction on any highway or related project submitted for approval to the Secretary of Transportation; or

Whoever knowingly makes any false statement, false representation, false report or false claim with respect to the character, quality, quantity, or cost of any work performed or to be performed, or materials furnished or to be furnished, in connection with the construction of any highway or related project approved by the Secretary of Transportation; or

Whoever knowingly makes any false statement or false representation as to material fact in any statement, certificate, or report submitted pursuant to provisions of the Federal-aid Roads Act approved July 1, 1916, (39 Stat. 355), as amended and supplemented;

Shall be fined under this title or imprisoned not more than 5 years or both."

**IX. IMPLEMENTATION OF CLEAN AIR ACT AND FEDERAL WATER POLLUTION CONTROL ACT**

This provision is applicable to all Federal-aid construction contracts and to all related subcontracts.

By submission of this bid/proposal or the execution of this contract, or subcontract, as appropriate, the bidder, proposer, Federal-aid construction contractor, or subcontractor, as appropriate, will be deemed to have stipulated as follows:

1. That any person who is or will be utilized in the performance of this contract is not prohibited from receiving an award due to a violation of Section 508 of the Clean Water Act or Section 306 of the Clean Air Act.
2. That the contractor agrees to include or cause to be included the requirements of paragraph (1) of this Section X in every subcontract, and further agrees to take such action as the contracting agency may direct as a means of enforcing such requirements.

**X. CERTIFICATION REGARDING DEBARMENT, SUSPENSION, INELIGIBILITY AND VOLUNTARY EXCLUSION**

This provision is applicable to all Federal-aid construction contracts, design-build contracts, subcontracts, lower-tier subcontracts, purchase orders, lease agreements, consultant contracts or any other covered transaction requiring FHWA approval or that is estimated to cost \$25,000 or more – as defined in 2 CFR Parts 180 and 1200.

**1. Instructions for Certification – First Tier Participants:**

- a. By signing and submitting this proposal, the prospective first tier participant is providing the certification set out below.
- b. The inability of a person to provide the certification set out below will not necessarily result in denial of participation in this

covered transaction. The prospective first tier participant shall submit an explanation of why it cannot provide the certification set out below. The certification or explanation will be considered in connection with the department or agency's determination whether to enter into this transaction. However, failure of the prospective first tier participant to furnish a certification or an explanation shall disqualify such a person from participation in this transaction.

c. The certification in this clause is a material representation of fact upon which reliance was placed when the contracting agency determined to enter into this transaction. If it is later determined that the prospective participant knowingly rendered an erroneous certification, in addition to other remedies available to the Federal Government, the contracting agency may terminate this transaction for cause of default.

d. The prospective first tier participant shall provide immediate written notice to the contracting agency to whom this proposal is submitted if any time the prospective first tier participant learns that its certification was erroneous when submitted or has become erroneous by reason of changed circumstances.

e. The terms "covered transaction," "debarred," "suspended," "ineligible," "participant," "person," "principal," and "voluntarily excluded," as used in this clause, are defined in 2 CFR Parts 180 and 1200. "First Tier Covered Transactions" refers to any covered transaction between a grantee or subgrantee of Federal funds and a participant (such as the prime or general contract). "Lower Tier Covered Transactions" refers to any covered transaction under a First Tier Covered Transaction (such as subcontracts). "First Tier Participant" refers to the participant who has entered into a covered transaction with a grantee or subgrantee of Federal funds (such as the prime or general contractor). "Lower Tier Participant" refers any participant who has entered into a covered transaction with a First Tier Participant or other Lower Tier Participants (such as subcontractors and suppliers).

f. The prospective first tier participant agrees by submitting this proposal that, should the proposed covered transaction be entered into, it shall not knowingly enter into any lower tier covered transaction with a person who is debarred, suspended, declared ineligible, or voluntarily excluded from participation in this covered transaction, unless authorized by the department or agency entering into this transaction.

g. The prospective first tier participant further agrees by submitting this proposal that it will include the clause titled "Certification Regarding Debarment, Suspension, Ineligibility and Voluntary Exclusion-Lower Tier Covered Transactions," provided by the department or contracting agency, entering into this covered transaction, without modification, in all lower tier covered transactions and in all solicitations for lower tier covered transactions exceeding the \$25,000 threshold.

h. A participant in a covered transaction may rely upon a certification of a prospective participant in a lower tier covered transaction that is not debarred, suspended, ineligible, or voluntarily excluded from the covered transaction, unless it knows that the certification is erroneous. A participant is responsible for ensuring that its principals are not suspended, debarred, or otherwise ineligible to participate in covered transactions. To verify the eligibility of its principals, as well as the eligibility of any lower tier prospective participants, each participant may, but is not required to, check the Excluded Parties List System website (<https://www.epls.gov/>), which is compiled by the General Services Administration.

i. Nothing contained in the foregoing shall be construed to require the establishment of a system of records in order to render in good faith the certification required by this clause. The knowledge and information of the prospective participant is not required to exceed that which is normally possessed by a prudent person in the ordinary course of business dealings.

j. Except for transactions authorized under paragraph (f) of these instructions, if a participant in a covered transaction knowingly enters into a lower tier covered transaction with a person who is suspended, debarred, ineligible, or voluntarily excluded from participation in this transaction, in addition to other remedies available to the Federal Government, the department or agency may terminate this transaction for cause or default.

\*\*\*\*\*

**2. Certification Regarding Debarment, Suspension, Ineligibility and Voluntary Exclusion – First Tier Participants:**

a. The prospective first tier participant certifies to the best of its knowledge and belief, that it and its principals:

- (1) Are not presently debarred, suspended, proposed for debarment, declared ineligible, or voluntarily excluded from participating in covered transactions by any Federal department or agency;
- (2) Have not within a three-year period preceding this proposal been convicted of or had a civil judgment rendered against them for commission of fraud or a criminal offense in connection with obtaining, attempting to obtain, or performing a public (Federal, State or local) transaction or contract under a public transaction; violation of Federal or State antitrust statutes or commission of embezzlement, theft, forgery, bribery, falsification or destruction of records, making false statements, or receiving stolen property;
- (3) Are not presently indicted for or otherwise criminally or civilly charged by a governmental entity (Federal, State or local) with commission of any of the offenses enumerated in paragraph (a)(2) of this certification; and
- (4) Have not within a three-year period preceding this application/proposal had one or more public transactions (Federal, State or local) terminated for cause or default.

b. Where the prospective participant is unable to certify to any of the statements in this certification, such prospective participant shall attach an explanation to this proposal.

**2. Instructions for Certification - Lower Tier Participants:**

(Applicable to all subcontracts, purchase orders and other lower tier transactions requiring prior FHWA approval or estimated to cost \$25,000 or more - 2 CFR Parts 180 and 1200)

a. By signing and submitting this proposal, the prospective lower tier is providing the certification set out below.

b. The certification in this clause is a material representation of fact upon which reliance was placed when this transaction was entered into. If it is later determined that the prospective lower tier participant knowingly rendered an erroneous certification, in addition to other remedies available to the Federal Government, the department, or agency with which

this transaction originated may pursue available remedies, including suspension and/or debarment.

c. The prospective lower tier participant shall provide immediate written notice to the person to which this proposal is submitted if at any time the prospective lower tier participant learns that its certification was erroneous by reason of changed circumstances.

d. The terms "covered transaction," "debarred," "suspended," "ineligible," "participant," "person," "principal," and "voluntarily excluded," as used in this clause, are defined in 2 CFR Parts 180 and 1200. You may contact the person to which this proposal is submitted for assistance in obtaining a copy of those regulations. "First Tier Covered Transactions" refers to any covered transaction between a grantee or subgrantee of Federal funds and a participant (such as the prime or general contract). "Lower Tier Covered Transactions" refers to any covered transaction under a First Tier Covered Transaction (such as subcontracts). "First Tier Participant" refers to the participant who has entered into a covered transaction with a grantee or subgrantee of Federal funds (such as the prime or general contractor). "Lower Tier Participant" refers any participant who has entered into a covered transaction with a First Tier Participant or other Lower Tier Participants (such as subcontractors and suppliers).

e. The prospective lower tier participant agrees by submitting this proposal that, should the proposed covered transaction be entered into, it shall not knowingly enter into any lower tier covered transaction with a person who is debarred, suspended, declared ineligible, or voluntarily excluded from participation in this covered transaction, unless authorized by the department or agency with which this transaction originated.

f. The prospective lower tier participant further agrees by submitting this proposal that it will include this clause titled "Certification Regarding Debarment, Suspension, Ineligibility and Voluntary Exclusion-Lower Tier Covered Transaction," without modification, in all lower tier covered transactions and in all solicitations for lower tier covered transactions exceeding the \$25,000 threshold.

g. A participant in a covered transaction may rely upon a certification of a prospective participant in a lower tier covered transaction that is not debarred, suspended, ineligible, or voluntarily excluded from the covered transaction, unless it knows that the certification is erroneous. A participant is responsible for ensuring that its principals are not suspended, debarred, or otherwise ineligible to participate in covered transactions. To verify the eligibility of its principals, as well as the eligibility of any lower tier prospective participants, each participant may, but is not required to, check the Excluded Parties List System website (<https://www.epls.gov/>), which is compiled by the General Services Administration.

h. Nothing contained in the foregoing shall be construed to require establishment of a system of records in order to render in good faith the certification required by this clause. The knowledge and information of participant is not required to exceed that which is normally possessed by a prudent person in the ordinary course of business dealings.

i. Except for transactions authorized under paragraph e of these instructions, if a participant in a covered transaction knowingly enters into a lower tier covered transaction with a person who is suspended, debarred, ineligible, or voluntarily excluded from participation in this transaction, in addition to other remedies available to the Federal Government, the

department or agency with which this transaction originated may pursue available remedies, including suspension and/or debarment.

\* \* \* \* \*

**Certification Regarding Debarment, Suspension, Ineligibility and Voluntary Exclusion--Lower Tier Participants:**

1. The prospective lower tier participant certifies, by submission of this proposal, that neither it nor its principals is presently debarred, suspended, proposed for debarment, declared ineligible, or voluntarily excluded from participating in covered transactions by any Federal department or agency.

2. Where the prospective lower tier participant is unable to certify to any of the statements in this certification, such prospective participant shall attach an explanation to this proposal.

\* \* \* \* \*

**XI. CERTIFICATION REGARDING USE OF CONTRACT FUNDS FOR LOBBYING**

This provision is applicable to all Federal-aid construction contracts and to all related subcontracts which exceed \$100,000 (49 CFR 20).

1. The prospective participant certifies, by signing and submitting this bid or proposal, to the best of his or her knowledge and belief, that:

a. No Federal appropriated funds have been paid or will be paid, by or on behalf of the undersigned, to any person for influencing or attempting to influence an officer or employee of any Federal agency, a Member of Congress, an officer or employee of Congress, or an employee of a Member of Congress in connection with the awarding of any Federal contract, the making of any Federal grant, the making of any Federal loan, the entering into of any cooperative agreement, and the extension, continuation, renewal, amendment, or modification of any Federal contract, grant, loan, or cooperative agreement.

b. If any funds other than Federal appropriated funds have been paid or will be paid to any person for influencing or attempting to influence an officer or employee of any Federal agency, a Member of Congress, an officer or employee of Congress, or an employee of a Member of Congress in connection with this Federal contract, grant, loan, or cooperative agreement, the undersigned shall complete and submit Standard Form-LLL, "Disclosure Form to Report Lobbying," in accordance with its instructions.

2. This certification is a material representation of fact upon which reliance was placed when this transaction was made or entered into. Submission of this certification is a prerequisite for making or entering into this transaction imposed by 31 U.S.C. 1352. Any person who fails to file the required certification shall be subject to a civil penalty of not less than \$10,000 and not more than \$100,000 for each such failure.

3. The prospective participant also agrees by submitting its bid or proposal that the participant shall require that the language of this certification be included in all lower tier subcontracts, which exceed \$100,000 and that all such recipients shall certify and disclose accordingly.



**ATTACHMENT A - EMPLOYMENT AND MATERIALS  
PREFERENCE FOR APPALACHIAN DEVELOPMENT  
HIGHWAY SYSTEM OR APPALACHIAN LOCAL ACCESS  
ROAD CONTRACTS**

This provision is applicable to all Federal-aid projects funded under the Appalachian Regional Development Act of 1965.

1. During the performance of this contract, the contractor undertaking to do work which is, or reasonably may be, done as on-site work, shall give preference to qualified persons who regularly reside in the labor area as designated by the DOL wherein the contract work is situated, or the subregion, or the Appalachian counties of the State wherein the contract work is situated, except:

a. To the extent that qualified persons regularly residing in the area are not available.

b. For the reasonable needs of the contractor to employ supervisory or specially experienced personnel necessary to assure an efficient execution of the contract work.

c. For the obligation of the contractor to offer employment to present or former employees as the result of a lawful collective bargaining contract, provided that the number of nonresident persons employed under this subparagraph (1c) shall not exceed 20 percent of the total number of employees employed by the contractor on the contract work, except as provided in subparagraph (4) below.

2. The contractor shall place a job order with the State Employment Service indicating (a) the classifications of the laborers, mechanics and other employees required to perform the contract work, (b) the number of employees required in each classification, (c) the date on which the participant estimates such employees will be required, and (d) any other pertinent information required by the State Employment Service to complete the job order form. The job order may be placed with the State Employment Service in writing or by telephone. If during the course of the contract work, the information submitted by the contractor in the original job order is substantially modified, the participant shall promptly notify the State Employment Service.

3. The contractor shall give full consideration to all qualified job applicants referred to him by the State Employment Service. The contractor is not required to grant employment to any job applicants who, in his opinion, are not qualified to perform the classification of work required.

4. If, within one week following the placing of a job order by the contractor with the State Employment Service, the State Employment Service is unable to refer any qualified job applicants to the contractor, or less than the number requested, the State Employment Service will forward a certificate to the contractor indicating the unavailability of applicants. Such certificate shall be made a part of the contractor's permanent project records. Upon receipt of this certificate, the contractor may employ persons who do not normally reside in the labor area to fill positions covered by the certificate, notwithstanding the provisions of subparagraph (1c) above.

5. The provisions of 23 CFR 633.207(e) allow the contracting agency to provide a contractual preference for the use of mineral resource materials native to the Appalachian region.

6. The contractor shall include the provisions of Sections 1 through 4 of this Attachment A in every subcontract for work which is, or reasonably may be, done as on-site work.

**KENTUCKY TRANSPORTATION CABINET  
DEPARTMENT OF HIGHWAYS**

**EMPLOYMENT REQUIREMENTS  
RELATING TO  
NONDISCRIMINATION OF EMPLOYEES  
(APPLICABLE TO FEDERAL-AID SYSTEM CONTRACTS)**

**AN ACT OF THE KENTUCKY GENERAL ASSEMBLY  
TO PREVENT DISCRIMINATION IN EMPLOYMENT**

**KRS CHAPTER 344  
EFFECTIVE JUNE 16, 1972**

The contract on this project, in accordance with KRS Chapter 344, provides that during the performance of this contract, the contractor agrees as follows:

4. The contractor will send to each labor union or representative of workers with which he has a collective bargaining agreement or other contract or understanding, a notice to be provided advising the said labor union or workers' representative of the contractor's commitments under this section, and shall post copies of the notice in conspicuous places available to employees and applicants for employment. The contractor will take such action with respect to any subcontract or purchase order as the administering agency may direct as a means of enforcing such provisions, including sanctions for non-compliance.

Revised: January 25, 2017

1. The contractor shall not fail or refuse to hire, or shall not discharge any individual, or otherwise discriminate against an individual with respect to his compensation, terms, conditions, or privileges of employment, because of such individual's race, color, religion, national origin, sex, disability or age (forty and above); or limit, segregate, or classify his employees in any way which would deprive or tend to deprive an individual of employment opportunities or otherwise adversely affect his status as an employee, because of such individual's race, color, religion, national origin, sex, disability or age forty (40) and over. The contractor agrees to post in conspicuous places, available to employees and applicants for employment, notices to be provided setting forth the provisions of this nondiscrimination clause.

2. The contractor shall not print or publish or cause to be printed or published a notice or advertisement relating to employment by such an employer or membership in or any classification or referral for employment by the employment agency, indicating any preference, limitation, specification, or discrimination, based on race, color, religion, national origin, sex, or age forty (40) and over, or because the person is a qualified individual with a disability, except that such a notice or advertisement may indicate a preference, limitation, or specification based on religion, national origin, sex, or age forty (40) and over, or because the person is a qualified individual with a disability, when religion, national origin, sex, or age forty (40) and over, or because the person is a qualified individual with a disability, is a bona fide occupational qualification for employment.

3. If the contractor is in control of apprenticeship or other training or retraining, including on-the-job training programs, he shall not discriminate against an individual because of his race, color, religion, national origin, sex, disability or age forty (40) and over, in admission to, or employment in any program established to provide apprenticeship or other training.

### Standard Title VI/Non-Discrimination Assurances

During the performance of this contract, the contractor, for itself, its assignees, and successors in interest (hereinafter referred to as the "contractor") agrees as follows:

1. **Compliance with Regulations:** The contractor (hereinafter includes consultants) will comply with the Acts and the Regulations relative to Non-discrimination in Federally-assisted programs of the U.S. Department of Transportation, **Federal Highway Administration**, as they may be amended from time to time, which are herein incorporated by reference and made a part of this contract.
2. **Non-discrimination:** The contractor, with regard to the work performed by it during the contract, will not discriminate on the grounds of race, color, or national origin in the selection and retention of subcontractors, including procurements of materials and leases of equipment. The contractor will not participate directly or indirectly in the discrimination prohibited by the Acts and the Regulations, including employment practices when the contract covers any activity, project, or program set forth in Appendix B of 49 CFR Part 21.
3. **Solicitations for Subcontracts, Including Procurements of Materials and Equipment:** In all solicitations, either by competitive bidding, or negotiation made by the contractor for work to be performed under a subcontract, including procurements of materials, or leases of equipment, each potential subcontractor or supplier will be notified by the contractor of the contractor's obligations under this contract and the Acts and the Regulations relative to Non-discrimination on the grounds of race, color, or national origin.
4. **Information and Reports:** The contractor will provide all information and reports required by the Acts, the Regulations, and directives issued pursuant thereto and will permit access to its books, records, accounts, other sources of information, and its facilities as may be determined by the Recipient or the **Federal Highway Administration** to be pertinent to ascertain compliance with such Acts, Regulations, and instructions. Where any information required of a contractor is in the exclusive possession of another who fails or refuses to furnish the information, the contractor will so certify to the Recipient or the **Federal Highway Administration**, as appropriate, and will set forth what efforts it has made to obtain the information.
5. **Sanctions for Noncompliance:** In the event of a contractor's noncompliance with the Non-discrimination provisions of this contract, the Recipient will impose such contract sanctions as it or the **Federal Highway Administration** may determine to be appropriate, including, but not limited to:
  - a. withholding payments to the contractor under the contract until the contractor complies; and/or
  - b. cancelling, terminating, or suspending a contract, in whole or in part.
6. **Incorporation of Provisions:** The contractor will include the provisions of paragraphs one through six in every subcontract, including procurements of materials and leases of equipment, unless exempt by the Acts, the Regulations and directives issued pursuant thereto. The contractor will take action with respect to any subcontract or procurement as the Recipient or the **Federal Highway Administration** may direct as a means of enforcing such provisions including sanctions for noncompliance. Provided, that if the contractor becomes involved in, or is threatened with litigation by a subcontractor, or supplier because of such direction, the contractor may request the Recipient to enter into any litigation to protect the interests of the Recipient. In addition, the contractor may request the United States to enter into the litigation to protect the interests of the United States.

### Standard Title VI/Non-Discrimination Statutes and Authorities

During the performance of this contract, the contractor, for itself, its assignees, and successors in interest (hereinafter referred to as the “contractor”) agrees to comply with the following non-discrimination statutes and authorities; including but not limited to:

- Title VI of the Civil Rights Act of 1964 (42 U.S.C. § 2000d *et seq.*, 78 stat. 252), (prohibits discrimination on the basis of race, color, national origin); and 49 CFR Part 21;
- The Uniform Relocation Assistance and Real Property Acquisition Policies Act of 1970, (42 U.S.C. § 4601), (prohibits unfair treatment of persons displaced or whose property has been acquired because of Federal or Federal-aid programs and projects);
- Federal-Aid Highway Act of 1973, (23 U.S.C. § 324 *et seq.*), (prohibits discrimination on the basis of sex);
- Section 504 of the Rehabilitation Act of 1973, (29 U.S.C. § 794 *et seq.*), as amended, (prohibits discrimination on the basis of disability); and 49 CFR Part 27;
- The Age Discrimination Act of 1975, as amended, (42 U.S.C. § 6101 *et seq.*), (prohibits discrimination on the basis of age);
- Airport and Airway Improvement Act of 1982, (49 USC § 471, Section 47123), as amended, (prohibits discrimination based on race, creed, color, national origin, or sex);
- The Civil Rights Restoration Act of 1987, (PL 100-209), (Broadened the scope, coverage and applicability of Title VI of the Civil Rights Act of 1964, The Age Discrimination Act of 1975 and Section 504 of the Rehabilitation Act of 1973, by expanding the definition of the terms “programs or activities” to include all of the programs or activities of the Federal-aid recipients, sub-recipients and contractors, whether such programs or activities are Federally funded or not);
- Titles II and III of the Americans with Disabilities Act, which prohibit discrimination on the basis of disability in the operation of public entities, public and private transportation systems, places of public accommodation, and certain testing entities (42 U.S.C. §§ 12131 -- 12189) as implemented by Department of Transportation regulations at 49 C.F.R. parts 37 and 38;
- The Federal Aviation Administration’s Non-discrimination statute (49 U.S.C. § 47123) (prohibits discrimination on the basis of race, color, national origin, and sex);
- Executive Order 12898, Federal Actions to Address Environmental Justice in Minority Populations and Low-Income Populations, which ensures non-discrimination against minority populations by discouraging programs, policies, and activities with disproportionately high and adverse human health or environmental effects on minority and low-income populations;
- Executive Order 13166, Improving Access to Services for Persons with Limited English Proficiency, and resulting agency guidance, national origin discrimination includes discrimination because of limited English proficiency (LEP). To ensure compliance with Title VI, you must take reasonable steps to ensure that LEP persons have meaningful access to your programs (70 Fed. Reg. at 74087 to 74100);
- Title IX of the Education Amendments of 1972, as amended, which prohibits you from discriminating because of sex in education programs or activities (20 U.S.C. 1681 *et seq.*)

## EXECUTIVE BRANCH CODE OF ETHICS

In the 1992 regular legislative session, the General Assembly passed and Governor Brereton Jones signed Senate Bill 63 (codified as KRS 11A), the Executive Branch Code of Ethics, which states, in part:

KRS 11A.040 (7) provides:

No present or former public servant shall, within six (6) months following termination of his office or employment, accept employment, compensation, or other economic benefit from any person or business that contracts or does business with, or is regulated by, the state in matters in which he was directly involved during the last thirty-six (36) months of his tenure. This provision shall not prohibit an individual from returning to the same business, firm, occupation, or profession in which he was involved prior to taking office or beginning his term of employment, or for which he received, prior to his state employment, a professional degree or license, provided that, for a period of six (6) months, he personally refrains from working on any matter in which he was directly involved during the last thirty-six (36) months of his tenure in state government. This subsection shall not prohibit the performance of ministerial functions, including but not limited to filing tax returns, filing applications for permits or licenses, or filing incorporation papers, nor shall it prohibit the former officer or public servant from receiving public funds disbursed through entitlement programs.

KRS 11A.040 (9) states:

A former public servant shall not represent a person or business before a state agency in a matter in which the former public servant was directly involved during the last thirty-six (36) months of his tenure, for a period of one (1) year after the latter of:

- a) The date of leaving office or termination of employment; or
- b) The date the term of office expires to which the public servant was elected.

This law is intended to promote public confidence in the integrity of state government and to declare as public policy the idea that state employees should view their work as a public trust and not as a way to obtain private benefits.

If you have worked for the executive branch of state government within the past six months, you may be subject to the law's prohibitions. The law's applicability may be different if you hold elected office or are contemplating representation of another before a state agency.

Also, if you are affiliated with a firm which does business with the state and which employs former state executive-branch employees, you should be aware that the law may apply to them.

In case of doubt, the law permits you to request an advisory opinion from the Executive Branch Ethics Commission, 3 Fountain Place, Frankfort, Kentucky 40601; telephone (502) 564-7954.

Revised: January 27, 2017

General Decision Number: KY190107 01/04/2019 KY107

Superseded General Decision Number: KY20180187

State: Kentucky

Construction Type: Highway

Counties: Adair, Barren, Bell, Breathitt, Casey, Clay, Clinton, Cumberland, Estill, Floyd, Garrard, Green, Harlan, Hart, Jackson, Johnson, Knott, Knox, Laurel, Lawrence, Lee, Leslie, Letcher, Lincoln, Magoffin, Martin, McCreary, Menifee, Metcalfe, Monroe, Morgan, Owsley, Perry, Pike, Powell, Pulaski, Rockcastle, Russell, Taylor, Wayne, Whitley and Wolfe Counties in Kentucky.

HIGHWAY CONSTRUCTION PROJECTS

Note: Under Executive Order (EO) 13658, an hourly minimum wage of \$10.60 for calendar year 2019 applies to all contracts subject to the Davis-Bacon Act for which the contract is awarded (and any solicitation was issued) on or after January 1, 2015. If this contract is covered by the EO, the contractor must pay all workers in any classification listed on this wage determination at least \$10.60 per hour (or the applicable wage rate listed on this wage determination, if it is higher) for all hours spent performing on the contract in calendar year 2019. If this contract is covered by the EO and a classification considered necessary for performance of work on the contract does not appear on this wage determination, the contractor must pay workers in that classification at least the wage rate determined through the conformance process set forth in 29 CFR 5.5(a)(1)(ii) (or the EO minimum wage rate, if it is higher than the conformed wage rate). The EO minimum wage rate will be adjusted annually. Please note that this EO applies to the above-mentioned types of contracts entered into by the federal government that are subject to the Davis-Bacon Act itself, but it does not apply to contracts subject only to the Davis-Bacon Related Acts, including those set forth at 29 CFR 5.1(a)(2)-(60). Additional information on contractor requirements and worker protections under the EO is available at [www.dol.gov/whd/govcontracts](http://www.dol.gov/whd/govcontracts).

Modification Number	Publication Date
0	01/04/2019

SUKY2015-047 10/20/2015

	Rates	Fringes
BOILERMAKER.....	\$ 24.65	12.94
BRICKLAYER		
Bricklayer.....	\$ 22.90	8.50

Stone Mason.....	\$ 21.50	8.50
CARPENTER		
Carpenter.....	\$ 24.90	14.50
Piledriver.....	\$ 24.55	14.50

CEMENT MASON.....	\$ 21.25	8.50
-------------------	----------	------

ELECTRICIAN		
Electrician.....	\$ 29.36	10.55
Equipment Operator.....	\$ 26.90	10.31
Groundsman.....	\$ 17.79	8.51
Lineman.....	\$ 30.09	10.94

When workmen are required to work from bosum chairs, trusses, stacks, tanks, scaffolds, catwalks, radio and T.V. towers, structural steel (open, unprotected, unfloored raw steel), and bridges or similar hazardous locations where workmen are subject to fall, except where using JLG's and bucket trucks up to 75 feet: Add 25% to workman's base rate for 50 to 75 feet, and add 50% to workman's base rate for over 75 feet.

IRONWORKER.....	\$ 27.56	20.57
-----------------	----------	-------

LABORER		
Group 1.....	\$ 21.80	12.36
Group 2.....	\$ 22.05	12.36
Group 3.....	\$ 22.10	12.36
Group 4.....	\$ 22.70	12.36

GROUP 1: Aging and Curing of Concrete (Any Mode or Method), Asbestos Abatement Worker, Asphalt Plant Laborers, Asphalt Laborers, Batch Truck Dumpers, Carpenter Tenders, Cement Mason Tenders, Cleaning of Machines, Concrete Laborers, Demolition Laborers, Dredging Laborers, Drill Tender, Environmental Laborer - Nuclear, Radiation, Toxic and Hazardous Waste - Level D, Flagmen, Grade Checkers, All Hand Digging and Hand Back Filling, Highway Marker Placers, Landscaping Laborers, Mesh Handlers and Placers, Puddler, Railroad Laborers, Rip-rap and Grouters, Right of Way Laborers, Sign, Guard Rail and Fence Installers (All Types), Signalmen, Sound Barrier Installer, Storm and Sanitary Sewer Laborers, Swampers, Truck Spotters and Dumpers, Wrecking of Concrete Forms, General Cleanup

GROUP 2: Batter Board Men (Sanitary and Storm Sewer), Brickmason Tenders, Mortar Mixer Operator, Scaffold Builders, Burner and Welder, Bushammers, Chain Saw Operator, Concrete Saw Operators, Deckhand Scow Man, Dry Cement Handlers, Environmental Laborers - Nuclear, Radiation, Toxic and Hazardous Waste - Level C, Forklift Operators for Masonry, Form Setters, Green Concrete Cutting, Hand Operated Grouter and Grinder Machine Operator, Jack Hammers, Lead Paint Abatement, Pavement Breakers, Paving Joint Machine, Pipe Layers - Laser Operators (Non-metallic), Plastic Pipe Fusion, Power Driven Georgia Buggy and Wheel Barrow, Power Post Hole Diggers, Precast Manhole Setters, Walk-behind Tampers, Walk-behind Trenchers, Sand Blasters, Concrete Chippers, Surface Grinders, Vibrator Operators, Wagon Drillers

GROUP 3: Air Track Driller (All Types), Asphalt Luteman and Rakers, Gunnite Nozzleman, Gunnite Operators and Mixers, Grout

Pump Operator, Powderman and Blaster, Side Rail Setters, Rail Paved Ditches, Screw Operators, Tunnel Laborers (Free Air), Water Blasters

GROUP 4: Caisson Workers (Free Air), Cement Finishers, Environmental Laborer - Nuclear, Radiation, Toxic and Hazardous Waste - Level A and B, miners and Drillers (Free Air), Tunnel Blasters, and Tunnel Mockers (Free Air), Directional and Horizontal Boring, Air Track Drillers (All Types), Powder Man and Blasters, Troxler and Concrete Tester if Laborer is Utilized

PAINTER

All Excluding Bridges.....	\$ 19.92	9.57
Bridges.....	\$ 23.92	10.07

PLUMBER.....	\$ 22.52	7.80
--------------	----------	------

POWER EQUIPMENT OPERATOR:

Group 1.....	\$ 29.95	14.40
Group 2.....	\$ 29.95	14.40
Group 3.....	\$ 27.26	14.40
Group 4.....	\$ 26.96	14.40

GROUP 1: Auto Patrol, Batch Plant, Bituminous Paver, Cable-Way, Clamshell, Concrete Mixer (21 cu ft or over), Concrete Pump, Crane, Crusher Plant, Derrick, Derrick Boat, Ditching and Trenching Machine, Dragline, Dredge Engineer, Elevator (regardless of ownership when used for hoisting any building material), Elevating Grader and all types of Loaders, Hoe-type Machine, Hoisting Engine, Locomotive, LeTourneau or Carry-all Scoop, Bulldozer, Mechanic, Orangepeel Bucket, Piledriver, Power Blade, Roller (Bituminous), Roller (Earth), Roller (Rock), Scarifier, Shovel, Tractor Shovel, Truck Crane, Well Point, Winch Truck, Push Dozer, Grout Pump, High Lift, Fork Lift (regardless of lift height), all types of Boom Cats, Multiple Operator, Core Drill, Tow or Push Boat, A-Frame Winch Truck, Concrete Paver, Grade-All, Hoist, Hyster, Material Pump, Pumpcrete, Ross Carrier, Sheepfoot, Sideboom, Throttle-Valve Man, Rotary Drill, Power Generator, Mucking Machine, Rock Spreader attached to Equipment, Scoopmobile, KeCal Loader, Tower Cranes, (French, German and other types), Hydrocrane, Tugger, Backfiller Gurries, Self-propelled Compactor, Self-Contained Hydraulic Percussion Drill

GROUP 2: All Air Compressors (200 cu ft/min or greater), Bituminous Mixer, Concrete Mixer (21 cu. ft. or over), Welding Machine, Form Grader, Tractor (50 hp and over), Bull Float, Finish Machine, Outboard Motor Boat, Brakeman, Mechanic Tender, Whirly Oiler, Tract-air, Road Widening Trencher, Articulating Trucks

GROUP 3: Greaser on Grease Facilities servicing Heavy Equipment

GROUP 4: Bituminous Distributor, Cement Gun, Conveyor, Mud Jack, Paving Joint Machine, Pump, Tamping Machine, Tractor (under 50 hp), Vibrator, Oiler, Air Compressor (under 200 cu ft per minute), Concrete Saw, Burlap and Curing Machine, Hydro Seeder, Power Form Handling Equipment, Deckhand Oiler, Hydraulic Post Driver



SHEET METAL WORKER.....	\$ 20.40	7.80
TRUCK DRIVER		
Driver (3 Tons and Over), Driver (Truck Mounted Rotary Drill).....	\$ 23.74	14.50
Driver (3 Tons and Under), Tire Changer and Truck Mechanic Tender.....	\$ 23.53	14.50
Driver (Semi-Trailer or Pole Trailer), Driver (Dump Truck, Tandem Axle), Driver of Distributor.....	\$ 23.40	14.50
Driver on Mixer Trucks (All Types).....	\$ 23.45	14.50
Driver on Pavement Breakers.	\$ 23.55	14.50
Driver, Euclid and Other Heavy Earth Moving Equipment and Low Boy.....	\$ 24.31	14.50
Driver, Winch Truck and A- Frame when used in Transporting Materials.....	\$ 23.30	14.50
Greaser on Greasing Facilities.....	\$ 24.40	14.50
Truck Mechanic.....	\$ 23.50	14.50
Truck Tender and Warehouseman.....	\$ 23.20	14.50

-----  
WELDERS - Receive rate prescribed for craft performing  
operation to which welding is incidental.

=====

Note: Executive Order (EO) 13706, Establishing Paid Sick Leave for Federal Contractors applies to all contracts subject to the Davis-Bacon Act for which the contract is awarded (and any solicitation was issued) on or after January 1, 2017. If this contract is covered by the EO, the contractor must provide employees with 1 hour of paid sick leave for every 30 hours they work, up to 56 hours of paid sick leave each year. Employees must be permitted to use paid sick leave for their own illness, injury or other health-related needs, including preventive care; to assist a family member (or person who is like family to the employee) who is ill, injured, or has other health-related needs, including preventive care; or for reasons resulting from, or to assist a family member (or person who is like family to the employee) who is a victim of, domestic violence, sexual assault, or stalking. Additional information on contractor requirements and worker protections under the EO is available at [www.dol.gov/whd/govcontracts](http://www.dol.gov/whd/govcontracts).

Unlisted classifications needed for work not included within the scope of the classifications listed may be added after award only as provided in the labor standards contract clauses (29CFR 5.5 (a) (1) (ii)).

-----

The body of each wage determination lists the classification and wage rates that have been found to be prevailing for the cited type(s) of construction in the area covered by the wage determination. The classifications are listed in alphabetical order of "identifiers" that indicate whether the particular rate is a union rate (current union negotiated rate for local), a survey rate (weighted average rate) or a union average rate (weighted union average rate).

#### Union Rate Identifiers

A four letter classification abbreviation identifier enclosed in dotted lines beginning with characters other than "SU" or "UAVG" denotes that the union classification and rate were prevailing for that classification in the survey. Example: PLUM0198-005 07/01/2014. PLUM is an abbreviation identifier of the union which prevailed in the survey for this classification, which in this example would be Plumbers. 0198 indicates the local union number or district council number where applicable, i.e., Plumbers Local 0198. The next number, 005 in the example, is an internal number used in processing the wage determination. 07/01/2014 is the effective date of the most current negotiated rate, which in this example is July 1, 2014.

Union prevailing wage rates are updated to reflect all rate changes in the collective bargaining agreement (CBA) governing this classification and rate.

#### Survey Rate Identifiers

Classifications listed under the "SU" identifier indicate that no one rate prevailed for this classification in the survey and the published rate is derived by computing a weighted average rate based on all the rates reported in the survey for that classification. As this weighted average rate includes all rates reported in the survey, it may include both union and non-union rates. Example: SULA2012-007 5/13/2014. SU indicates the rates are survey rates based on a weighted average calculation of rates and are not majority rates. LA indicates the State of Louisiana. 2012 is the year of survey on which these classifications and rates are based. The next number, 007 in the example, is an internal number used in producing the wage determination. 5/13/2014 indicates the survey completion date for the classifications and rates under that identifier.

Survey wage rates are not updated and remain in effect until a new survey is conducted.

#### Union Average Rate Identifiers

Classification(s) listed under the UAVG identifier indicate that no single majority rate prevailed for those classifications; however, 100% of the data reported for the classifications was union data. EXAMPLE: UAVG-OH-0010 08/29/2014. UAVG indicates that the rate is a weighted union average rate. OH indicates the state. The next number, 0010 in the example, is an internal number used in producing the wage

determination. 08/29/2014 indicates the survey completion date for the classifications and rates under that identifier.

A UAVG rate will be updated once a year, usually in January of each year, to reflect a weighted average of the current negotiated/CBA rate of the union locals from which the rate is based.

---

WAGE DETERMINATION APPEALS PROCESS

1.) Has there been an initial decision in the matter? This can be:

- \* an existing published wage determination
- \* a survey underlying a wage determination
- \* a Wage and Hour Division letter setting forth a position on a wage determination matter
- \* a conformance (additional classification and rate) ruling

On survey related matters, initial contact, including requests for summaries of surveys, should be with the Wage and Hour Regional Office for the area in which the survey was conducted because those Regional Offices have responsibility for the Davis-Bacon survey program. If the response from this initial contact is not satisfactory, then the process described in 2.) and 3.) should be followed.

With regard to any other matter not yet ripe for the formal process described here, initial contact should be with the Branch of Construction Wage Determinations. Write to:

Branch of Construction Wage Determinations  
Wage and Hour Division  
U.S. Department of Labor  
200 Constitution Avenue, N.W.  
Washington, DC 20210

2.) If the answer to the question in 1.) is yes, then an interested party (those affected by the action) can request review and reconsideration from the Wage and Hour Administrator (See 29 CFR Part 1.8 and 29 CFR Part 7). Write to:

Wage and Hour Administrator  
U.S. Department of Labor  
200 Constitution Avenue, N.W.  
Washington, DC 20210

The request should be accompanied by a full statement of the interested party's position and by any information (wage payment data, project description, area practice material, etc.) that the requestor considers relevant to the issue.

3.) If the decision of the Administrator is not favorable, an interested party may appeal directly to the Administrative Review Board (formerly the Wage Appeals Board). Write to:

Administrative Review Board  
U.S. Department of Labor  
200 Constitution Avenue, N.W.  
Washington, DC 20210

4.) All decisions by the Administrative Review Board are final.

=====  
END OF GENERAL DECISION

Fringe benefit amounts are applicable for all hours worked except when otherwise noted.

No laborer, workman or mechanic shall be paid at a rate less than that of a Journeyman except those classified as bona fide apprentices.

Apprentices or trainees shall be permitted to work as such subject to Administrative Regulations adopted by the Commissioner of Workplace Standards. Copies of these regulations will be furnished upon request from any interested person.

Before using apprentices on the job the contractor shall present to the Contracting Officer written evidence of registration of such employees in a program of a State apprenticeship and training agency approved and recognized by the U. S. Bureau of Apprenticeship and Training. In the absence of such a State agency, the contractor shall submit evidence of approval and registration by the U. S. Bureau of Apprenticeship and Training.

The contractor shall submit to the Contracting Officer, written evidence of the established apprenticeship-journeyman ratios and wage rates in the project area, which will be the basis for establishing such ratios and rates for the project under the applicable contract provisions.

**TO: EMPLOYERS/EMPLOYEES**

**PREVAILING WAGE SCHEDULE:**

**The wages indicated on this wage schedule are the least permitted to be paid for the occupations indicated. When an employee works in more than one classification, the employer must record the number of hours worked in each classification at the prescribed hourly base rate.**

**OVERTIME:**

**Overtime is to be paid after an employee works eight (8) hours a day or forty (40) hours a week, whichever gives the employee the greater wages. At least time and one-half the base rate is required for all overtime. A laborer, workman or mechanic and an employer may enter into a written agreement or a collective bargaining agreement to work more than eight (8) hours a calendar day but not more than ten (10) hours a calendar day for the straight time hourly rate. Wage violations or questions should be directed to the designated Engineer or the undersigned.**

Director  
Division of Construction Procurement  
Frankfort, Kentucky 40622  
502-564-3500

**NOTICE OF REQUIREMENT FOR AFFIRMATIVE ACTION  
TO ENSURE EQUAL EMPLOYMENT OPPORTUNITY  
(Executive Order 11246)**

1. The Offeror's or Bidder's attention is called to the "Equal Opportunity Clause" and the "Standard Federal Equal Employment Specifications" set forth herein.
2. The goals and timetables for minority and female participation, expressed in percentage terms for the Contractor's aggregate work force in each trade on all construction work in the covered area, are as follows:

<b>GOALS FOR MINORITY PARTICIPATION IN EACH TRADE</b>	<b>GOALS FOR FEMALE PARTICIPATION IN EACH TRADE</b>
7.0%	6.9%

These goals are applicable to all the Contractor's construction work (whether or not it is Federal or federally-assisted) performed in the covered area. If the contractor performs construction work in a geographical area located outside of the covered area, it shall apply the goals established for such geographical area where the work is actually performed. With regard to this second area, the contractor also is subject to the goals for both its federally involved and non-federally involved construction.

The Contractor's compliance with the Executive Order and the regulations in CFR Part 60-4 shall be based on its implementation of the Equal Opportunity Clause, specific affirmative action obligations required by the specifications set forth in 41 CFR 60-4, 3(a), and its efforts to meet the goals. The hours of minority and female employment and training must be substantially uniform throughout the length of the contract, and in each trade, and the contractor shall make a good faith effort to employ minorities and women evenly on each of its projects. The transfer of minority or female employees or trainees from Contractor to Contractor or from project to project for the sole purpose of meeting the Contractor's goals shall be a violation of the contract, the Executive Order and the regulations in 41 CFR Part 60-4. Compliance with the goals will be measured against the total work hours performed.

3. The Contractor shall provide written notification to the Director of the Office of Federal Contract Compliance Programs within ten (10) working days of award of any construction subcontract in excess of \$10,000.00 at any tier for construction work under the contract resulting from this solicitation. The notification shall list the name, address and telephone number of the subcontractor; employer identification number of the subcontractor; estimated dollar amount of the subcontract; estimated starting and completion dates of the subcontract; and the geographical area in which the subcontract is to be performed. The notification shall be mailed to:

**Evelyn Teague, Regional Director  
Office of Federal Contract Compliance Programs  
61 Forsyth Street, SW, Suite 7B75  
Atlanta, Georgia 30303-8609**

4. As used in this Notice, and in the contract resulting from this solicitation, the "**covered area**" is Leslie County.

**PART IV**  
**INSURANCE**

## INSURANCE

The Contractor shall procure and maintain the following insurance in addition to the insurance required by law:

- 1) Commercial General Liability-Occurrence form – not less than \$2,000,000 General aggregate, \$2,000,000 Products & Completed Aggregate, \$1,000,000 Personal & Advertising, \$1,000,000 each occurrence.
- 2) Automobile Liability- \$1,000,000 per accident
- 3) Employers Liability:
  - a) \$100,000 Each Accident Bodily Injury
  - b) \$500,000 Policy limit Bodily Injury by Disease
  - c) \$100,000 Each Employee Bodily Injury by Disease
- 4) The insurance required above must be evidenced by a Certificate of Insurance and this Certificate of Insurance must contain one of the following statements:
  - a) "policy contains no deductible clauses."
  - b) "policy contains \_\_\_\_\_ (amount) deductible property damage clause but company will pay claim and collect the deductible from the insured."
- 5) **KENTUCKY WORKMEN'S COMPENSATION INSURANCE.** The contractor shall furnish evidence of coverage of all his employees or give evidence of self-insurance by submitting a copy of a certificate issued by the Workmen's Compensation Board.

The cost of insurance is incidental to all contract items. All subcontractors must meet the same minimum insurance requirements.



**PART V**  
**BID ITEMS**

**PROPOSAL BID ITEMS**

Report Date 3/11/19

**Section: 0001 - PAVING**

LINE	BID CODE	ALT	DESCRIPTION	QUANTITY	UNIT	UNIT PRIC	FP	AMOUNT
0010	00003		CRUSHED STONE BASE (REVISED: 3-11-19)	3,411.00	TON		\$	
0020	00020		TRAFFIC BOUND BASE	100.00	TON		\$	
0030	00100		ASPHALT SEAL AGGREGATE	32.00	TON		\$	
0040	00103		ASPHALT SEAL COAT	3.80	TON		\$	
0050	00214		CL3 ASPH BASE 1.00D PG64-22 (REVISED: 3-11-19)	3,088.00	TON		\$	
0060	00339		CL3 ASPH SURF 0.38D PG64-22 (REVISED: 3-11-19)	537.00	TON		\$	
0070	00356		ASPHALT MATERIAL FOR TACK	6.80	TON		\$	
0080	02101		CEM CONC ENT PAVEMENT-8 IN	107.00	SQYD		\$	

**Section: 0002 - ROADWAY**

LINE	BID CODE	ALT	DESCRIPTION	QUANTITY	UNIT	UNIT PRIC	FP	AMOUNT
0090	00078		CRUSHED AGGREGATE SIZE NO 2	175.00	TON		\$	
0100	01000		PERFORATED PIPE-4 IN	42.00	LF		\$	
0110	01010		NON-PERFORATED PIPE-4 IN	104.00	LF		\$	
0120	01020		PERF PIPE HEADWALL TY 1-4 IN	1.00	EACH		\$	
0130	01691		FLUME INLET TYPE 2	2.00	EACH		\$	
0140	01718		REMOVE INLET	3.00	EACH		\$	
0150	01890		ISLAND HEADER CURB TYPE 1	100.00	LF		\$	
0160	01897		ASPHALT WEDGE CURB	94.00	LF		\$	
0170	01987		DELINEATOR FOR GUARDRAIL BI DIRECTIONAL WHITE	44.00	EACH		\$	
0180	01990		DELINEATOR FOR BARRIER WALL-B/W	6.00	EACH		\$	
0190	02014		BARRICADE-TYPE III	10.00	EACH		\$	
0200	02091		REMOVE PAVEMENT	1,112.00	SQYD		\$	
0210	02200		ROADWAY EXCAVATION	109,506.00	CUYD		\$	
0220	02203		STRUCTURE EXCAV-UNCLASSIFIED (REVISED: 3-11-19)	19.00	CUYD		\$	
0230	02242		WATER	518.00	MGAL		\$	
0240	02351		GUARDRAIL-STEEL W BEAM-S FACE	1,412.50	LF		\$	
0250	02360		GUARDRAIL TERMINAL SECTION NO 1	4.00	EACH		\$	
0260	02363		GUARDRAIL CONNECTOR TO BRIDGE END TY A	4.00	EACH		\$	
0270	02367		GUARDRAIL END TREATMENT TYPE 1	1.00	EACH		\$	
0280	02381		REMOVE GUARDRAIL	587.50	LF		\$	
0290	02391		GUARDRAIL END TREATMENT TYPE 4A	2.00	EACH		\$	
0300	02397		TEMP GUARDRAIL	237.50	LF		\$	
0310	02429		RIGHT-OF-WAY MONUMENT TYPE 1	16.00	EACH		\$	
0320	02431		WITNESS R/W MONUMENT TYPE 2	2.00	EACH		\$	
0330	02432		WITNESS POST	6.00	EACH		\$	
0340	02488		CHANNEL LINING CLASS IV	467.00	CUYD		\$	
0350	02545		CLEARING AND GRUBBING 4.0 ACRES	1.00	LS		\$	
0360	02551		CONCRETE-CLASS A FOR STEPS	.50	CUYD		\$	

**PROPOSAL BID ITEMS**

Report Date 3/11/19

LINE	BID CODE	ALT	DESCRIPTION	QUANTITY	UNIT	UNIT PRIC	FP	AMOUNT
0370	02555		CONCRETE-CLASS B (REVISED: 3-11-19)	43.00	CUYD		\$	
0380	02562		TEMPORARY SIGNS	750.00	SQFT		\$	
0390	02585		EDGE KEY	96.00	LF		\$	
0400	02596		FABRIC-GEOTEXTILE TYPE I	28.00	SQYD		\$	
0410	02599		FABRIC-GEOTEXTILE TYPE IV	4,540.00	SQYD		\$	
0420	02619		HANDRAIL-TYPE A (REVISED: 3-11-19)	158.00	LF		\$	
0430	02625		REMOVE HEADWALL	2.00	EACH		\$	
0440	02650		MAINTAIN & CONTROL TRAFFIC	1.00	LS		\$	
0450	02651		DIVERSIONS (BY-PASS DETOURS)	1.00	LS		\$	
0460	02671		PORTABLE CHANGEABLE MESSAGE SIGN	3.00	EACH		\$	
0470	02673		PRECAST VEHICLE STOP (REVISED: 3-11-19)	50.00	LF		\$	
0480	02690		SAFELoading	23.00	CUYD		\$	
0490	02697		EDGE LINE RUMBLE STRIPS	2,722.00	LF		\$	
0500	02701		TEMP SILT FENCE	2,400.00	LF		\$	
0510	02704		SILT TRAP TYPE B	10.00	EACH		\$	
0520	02705		SILT TRAP TYPE C	5.00	EACH		\$	
0530	02707		CLEAN SILT TRAP TYPE B	10.00	EACH		\$	
0540	02708		CLEAN SILT TRAP TYPE C	5.00	EACH		\$	
0550	02720		SIDEWALK-4 IN CONCRETE (REVISED: 3-11-19)	71.00	SQYD		\$	
0560	02726		STAKING	1.00	LS		\$	
0570	02731		REMOVE STRUCTURE	1.00	LS		\$	
0580	03171		CONCRETE BARRIER WALL TYPE 9T	270.00	LF		\$	
0590	04933		TEMP SIGNAL 2 PHASE	2.00	EACH		\$	
0600	05950		EROSION CONTROL BLANKET	7,930.00	SQYD		\$	
0610	05952		TEMP MULCH	5,300.00	SQYD		\$	
0620	05953		TEMP SEEDING AND PROTECTION	5,300.00	SQYD		\$	
0630	05963		INITIAL FERTILIZER	.90	TON		\$	
0640	05964		MAINTENANCE FERTILIZER	.90	TON		\$	
0650	05985		SEEDING AND PROTECTION	10,600.00	SQYD		\$	
0660	05992		AGRICULTURAL LIMESTONE	16.80	TON		\$	
0670	06510		PAVE STRIPING-TEMP PAINT-4 IN	6,840.00	LF		\$	
0680	06514		PAVE STRIPING-PERM PAINT-4 IN	7,040.00	LF		\$	
0690	06547		PAVE STRIPING-THERMO-12 IN Y	2,115.00	LF		\$	
0700	06568		PAVE MARKING-THERMO STOP BAR-24IN	47.00	LF		\$	
0710	06574		PAVE MARKING-THERMO CURV ARROW	4.00	EACH		\$	
0720	08901		CRASH CUSHION TY VI CLASS BT TL2	2.00	EACH		\$	
0730	10020NS		FUEL ADJUSTMENT	30,319.00	DOLL	\$1.00	\$	\$30,319.00
0740	10030NS		ASPHALT ADJUSTMENT	12,878.00	DOLL	\$1.00	\$	\$12,878.00
0750	20206EC		PAVE MARK HANDICAP SYMBOL	1.00	EACH		\$	
0760	23158ES505		DETECTABLE WARNINGS	10.00	SQFT		\$	

**Section: 0003 - DRAINAGE**

LINE	BID CODE	ALT	DESCRIPTION	QUANTITY	UNIT	UNIT PRIC	FP	AMOUNT
0770	00464		CULVERT PIPE-24 IN	96.00	LF		\$	

LESLIE COUNTY  
STP BRO 4211 (046)  
191011

## PROPOSAL BID ITEMS

Page 3 of 4

Report Date 3/11/19

LINE	BID CODE	ALT	DESCRIPTION	QUANTITY	UNIT	UNIT PRIC	FP	AMOUNT
0780	01208		PIPE CULVERT HEADWALL-24 IN	2.00	EACH		\$	
0790	01490		DROP BOX INLET TYPE 1	1.00	EACH		\$	
0800	01493		DROP BOX INLET TYPE 2	1.00	EACH		\$	
0810	02220		FLOWABLE FILL	8.30	CUYD		\$	
0820	02600		FABRIC GEOTEXTILE TY IV FOR PIPE	345.00	SQYD	\$2.00	\$	\$690.00

### Section: 0004 - BRIDGE

LINE	BID CODE	ALT	DESCRIPTION	QUANTITY	UNIT	UNIT PRIC	FP	AMOUNT
0830	02231		STRUCTURE GRANULAR BACKFILL	319.00	CUYD		\$	
0840	02998		MASONRY COATING	363.00	SQYD		\$	
0850	03299		ARMORED EDGE FOR CONCRETE	119.60	LF		\$	
0860	08001		STRUCTURE EXCAVATION-COMMON	998.00	CUYD		\$	
0870	08002		STRUCTURE EXCAV-SOLID ROCK	263.00	CUYD		\$	
0880	08019		CYCLOPEAN STONE RIP RAP	634.00	TON		\$	
0890	08020		CRUSHED AGGREGATE SLOPE PROT	41.00	TON		\$	
0900	08033		TEST PILES	24.00	LF		\$	
0910	08039		PRE-DRILLING FOR PILES	297.00	LF		\$	
0920	08046		PILES-STEEL HP12X53	303.00	LF		\$	
0930	08094		PILE POINTS-12 IN	13.00	EACH		\$	
0940	08100		CONCRETE-CLASS A	174.80	CUYD		\$	
0950	08104		CONCRETE-CLASS AA	254.00	CUYD		\$	
0960	08150		STEEL REINFORCEMENT	7,298.00	LB		\$	
0970	08151		STEEL REINFORCEMENT-EPOXY COATED	53,411.00	LB		\$	
0980	08636		PRECAST PC I BEAM TYPE 5	580.00	LF		\$	
0990	21532ED		RAIL SYSTEM TYPE III	238.30	LF		\$	

### Section: 0005 - WATERLINE

LINE	BID CODE	ALT	DESCRIPTION	QUANTITY	UNIT	UNIT PRIC	FP	AMOUNT
1000	14003		W CAP EXISTING MAIN	3.00	EACH		\$	
1010	14004		W DIRECTIONAL BORE	285.00	LF		\$	
1020	14008		W ENCASMENT STEEL BORED RANGE 3	115.00	LF		\$	
1030	14014		W ENCASMENT STEEL OPEN CUT RANGE 3	45.00	LF		\$	
1040	14019		W FIRE HYDRANT ASSEMBLY	2.00	EACH		\$	
1050	14022		W FLUSH HYDRANT ASSEMBLY	2.00	EACH		\$	
1060	14030		W METER RELOCATE	10.00	EACH		\$	
1070	14036		W PIPE DUCTILE IRON 06 INCH	2,700.00	LF		\$	
1080	14077		W SERV PE/PLST LONG SIDE 1 IN	5.00	EACH		\$	
1090	14080		W SERV PE/PLST LONG SIDE 3/4 IN	5.00	EACH		\$	
1100	14089		W TAPPING SLEEVE AND VALVE SIZE 1	4.00	EACH		\$	
1110	14093		W TIE-IN 04 INCH	1.00	EACH		\$	
1120	14094		W TIE-IN 06 INCH	3.00	EACH		\$	
1130	14105		W VALVE 06 INCH	8.00	EACH		\$	
1140	14125		W VAULT SPECIAL	1.00	EACH		\$	
1150	14132		W PRESSURE REDUCING VALVE 02 INCH	1.00	EACH		\$	
1160	14144		W LINE MARKER	15.00	EACH		\$	

LESLIE COUNTY  
 STP BRO 4211 (046)  
 191011

## PROPOSAL BID ITEMS

Page 4 of 4

Report Date 3/11/19

LINE	BID CODE	ALT	DESCRIPTION	QUANTITY	UNIT	UNIT PRIC	FP	AMOUNT
1170	14153		W LEAK DETECTION METER	1.00	EACH		\$	

### Section: 0006 - DEMOBILIZATION &/OR MOBILIZATION

LINE	BID CODE	ALT	DESCRIPTION	QUANTITY	UNIT	UNIT PRIC	FP	AMOUNT
1180	02568		MOBILIZATION	1.00	LS		\$	
1190	02569		DEMOBILIZATION	1.00	LS		\$	